

Delaware County
Youth Risk Behavior Survey
(YRBS),
9th -11th Grades

Conducted April-May 2013 and January 2014

A collaborative project by:



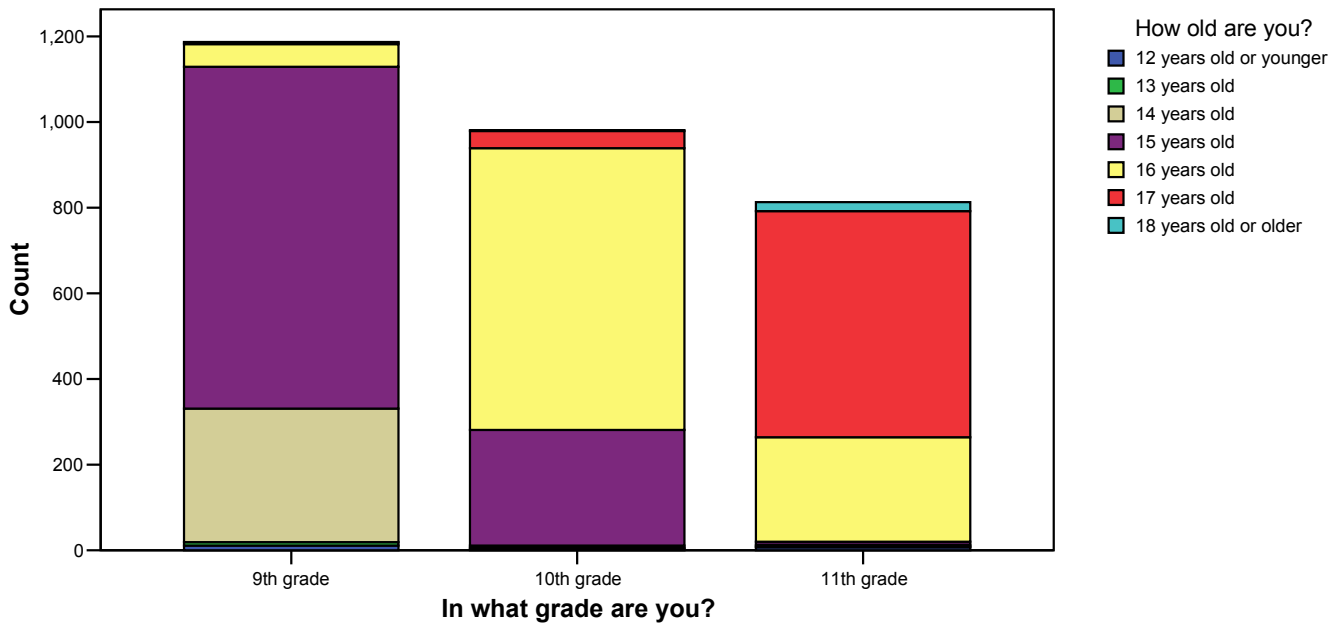
**Delaware-Morrow Mental Health
& Recovery Services Board**

Funding for the report was provided by:
Drug-Free Delaware

Data Analysis completed by:
Lindsey Michaels MPH, MA, CHES

Survey Data File created by:
Ian Wei, PhD.

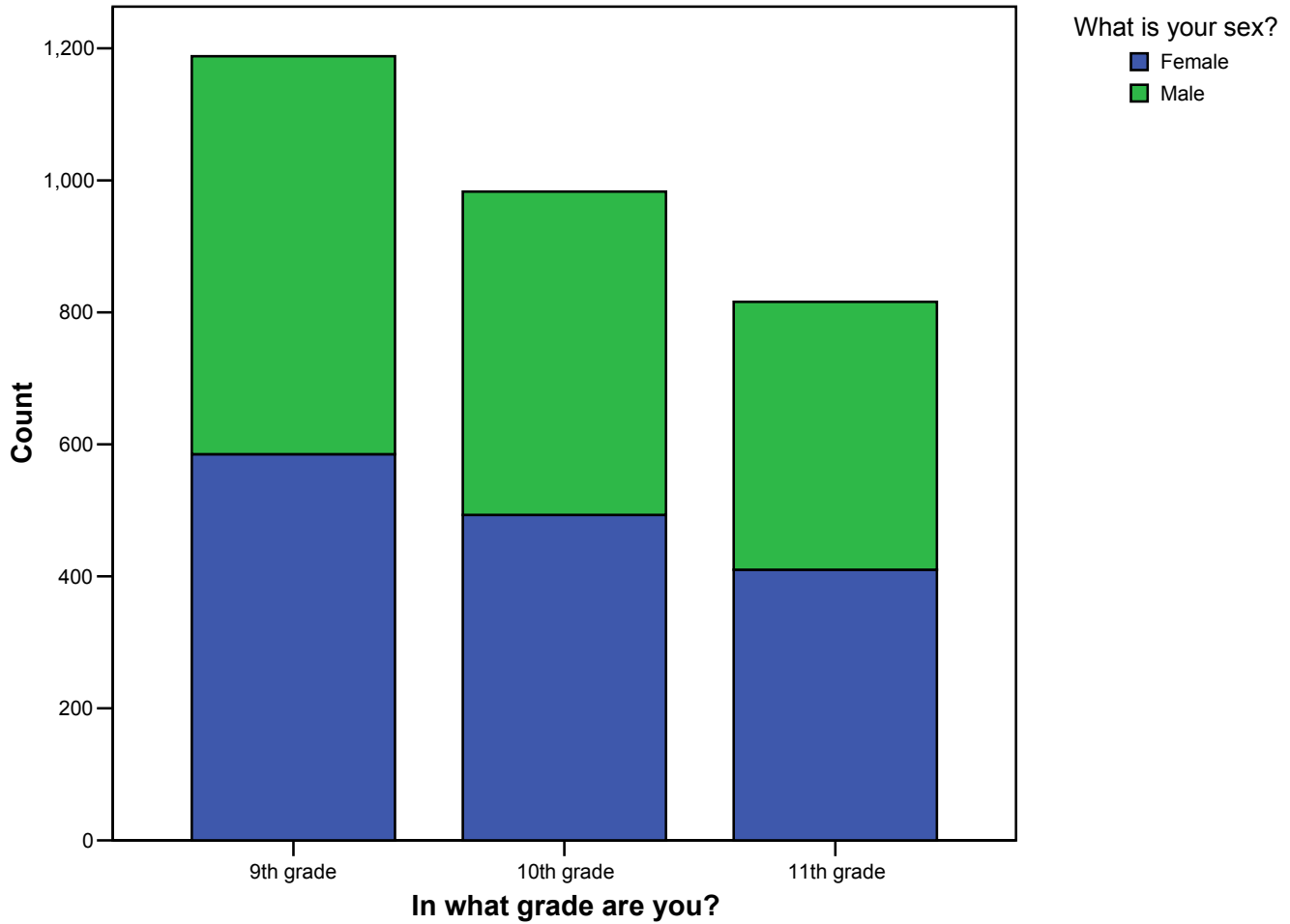
Q1. How old are you?



		What is your sex?		In what grade are you?			Total
		Female	Male	9th grade	10th grade	11th grade	Count
		Count	Count	Count	Count	Count	
How old are you?	12 years old or younger	11	11	11	4	7	22
	13 years old	5	7	8	2	2	12
	14 years old	180	141	312	5	4	321
	15 years old	550	525	798	270	7	1075
	16 years old	460	495	53	658	244	955
	17 years old	271	301	4	40	528	572
	18 years old or older	9	15	1	2	21	24
Total		1486	1495	1187	981	813	2981

		What is your sex?		In what grade are you?			Total
		Female	Male	9th grade	10th grade	11th grade	Col %
		Col %	Col %	Col %	Col %	Col %	
How old are you?	12 years old or younger	.7%	.7%	.9%	.4%	.9%	.7%
	13 years old	.3%	.5%	.7%	.2%	.2%	.4%
	14 years old	12.1%	9.4%	26.3%	.5%	.5%	10.8%
	15 years old	37.0%	35.1%	67.2%	27.5%	.9%	36.1%
	16 years old	31.0%	33.1%	4.5%	67.1%	30.0%	32.0%
	17 years old	18.2%	20.1%	.3%	4.1%	64.9%	19.2%
	18 years old or older	.6%	1.0%	.1%	.2%	2.6%	.8%
Total		100.0%	100.0%	100.0%	100.0%	100.0%	100.0%

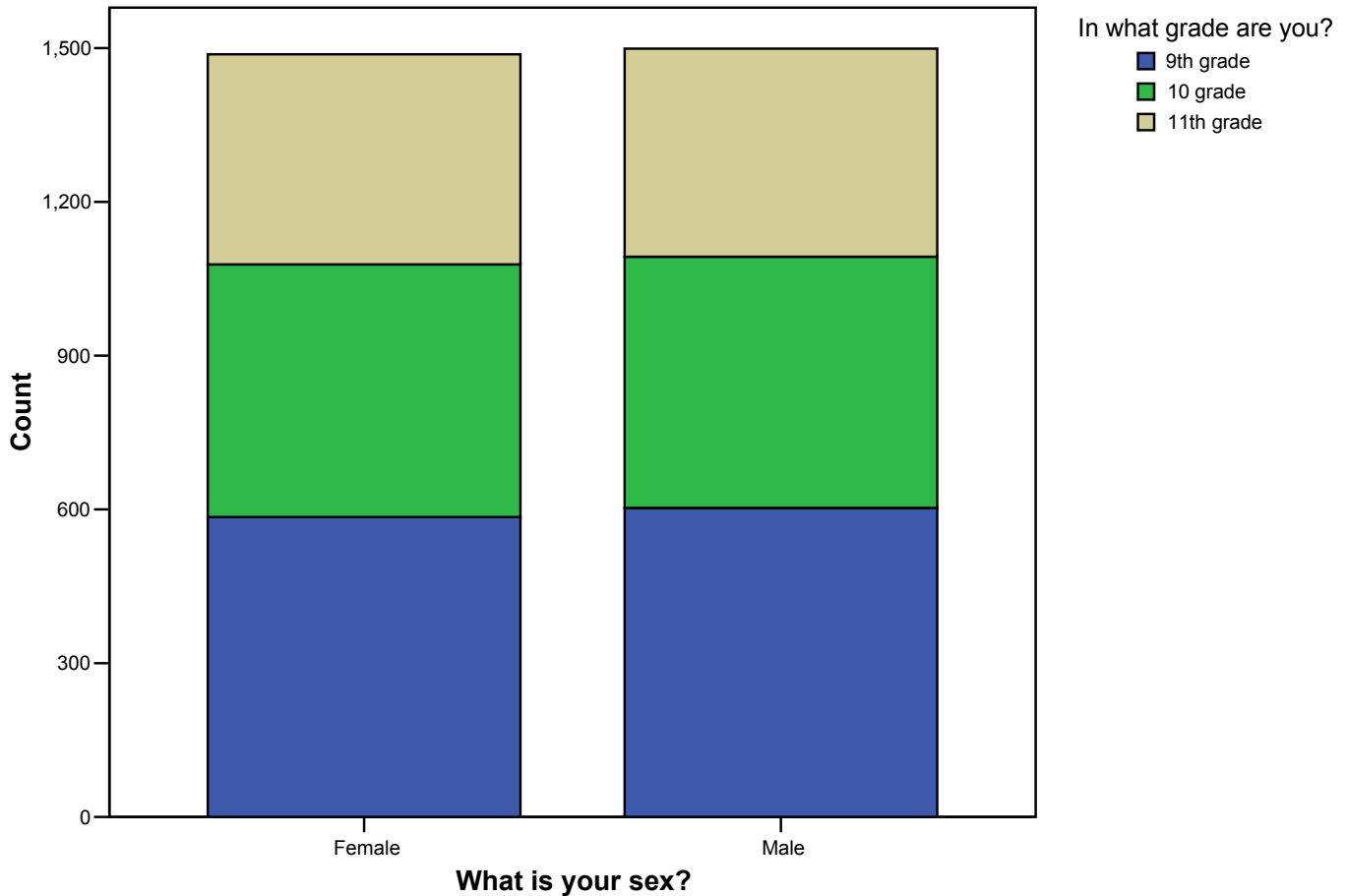
Q2. What is your sex?



		In what grade are you?			Total
		9th grade	10th grade	11th grade	Count
		Count	Count	Count	
What is your sex?	Female	585	493	410	1488
	Male	603	490	406	1499
Total		1188	983	816	2987

		In what grade are you?			Total
		9th grade	10th grade	11th grade	Col %
		Col %	Col %	Col %	
What is your sex?	Female	49.2%	50.2%	50.2%	49.8%
	Male	50.8%	49.8%	49.8%	50.2%
Total		100.0%	100.0%	100.0%	100.0%

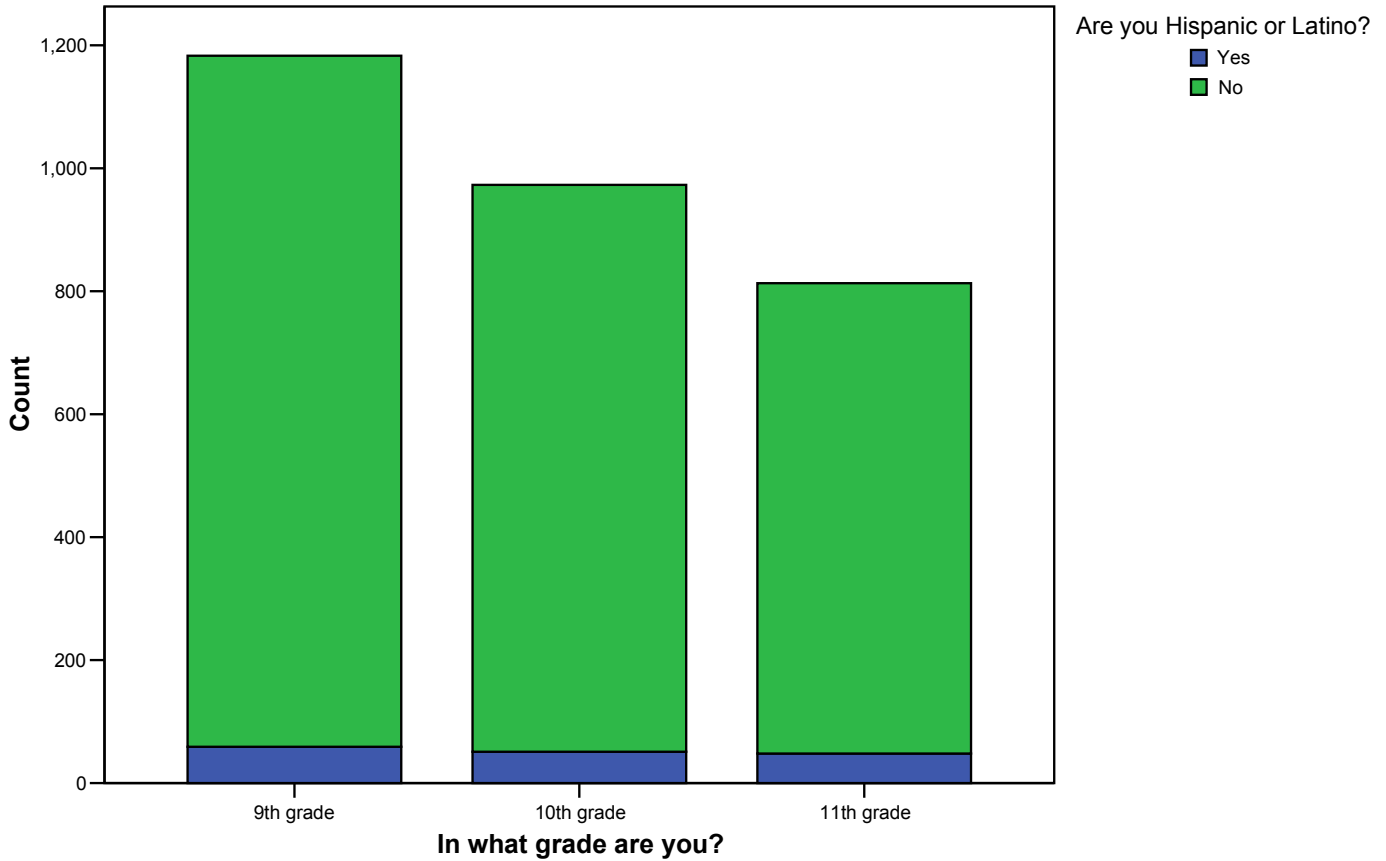
Q3. In what grade are you?



		What is your sex?		Total
		Female	Male	
In what grade are you?	9th grade	585	603	1188
	10th grade	493	490	983
	11th grade	410	406	816
Total		1488	1499	2987

		What is your sex?		Total
		Female	Male	Col %
		Col %	Col %	
In what grade are you?	9th grade	39.3%	40.2%	39.8%
	10th grade	33.1%	32.7%	32.9%
	11th grade	27.6%	27.1%	27.3%
Total		100.0%	100.0%	100.0%

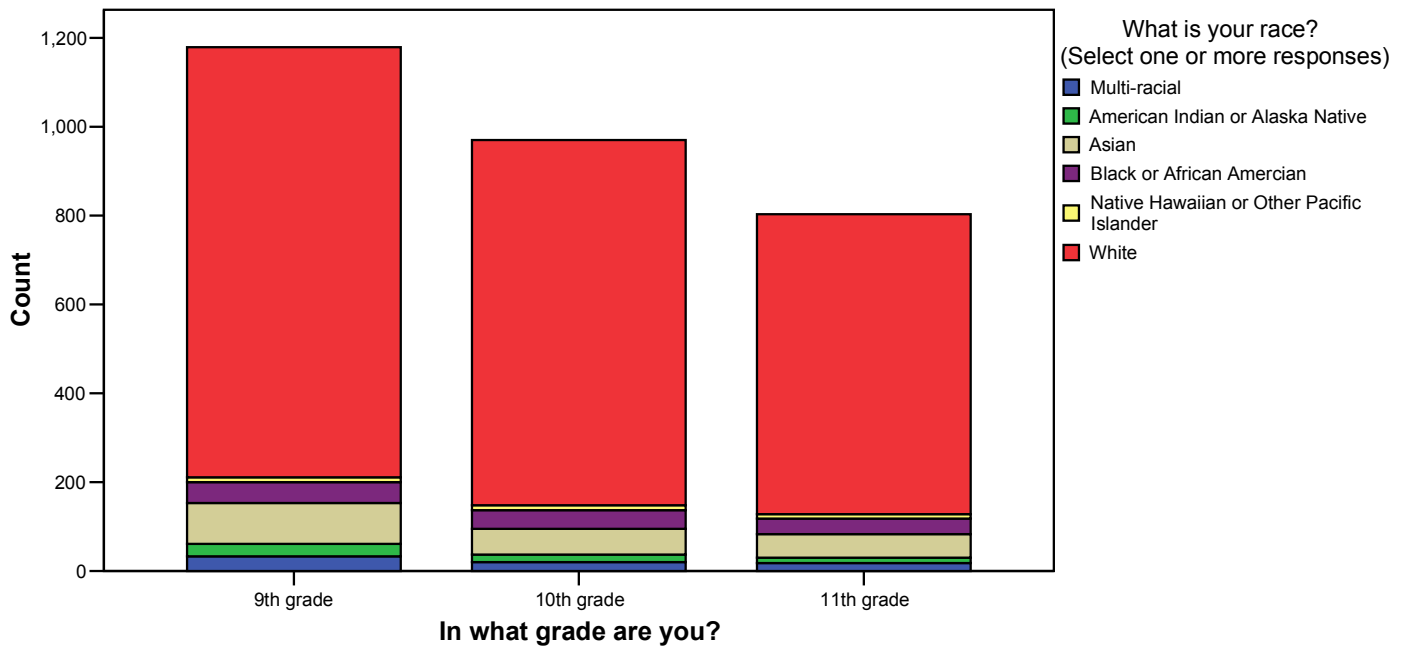
Q4. Are you Hispanic or Latino?



		What is your sex?		In what grade are you?			Total
		Female	Male	9th grade	10th grade	11th grade	Count
		Count	Count	Count	Count	Count	
Are you Hispanic or Latino?	Yes	79	79	59	51	48	158
	No	1404	1407	1124	922	765	2811
Total		1483	1486	1183	973	813	2969

		What is your sex?		In what grade are you?			Total
		Female	Male	9th grade	10th grade	11th grade	Col %
		Col %	Col %	Col %	Col %	Col %	
Are you Hispanic or Latino?	Yes	5.3%	5.3%	5.0%	5.2%	5.9%	5.3%
	No	94.7%	94.7%	95.0%	94.8%	94.1%	94.7%
Total		100.0%	100.0%	100.0%	100.0%	100.0%	100.0%

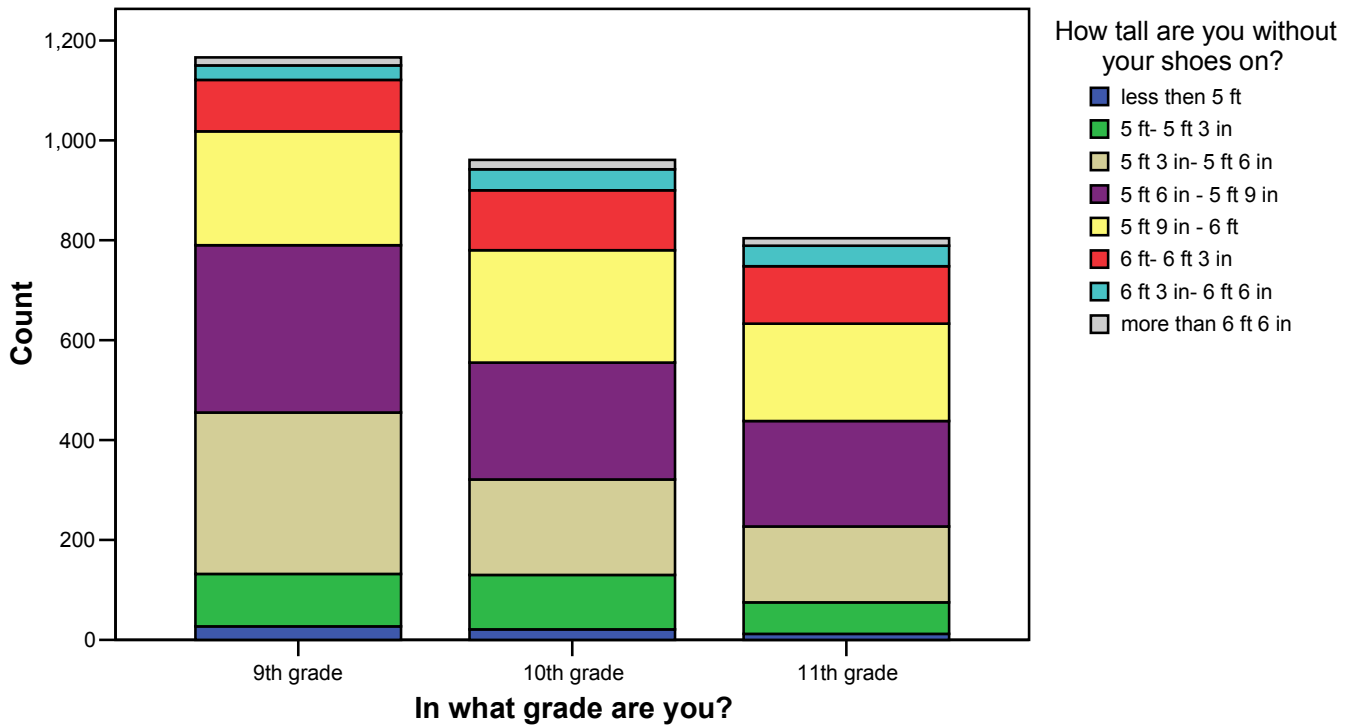
Q5. What is your race? (Select one or more responses)



		What is your sex?		In what grade are you?			Total
		Female	Male	9th grade	10th grade	11th grade	
What is your race? (Select one or more responses)	Multi-racial	38	33	33	20	18	71
	American Indian or Alaska Native	27	30	28	17	12	57
	Asian	96	107	92	58	53	203
	Black or African American	62	62	47	42	35	124
	Native Hawaiian or Other Pacific Islander	16	16	11	11	10	32
	White	1237	1228	968	822	675	2465
Total		1476	1476	1179	970	803	2952

		What is your sex?		In what grade are you?			Total
		Female	Male	9th grade	10th grade	11th grade	Col %
		Col %	Col %	Col %	Col %	Col %	
What is your race? (Select one or more responses)	Multi-racial	2.6%	2.2%	2.8%	2.1%	2.2%	2.4%
	American Indian or Alaska Native	1.8%	2.0%	2.4%	1.8%	1.5%	1.9%
	Asian	6.5%	7.2%	7.8%	6.0%	6.6%	6.9%
	Black or African American	4.2%	4.2%	4.0%	4.3%	4.4%	4.2%
	Native Hawaiian or Other Pacific Islander	1.1%	1.1%	.9%	1.1%	1.2%	1.1%
	White	83.8%	83.2%	82.1%	84.7%	84.1%	83.5%
Total		100.0%	100.0%	100.0%	100.0%	100.0%	100.0%

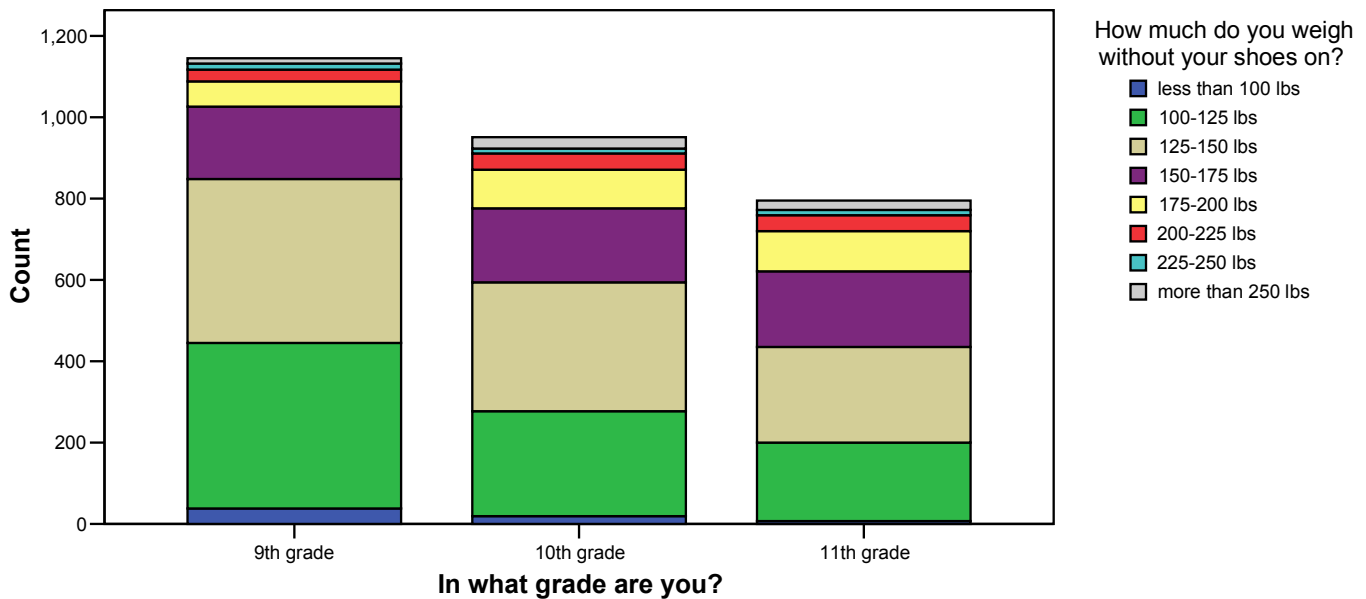
Q6. How tall are you without your shoes on?



		What is your sex?		In what grade are you?			Total
		Female	Male	9th grade	10th grade	11th grade	
How tall are you without your shoes on?	less than 5 ft	43	17	27	21	12	60
	5 ft- 5 ft 3 in	257	20	105	109	63	277
	5 ft 3 in- 5 ft 6 in	559	107	323	191	152	666
	5 ft 6 in - 5 ft 9 in	438	342	335	234	211	780
	5 ft 9 in - 6 ft	123	525	228	225	195	648
	6 ft- 6 ft 3 in	20	318	103	120	115	338
	6 ft 3 in- 6 ft 6 in	4	108	29	42	41	112
	more than 6 ft 6 in	14	36	16	19	15	50
Total		1458	1473	1166	961	804	2931

		What is your sex?		In what grade are you?			Total
		Female	Male	9th grade	10th grade	11th grade	
		Col %	Col %	Col %	Col %	Col %	Col %
How tall are you without your shoes on?	less than 5 ft	2.9%	1.2%	2.3%	2.2%	1.5%	2.0%
	5 ft- 5 ft 3 in	17.6%	1.4%	9.0%	11.3%	7.8%	9.5%
	5 ft 3 in- 5 ft 6 in	38.3%	7.3%	27.7%	19.9%	18.9%	22.7%
	5 ft 6 in - 5 ft 9 in	30.0%	23.2%	28.7%	24.3%	26.2%	26.6%
	5 ft 9 in - 6 ft	8.4%	35.6%	19.6%	23.4%	24.3%	22.1%
	6 ft- 6 ft 3 in	1.4%	21.6%	8.8%	12.5%	14.3%	11.5%
	6 ft 3 in- 6 ft 6 in	.3%	7.3%	2.5%	4.4%	5.1%	3.8%
	more than 6 ft 6 in	1.0%	2.4%	1.4%	2.0%	1.9%	1.7%
Total		100.0%	100.0%	100.0%	100.0%	100.0%	100.0%

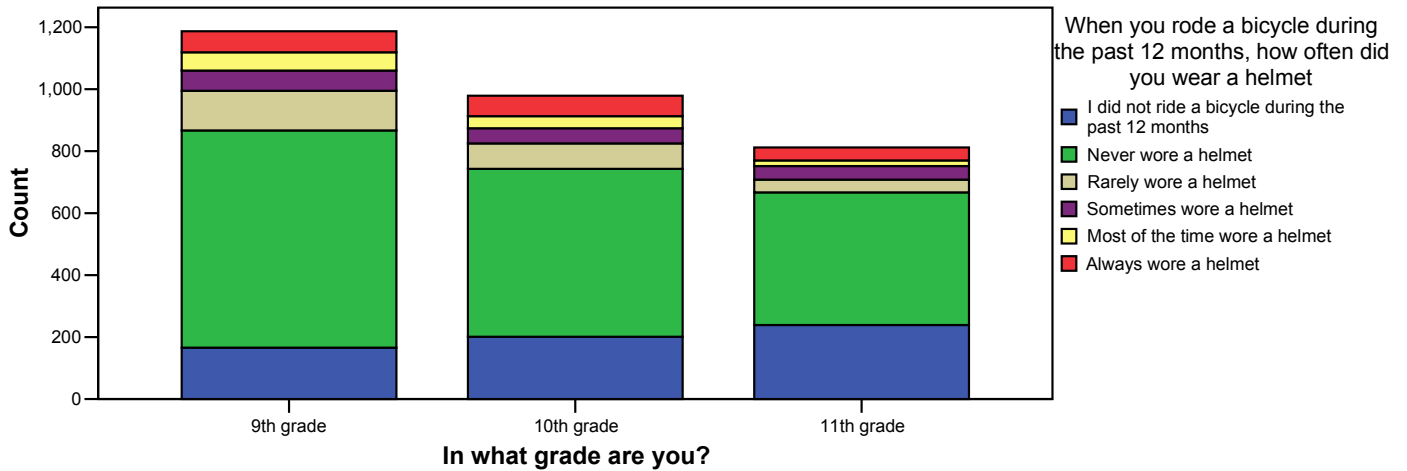
Q7. How much do you weigh without your shoes on?



		What is your sex?		In what grade are you?			Total
		Female	Male	9th grade	10th grade	11th grade	
How much do you weigh without your shoes on?	less than 100 lbs	48	16	38	19	7	64
	100-125 lbs	653	205	407	258	193	858
	125-150 lbs	520	435	403	317	235	955
	150-175 lbs	134	412	178	182	186	546
	175-200 lbs	37	219	62	95	99	256
	200-225 lbs	13	95	29	40	39	108
	225-250 lbs	7	33	15	12	13	40
	more than 250 lbs	12	52	13	28	23	64
Total		1424	1467	1145	951	795	2891

		What is your sex?		In what grade are you?			Total
		Female	Male	9th grade	10th grade	11th grade	Col %
		Col %	Col %	Col %	Col %	Col %	
How much do you weigh without your shoes on?	less than 100 lbs	3.4%	1.1%	3.3%	2.0%	.9%	2.2%
	100-125 lbs	45.9%	14.0%	35.5%	27.1%	24.3%	29.7%
	125-150 lbs	36.5%	29.7%	35.2%	33.3%	29.6%	33.0%
	150-175 lbs	9.4%	28.1%	15.5%	19.1%	23.4%	18.9%
	175-200 lbs	2.6%	14.9%	5.4%	10.0%	12.5%	8.9%
	200-225 lbs	.9%	6.5%	2.5%	4.2%	4.9%	3.7%
	225-250 lbs	.5%	2.2%	1.3%	1.3%	1.6%	1.4%
	more than 250 lbs	.8%	3.5%	1.1%	2.9%	2.9%	2.2%
Total		100.0%	100.0%	100.0%	100.0%	100.0%	100.0%

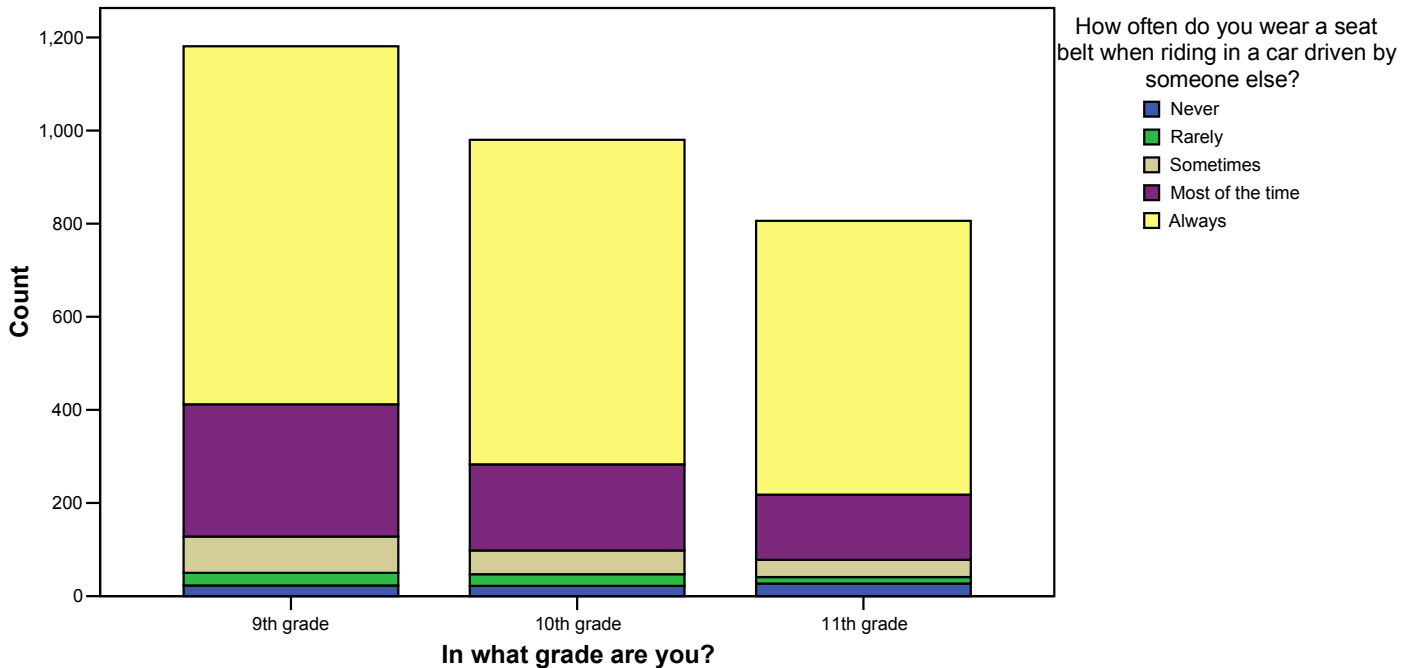
Q8. When you rode a bicycle during the past 12 months, how often did you wear a helmet?



		What is your sex?		In what grade are you?			Total
		Female	Male	9th grade	10th grade	11th grade	
When you rode a bicycle during the past 12 months, how often did you wear a helmet?	I did not ride a bicycle during the past 12 months	306	300	166	201	239	606
	Never wore a helmet	817	854	701	542	428	1671
	Rarely wore a helmet	130	121	128	82	41	251
	Sometimes wore a helmet	82	76	65	49	44	158
	Most of the time wore a helmet	70	46	59	39	18	116
	Always wore a helmet	81	95	68	66	42	176
Total		1486	1492	1187	979	812	2978

		What is your sex?		In what grade are you?			Total
		Female	Male	9th grade	10th grade	11th grade	
		Col %	Col %	Col %	Col %	Col %	Col %
When you rode a bicycle during the past 12 months, how often did you wear a helmet?	I did not ride a bicycle during the past 12 months	20.6%	20.1%	14.0%	20.5%	29.4%	20.3%
	Never wore a helmet	55.0%	57.2%	59.1%	55.4%	52.7%	56.1%
	Rarely wore a helmet	8.7%	8.1%	10.8%	8.4%	5.0%	8.4%
	Sometimes wore a helmet	5.5%	5.1%	5.5%	5.0%	5.4%	5.3%
	Most of the time wore a helmet	4.7%	3.1%	5.0%	4.0%	2.2%	3.9%
	Always wore a helmet	5.5%	6.4%	5.7%	6.7%	5.2%	5.9%
Total		100.0%	100.0%	100.0%	100.0%	100.0%	100.0%

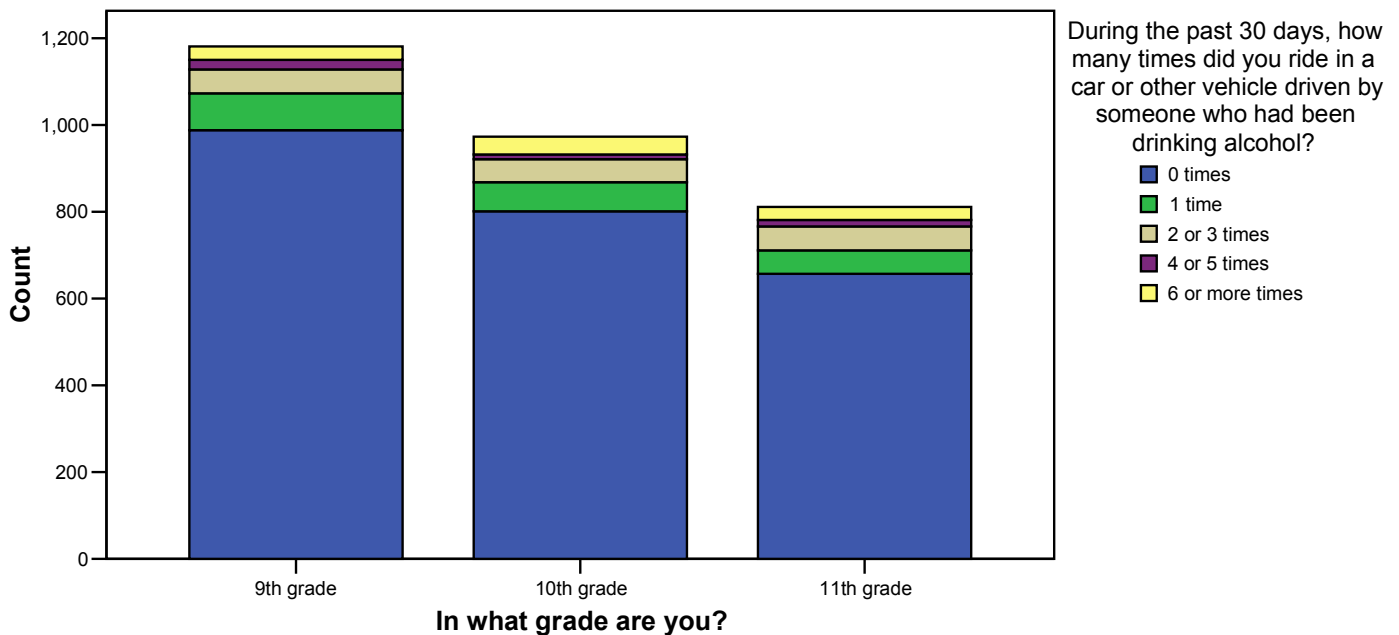
Q9. How often do you wear a seat belt when riding in a car driven by someone else?



		What is your sex?		In what grade are you?			Total
		Female	Male	9th grade	10th grade	11th grade	
How often do you wear a seat belt when riding in a car driven by someone else?	Never	30	42	23	22	27	72
	Rarely	27	39	27	25	14	66
	Sometimes	85	81	78	51	37	166
	Most of the time	318	291	284	185	140	609
	Always	1021	1033	769	697	588	2054
Total		1481	1486	1181	980	806	2967

		What is your sex?		In what grade are you?			Total
		Female	Male	9th grade	10th grade	11th grade	Col %
		Col %	Col %	Col %	Col %	Col %	
How often do you wear a seat belt when riding in a car driven by someone else?	Never	2.0%	2.8%	1.9%	2.2%	3.3%	2.4%
	Rarely	1.8%	2.6%	2.3%	2.6%	1.7%	2.2%
	Sometimes	5.7%	5.5%	6.6%	5.2%	4.6%	5.6%
	Most of the time	21.5%	19.6%	24.0%	18.9%	17.4%	20.5%
	Always	68.9%	69.5%	65.1%	71.1%	73.0%	69.2%
Total		100.0%	100.0%	100.0%	100.0%	100.0%	100.0%

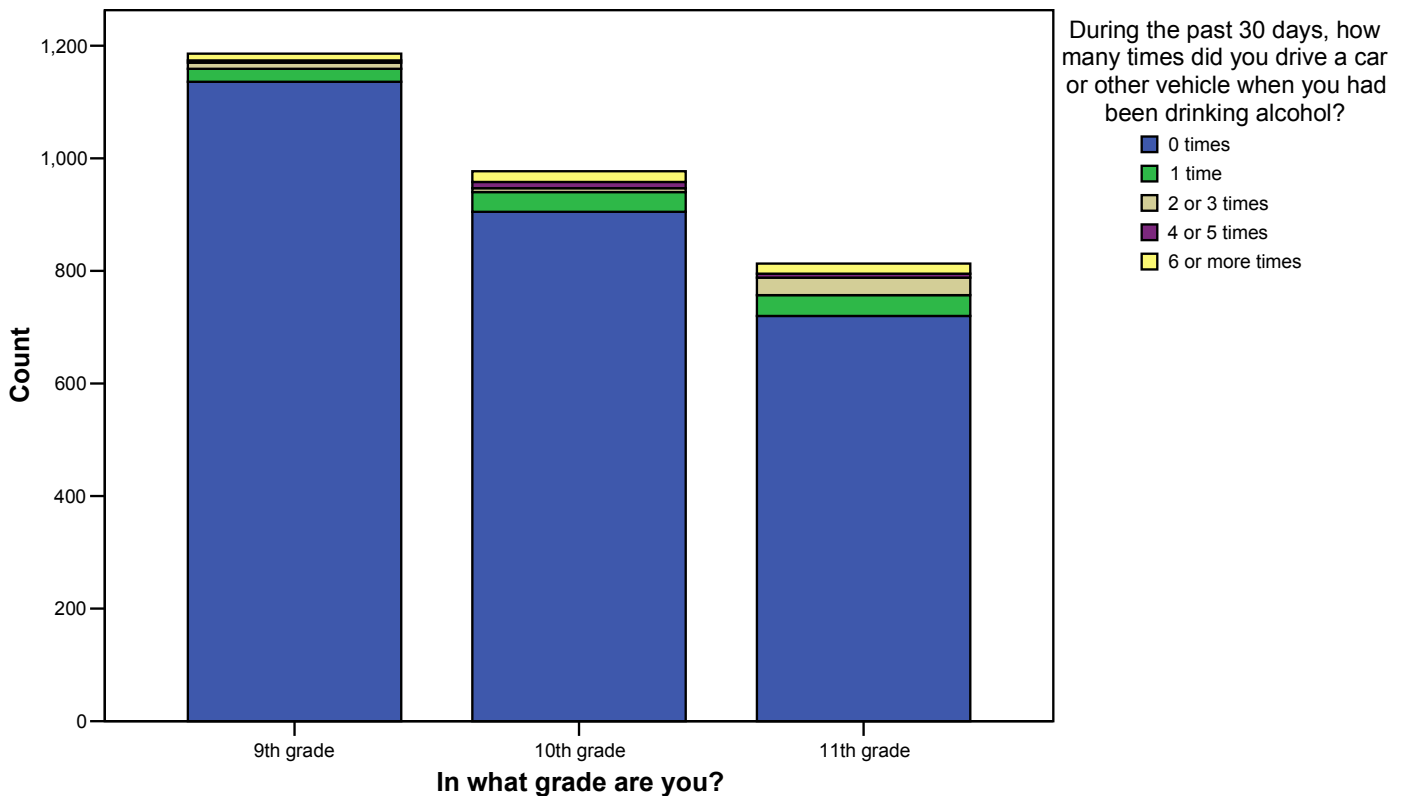
Q10. During the past 30 days, how many times did you ride in a car or other vehicle driven by someone who had been drinking alcohol?



		What is your sex?		In what grade are you?			Total
		Female	Male	9th grade	10th grade	11th grade	
		Count	Count				
During the past 30 days, how many times did you ride in a car or other vehicle driven by someone who had been drinking alcohol?	0 times	1220	1226	988	801	657	2446
	1 time	115	91	85	67	54	206
	2 or 3 times	76	87	55	53	55	163
	4 or 5 times	26	22	22	11	15	48
	6 or more times	42	60	31	41	30	102
Total		1479	1486	1181	973	811	2965

		What is your sex?		In what grade are you?			Total
		Female	Male	9th grade	10th grade	11th grade	
		Col %	Col %				Col %
During the past 30 days, how many times did you ride in a car or other vehicle driven by someone who had been drinking alcohol?	0 times	82.5%	82.5%	83.7%	82.3%	81.0%	82.5%
	1 time	7.8%	6.1%	7.2%	6.9%	6.7%	6.9%
	2 or 3 times	5.1%	5.9%	4.7%	5.4%	6.8%	5.5%
	4 or 5 times	1.8%	1.5%	1.9%	1.1%	1.8%	1.6%
	6 or more times	2.8%	4.0%	2.6%	4.2%	3.7%	3.4%
Total		100.0%	100.0%	100.0%	100.0%	100.0%	100.0%

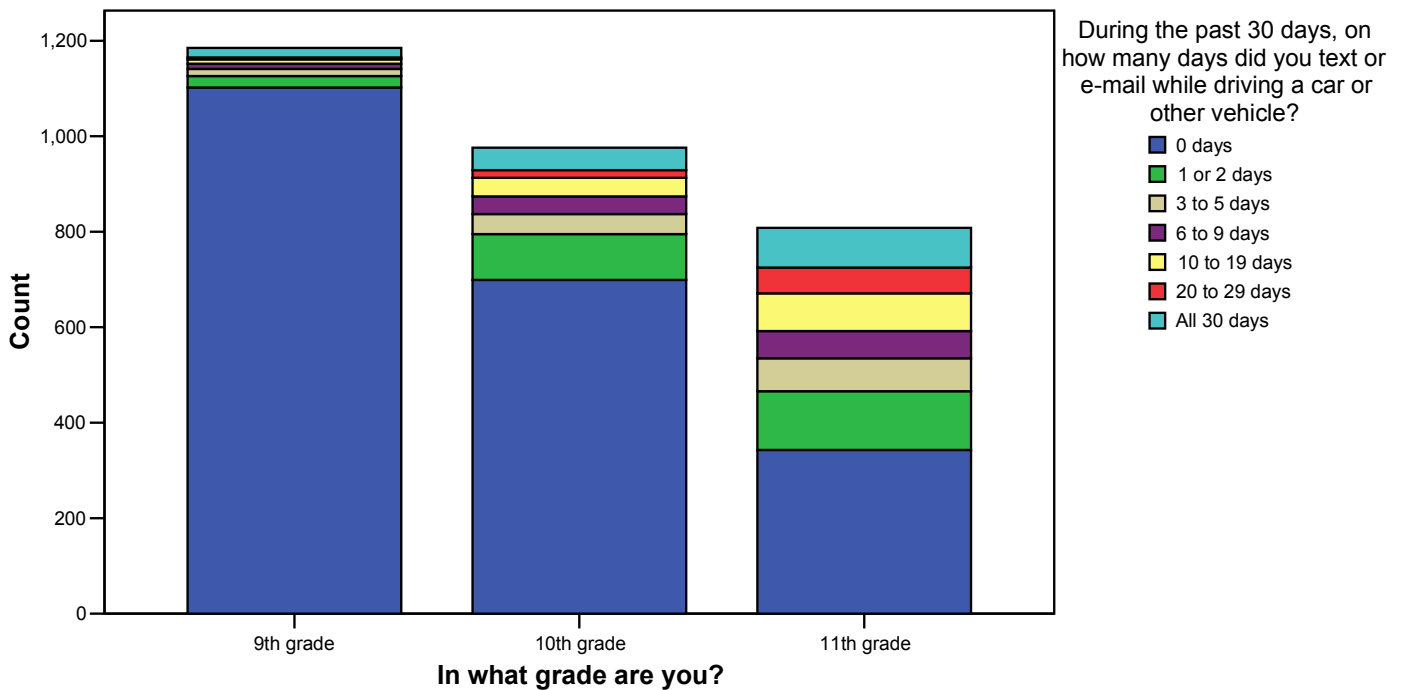
Q11. During the past 30 days, how many times did you drive a car or other vehicle when you had been drinking alcohol?



		What is your sex?		In what grade are you?			Total
		Female	Male	9th grade	10th grade	11th grade	
During the past 30 days, how many times did you drive a car or other vehicle when you had been drinking alcohol?	0 times	1397	1364	1136	905	720	2761
	1 time	45	50	23	35	37	95
	2 or 3 times	22	27	11	7	31	49
	4 or 5 times	7	15	4	11	7	22
	6 or more times	13	36	12	19	18	49
Total		1484	1492	1186	977	813	2976

		What is your sex?		In what grade are you?			Total
		Female	Male	9th grade	10th grade	11th grade	Col %
		Col %	Col %	Col %	Col %	Col %	
During the past 30 days, how many times did you drive a car or other vehicle when you had been drinking alcohol?	0 times	94.1%	91.4%	95.8%	92.6%	88.6%	92.8%
	1 time	3.0%	3.4%	1.9%	3.6%	4.6%	3.2%
	2 or 3 times	1.5%	1.8%	.9%	.7%	3.8%	1.6%
	4 or 5 times	.5%	1.0%	.3%	1.1%	.9%	.7%
	6 or more times	.9%	2.4%	1.0%	1.9%	2.2%	1.6%
Total		100.0%	100.0%	100.0%	100.0%	100.0%	100.0%

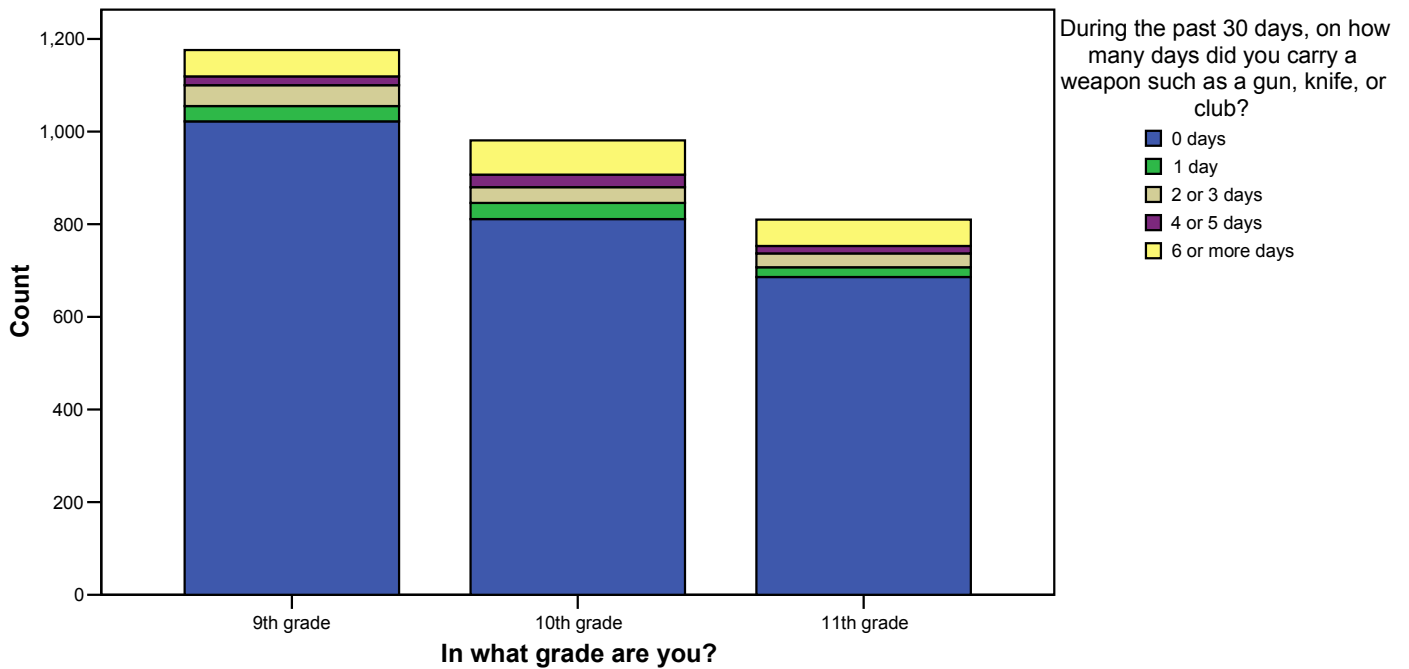
Q12. During the past 30 days, on how many days did you text or e-mail while driving a car or other vehicle?



		What is your sex?		In what grade are you?			Total
		Female	Male	9th grade	10th grade	11th grade	
During the past 30 days, on how many days did you text or e-mail while driving a car or other vehicle?	0 days	1088	1056	1102	699	343	2144
	1 or 2 days	122	121	24	96	123	243
	3 to 5 days	69	57	15	42	69	126
	6 to 9 days	49	56	11	37	57	105
	10 to 19 days	60	67	9	39	79	127
	20 to 29 days	37	37	4	16	54	74
	All 30 days	53	97	20	47	83	150
Total		1478	1491	1185	976	808	2969

		What is your sex?		In what grade are you?			Total
		Female	Male	9th grade	10th grade	11th grade	
		Col %	Col %	Col %	Col %	Col %	Col %
During the past 30 days, on how many days did you text or e-mail while driving a car or other vehicle?	0 days	73.6%	70.8%	93.0%	71.6%	42.5%	72.2%
	1 or 2 days	8.3%	8.1%	2.0%	9.8%	15.2%	8.2%
	3 to 5 days	4.7%	3.8%	1.3%	4.3%	8.5%	4.2%
	6 to 9 days	3.3%	3.8%	.9%	3.8%	7.1%	3.5%
	10 to 19 days	4.1%	4.5%	.8%	4.0%	9.8%	4.3%
	20 to 29 days	2.5%	2.5%	.3%	1.6%	6.7%	2.5%
	All 30 days	3.6%	6.5%	1.7%	4.8%	10.3%	5.1%
Total		100.0%	100.0%	100.0%	100.0%	100.0%	100.0%

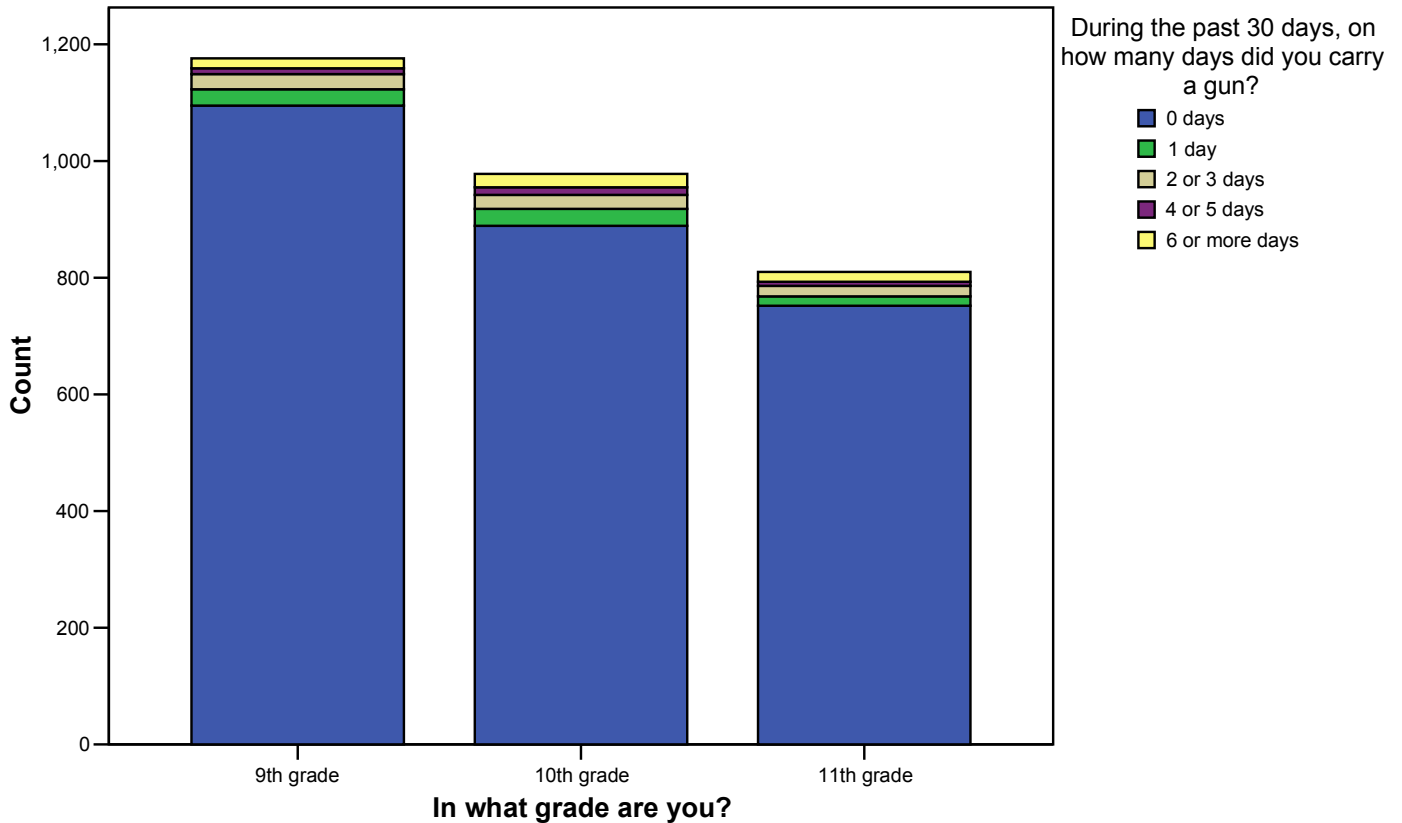
Q13. During the past 30 days, on how many days did you carry a weapon such as a gun, knife, or club?



		What is your sex?		In what grade are you?			Total
		Female	Male	9th grade	10th grade	11th grade	
During the past 30 days, on how many days did you carry a weapon such as a gun, knife, or club?	0 days	1383	1136	1022	811	686	2519
	1 day	32	57	33	35	21	89
	2 or 3 days	22	87	45	34	30	109
	4 or 5 days	11	51	19	27	16	62
	6 or more days	31	157	57	74	57	188
Total		1479	1488	1176	981	810	2967

		What is your sex?		In what grade are you?			Total
		Female	Male	9th grade	10th grade	11th grade	Col %
		Col %	Col %	Col %	Col %	Col %	
During the past 30 days, on how many days did you carry a weapon such as a gun, knife, or club?	0 days	93.5%	76.3%	86.9%	82.7%	84.7%	84.9%
	1 day	2.2%	3.8%	2.8%	3.6%	2.6%	3.0%
	2 or 3 days	1.5%	5.8%	3.8%	3.5%	3.7%	3.7%
	4 or 5 days	.7%	3.4%	1.6%	2.8%	2.0%	2.1%
	6 or more days	2.1%	10.6%	4.8%	7.5%	7.0%	6.3%
Total		100.0%	100.0%	100.0%	100.0%	100.0%	100.0%

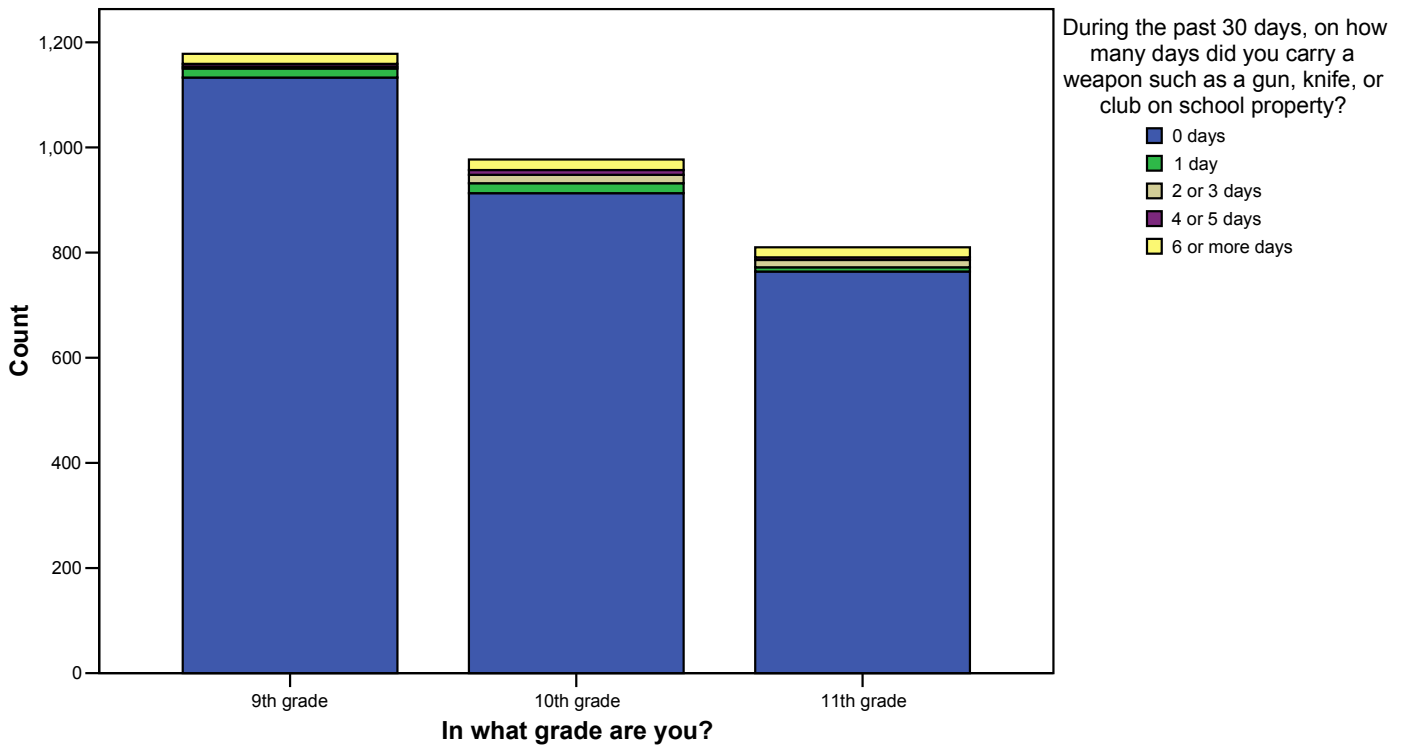
Q14. During the past 30 days, on how many days did you carry a gun?



		What is your sex?		In what grade are you?			Total
		Female	Male	9th grade	10th grade	11th grade	
During the past 30 days, on how many days did you carry a gun?	0 days	1426	1310	1095	889	752	2736
	1 day	26	47	28	29	16	73
	2 or 3 days	12	56	26	24	18	68
	4 or 5 days	8	22	10	13	7	30
	6 or more days	8	49	17	23	17	57
Total		1480	1484	1176	978	810	2964

		What is your sex?		In what grade are you?			Total
		Female	Male	9th grade	10th grade	11th grade	Col %
		Col %	Col %	Col %	Col %	Col %	
During the past 30 days, on how many days did you carry a gun?	0 days	96.4%	88.3%	93.1%	90.9%	92.8%	92.3%
	1 day	1.8%	3.2%	2.4%	3.0%	2.0%	2.5%
	2 or 3 days	.8%	3.8%	2.2%	2.5%	2.2%	2.3%
	4 or 5 days	.5%	1.5%	.9%	1.3%	.9%	1.0%
	6 or more days	.5%	3.3%	1.4%	2.4%	2.1%	1.9%
Total		100.0%	100.0%	100.0%	100.0%	100.0%	100.0%

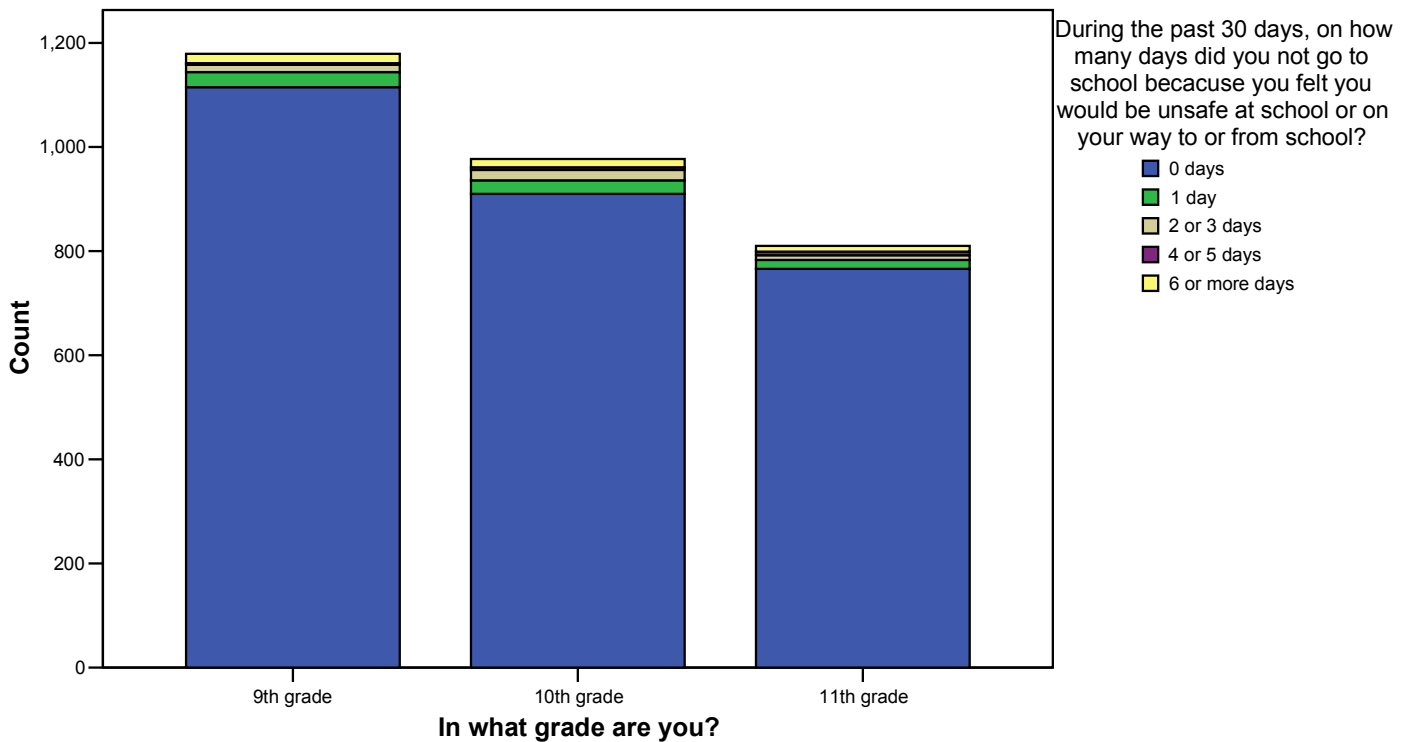
Q15. During the past 30 days, on how many days did you carry a weapon such as a gun, knife, or club on school property?



		What is your sex?		In what grade are you?			Total
		Female	Male	9th grade	10th grade	11th grade	
During the past 30 days, on how many days did you carry a weapon such as a gun, knife, or club on school property?	0 days	1424	1386	1133	913	764	2810
	1 day	18	26	17	19	8	44
	2 or 3 days	9	25	4	16	14	34
	4 or 5 days	10	9	5	9	5	19
	6 or more days	15	43	19	20	19	58
Total		1476	1489	1178	977	810	2965

		What is your sex?		In what grade are you?			Total
		Female	Male	9th grade	10th grade	11th grade	
		Col %	Col %	Col %	Col %	Col %	Col %
During the past 30 days, on how many days did you carry a weapon such as a gun, knife, or club on school property?	0 days	96.5%	93.1%	96.2%	93.4%	94.3%	94.8%
	1 day	1.2%	1.7%	1.4%	1.9%	1.0%	1.5%
	2 or 3 days	.6%	1.7%	.3%	1.6%	1.7%	1.1%
	4 or 5 days	.7%	.6%	.4%	.9%	.6%	.6%
	6 or more days	1.0%	2.9%	1.6%	2.0%	2.3%	2.0%
Total		100.0%	100.0%	100.0%	100.0%	100.0%	100.0%

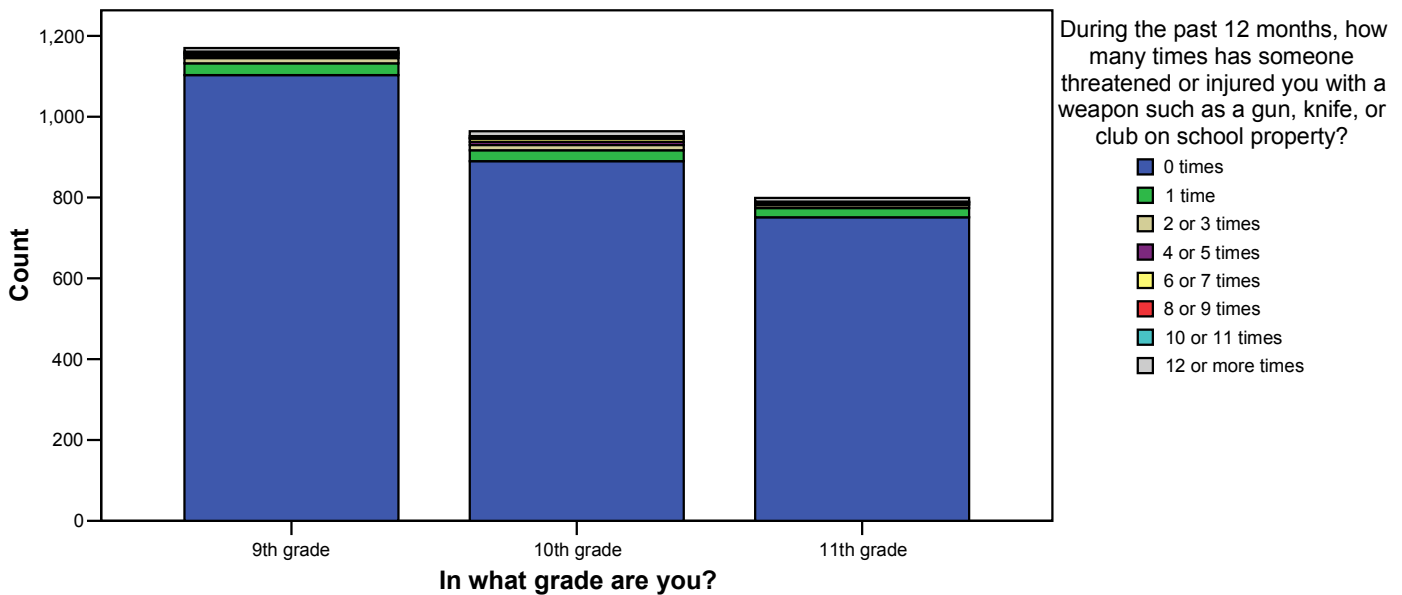
Q16. During the past 30 days, on how many days did you not go to school because you felt you would be unsafe at school or on your way to or from school?



		What is your sex?		In what grade are you?			Total
		Female	Male	9th grade	10th grade	11th grade	
During the past 30 days, on how many days did you not go to school because you felt you would be unsafe at school or on your way to or from school?	0 days	1405	1386	1115	910	766	2791
	1 day	38	34	29	26	17	72
	2 or 3 days	17	26	14	20	9	43
	4 or 5 days	8	7	3	5	7	15
	6 or more days	12	33	18	16	11	45
Total		1480	1486	1179	977	810	2966

		What is your sex?		In what grade are you?			Total
		Female	Male	9th grade	10th grade	11th grade	Col %
		Col %	Col %	Col %	Col %	Col %	
During the past 30 days, on how many days did you not go to school because you felt you would be unsafe at school or on your way to or from school?	0 days	94.9%	93.3%	94.6%	93.1%	94.6%	94.1%
	1 day	2.6%	2.3%	2.5%	2.7%	2.1%	2.4%
	2 or 3 days	1.1%	1.7%	1.2%	2.0%	1.1%	1.4%
	4 or 5 days	.5%	.5%	.3%	.5%	.9%	.5%
	6 or more days	.8%	2.2%	1.5%	1.6%	1.4%	1.5%
Total		100.0%	100.0%	100.0%	100.0%	100.0%	100.0%

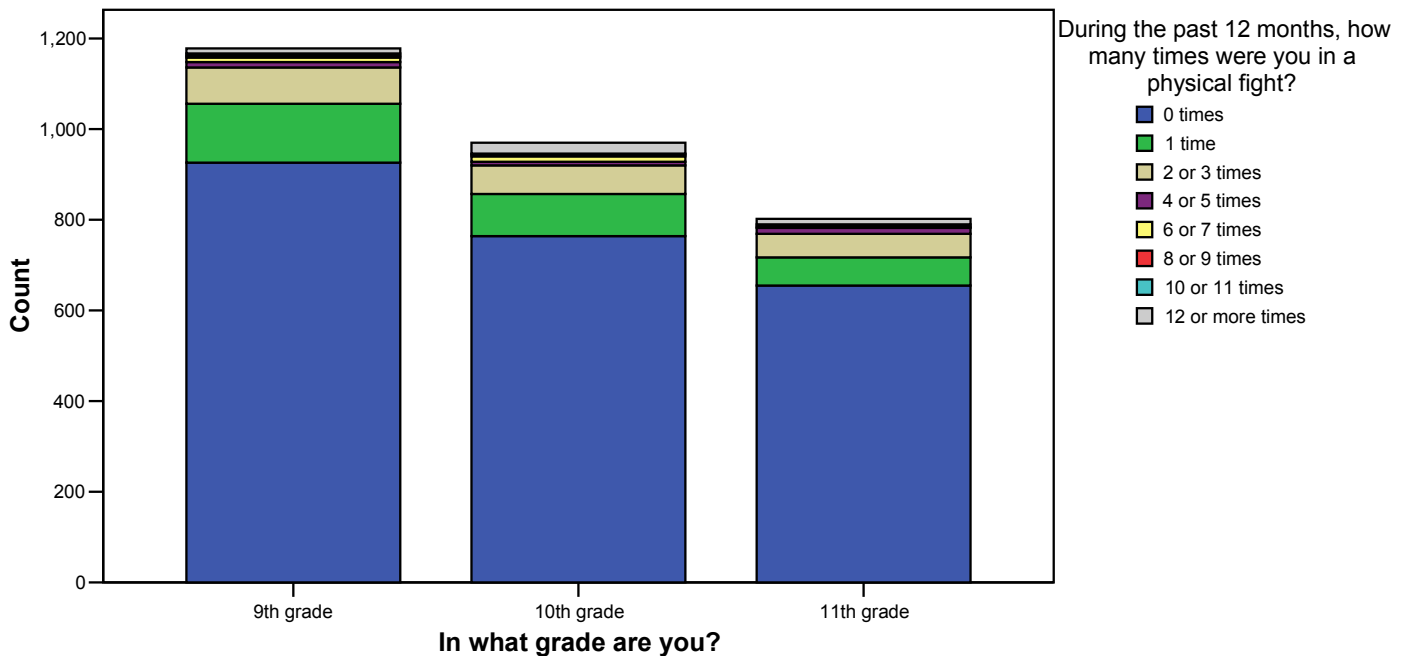
Q17. During the past 12 months, how many times has someone threatened or injured you with a weapon such as a gun, knife, or club on school property?



		What is your sex?		In what grade are you?			Total
		Female	Male	9th grade	10th grade	11th grade	
		During the past 12 months, how many times has someone threatened or injured you with a weapon such as a gun, knife, or club on school property?	0 times	1400	1344	1103	
	1 time	29	50	29	27	23	79
	2 or 3 times	12	21	13	13	7	33
	4 or 5 times	5	13	6	8	4	18
	6 or 7 times	5	10	4	8	3	15
	8 or 9 times		4	3	1		4
	10 or 11 times	5	5	3	5	2	10
	12 or more times	6	24	9	12	9	30
Total		1462	1471	1170	964	799	2933

		What is your sex?		In what grade are you?			Total
		Female	Male	9th grade	10th grade	11th grade	
		Col %	Col %	Col %	Col %	Col %	
During the past 12 months, how many times has someone threatened or injured you with a weapon such as a gun, knife, or club on school property?	0 times	95.8%	91.4%	94.3%	92.3%	94.0%	93.6%
	1 time	2.0%	3.4%	2.5%	2.8%	2.9%	2.7%
	2 or 3 times	.8%	1.4%	1.1%	1.3%	.9%	1.1%
	4 or 5 times	.3%	.9%	.5%	.8%	.5%	.6%
	6 or 7 times	.3%	.7%	.3%	.8%	.4%	.5%
	8 or 9 times		.3%	.3%	.1%		.1%
	10 or 11 times	.3%	.3%	.3%	.5%	.3%	.3%
	12 or more times	.4%	1.6%	.8%	1.2%	1.1%	1.0%
Total		100.0%	100.0%	100.0%	100.0%	100.0%	100.0%

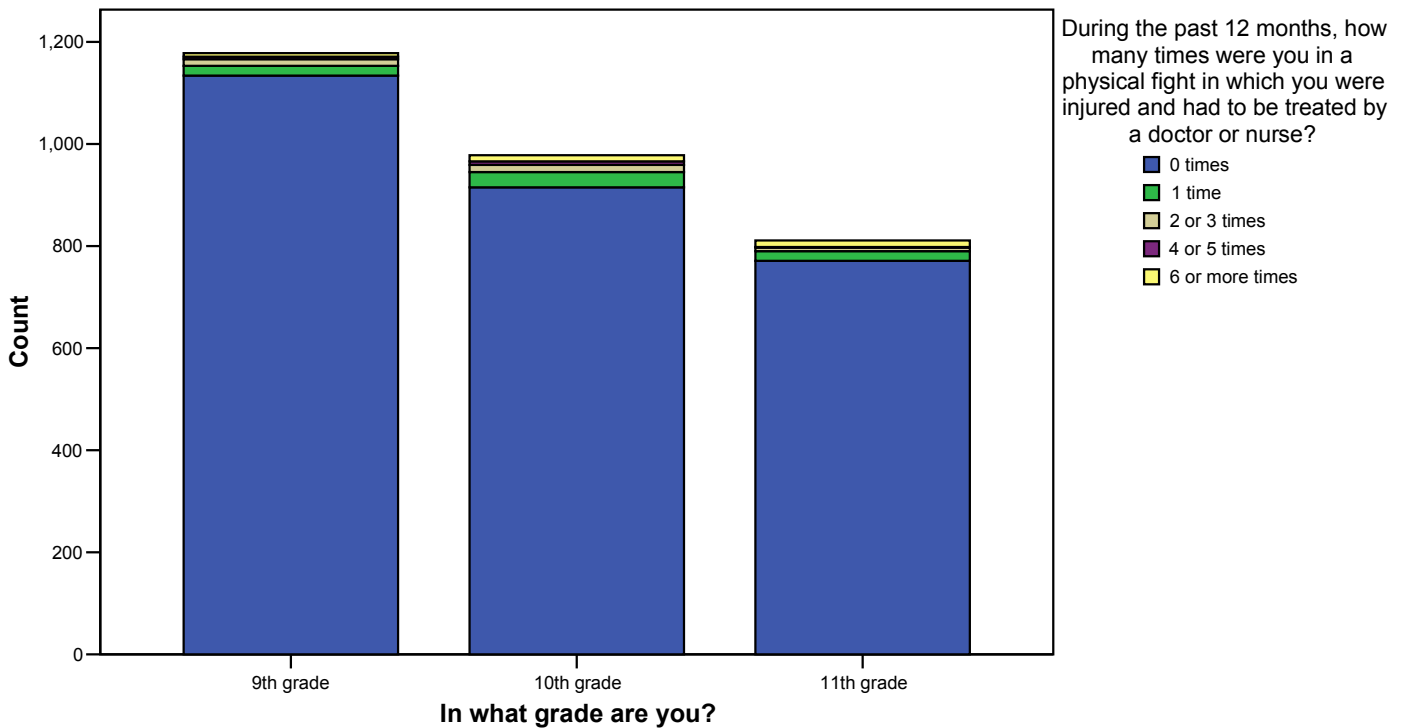
Q18. During the past 12 months, how many times were you in a physical fight?



		What is your sex?		In what grade are you?			Total
		Female	Male	9th grade	10th grade	11th grade	
During the past 12 months, how many times were you in a physical fight?	0 times	1300	1045	926	764	655	2345
	1 time	89	196	130	93	62	285
	2 or 3 times	57	138	80	63	52	195
	4 or 5 times	6	27	12	8	13	33
	6 or 7 times	5	20	10	12	3	25
	8 or 9 times	1	7	4	4		8
	10 or 11 times	2	10	5	2	5	12
	12 or more times	14	33	11	24	12	47
Total		1474	1476	1178	970	802	2950

		What is your sex?		In what grade are you?			Total
		Female	Male	9th grade	10th grade	11th grade	Col %
		Col %	Col %	Col %	Col %	Col %	
During the past 12 months, how many times were you in a physical fight?	0 times	88.2%	70.8%	78.6%	78.8%	81.7%	79.5%
	1 time	6.0%	13.3%	11.0%	9.6%	7.7%	9.7%
	2 or 3 times	3.9%	9.3%	6.8%	6.5%	6.5%	6.6%
	4 or 5 times	.4%	1.8%	1.0%	.8%	1.6%	1.1%
	6 or 7 times	.3%	1.4%	.8%	1.2%	.4%	.8%
	8 or 9 times	.1%	.5%	.3%	.4%		.3%
	10 or 11 times	.1%	.7%	.4%	.2%	.6%	.4%
	12 or more times	.9%	2.2%	.9%	2.5%	1.5%	1.6%
Total		100.0%	100.0%	100.0%	100.0%	100.0%	100.0%

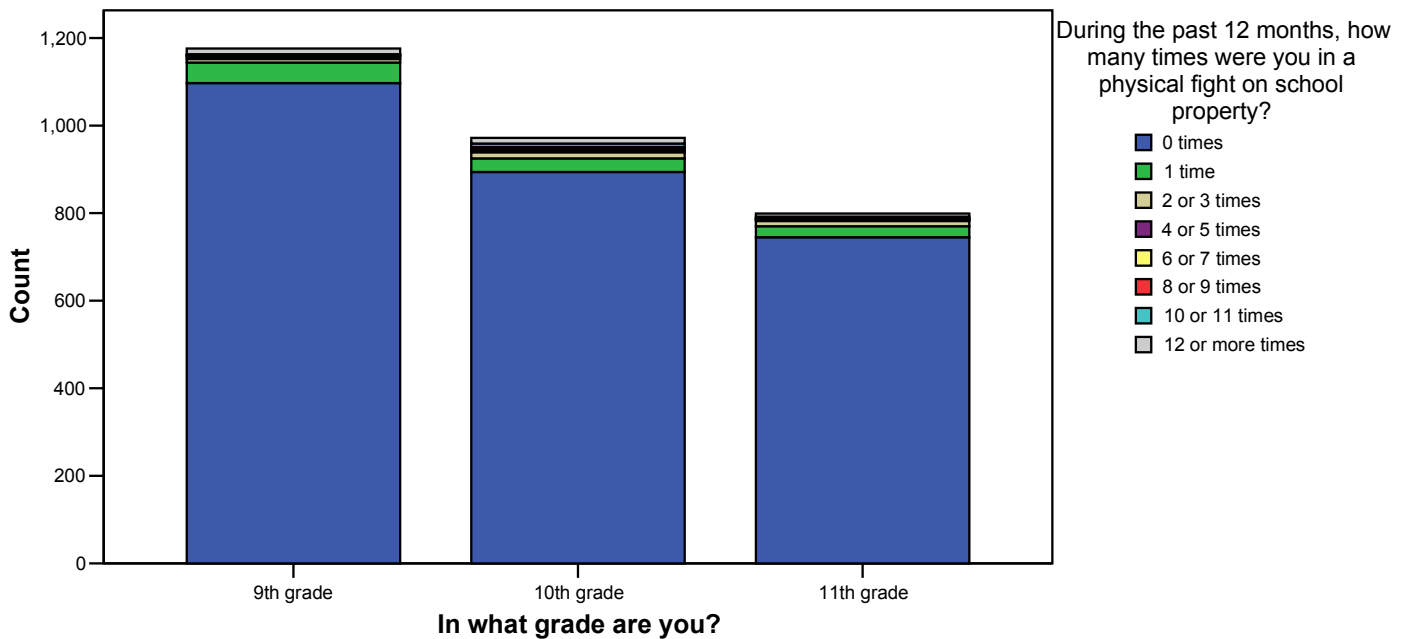
Q19. During the past 12 months, how many times were you in a physical fight in which you were injured and had to be treated by a doctor or nurse?



		What is your sex?		In what grade are you?			Total
		Female	Male	9th grade	10th grade	11th grade	
During the past 12 months, how many times were you in a physical fight in which you were injured and had to be treated by a doctor or nurse?	0 times	1432	1388	1134	915	771	2820
	1 time	27	41	19	30	19	68
	2 or 3 times	9	25	13	14	7	34
	4 or 5 times	7	6	5	7	1	13
	6 or more times	4	28	7	12	13	32
Total		1479	1488	1178	978	811	2967

		What is your sex?		In what grade are you?			Total
		Female	Male	9th grade	10th grade	11th grade	Col %
		Col %	Col %	Col %	Col %	Col %	
During the past 12 months, how many times were you in a physical fight in which you were injured and had to be treated by a doctor or nurse?	0 times	96.8%	93.3%	96.3%	93.6%	95.1%	95.0%
	1 time	1.8%	2.8%	1.6%	3.1%	2.3%	2.3%
	2 or 3 times	.6%	1.7%	1.1%	1.4%	.9%	1.1%
	4 or 5 times	.5%	.4%	.4%	.7%	.1%	.4%
	6 or more times	.3%	1.9%	.6%	1.2%	1.6%	1.1%
Total		100.0%	100.0%	100.0%	100.0%	100.0%	100.0%

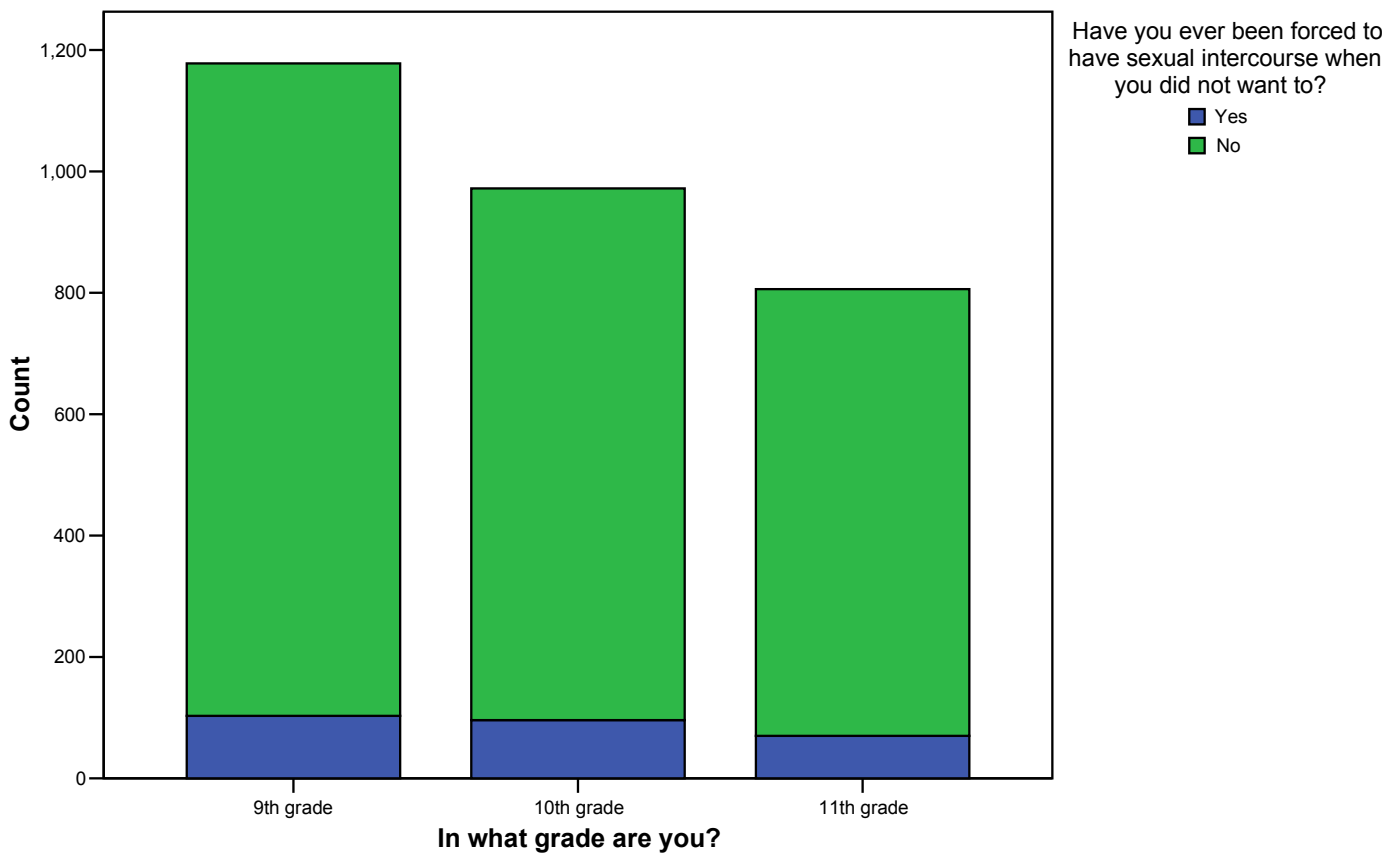
Q20. During the past 12 months, how many times were you in a physical fight on school property?



		What is your sex?		In what grade are you?			Total
		Female	Male	9th grade	10th grade	11th grade	
During the past 12 months, how many times were you in a physical fight on school property?	0 times	1415	1321	1097	894	745	2736
	1 time	27	76	47	31	25	103
	2 or 3 times	10	24	8	14	12	34
	4 or 5 times	4	7	5	3	3	11
	6 or 7 times	1	8	3	4	2	9
	8 or 9 times	2	5	1	5	1	7
	10 or 11 times	5	9	2	8	4	14
	12 or more times	5	28	13	13	7	33
Total	1469	1478	1176	972	799	2947	

		What is your sex?		In what grade are you?			Total
		Female	Male	9th grade	10th grade	11th grade	Col %
		Col %	Col %	Col %	Col %	Col %	
During the past 12 months, how many times were you in a physical fight on school property?	0 times	96.3%	89.4%	93.3%	92.0%	93.2%	92.8%
	1 time	1.8%	5.1%	4.0%	3.2%	3.1%	3.5%
	2 or 3 times	.7%	1.6%	.7%	1.4%	1.5%	1.2%
	4 or 5 times	.3%	.5%	.4%	.3%	.4%	.4%
	6 or 7 times	.1%	.5%	.3%	.4%	.3%	.3%
	8 or 9 times	.1%	.3%	.1%	.5%	.1%	.2%
	10 or 11 times	.3%	.6%	.2%	.8%	.5%	.5%
	12 or more times	.3%	1.9%	1.1%	1.3%	.9%	1.1%
Total	100.0%	100.0%	100.0%	100.0%	100.0%	100.0%	

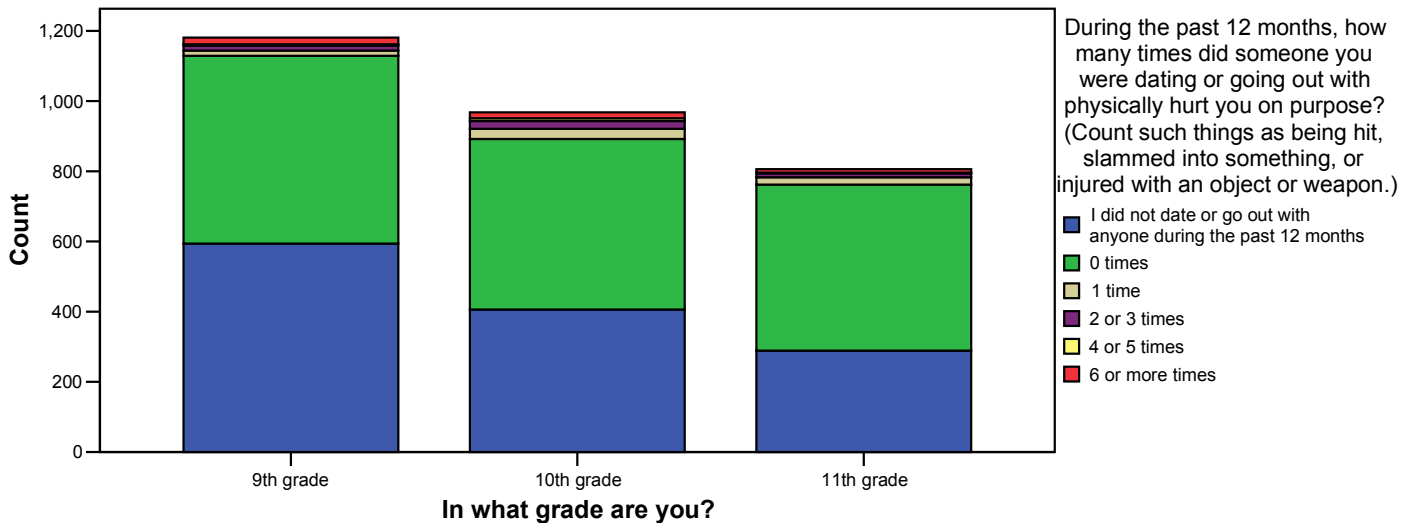
Q21. Have you ever been physically forced to have sexual intercourse when you did not want to?



		What is your sex?		In what grade are you?			Total
		Female	Male	9th grade	10th grade	11th grade	
Have you ever been physically forced to have sexual intercourse when you did not want to?	Yes	151	118	103	96	70	269
	No	1319	1368	1075	876	736	2687
Total		1470	1486	1178	972	806	2956

		What is your sex?		In what grade are you?			Total
		Female	Male	9th grade	10th grade	11th grade	Col %
		Col %	Col %	Col %	Col %	Col %	
Have you ever been forced to have sexual intercourse when you did not want to?	Yes	10.3%	7.9%	8.7%	9.9%	8.7%	9.1%
	No	89.7%	92.1%	91.3%	90.1%	91.3%	90.9%
Total		100.0%	100.0%	100.0%	100.0%	100.0%	100.0%

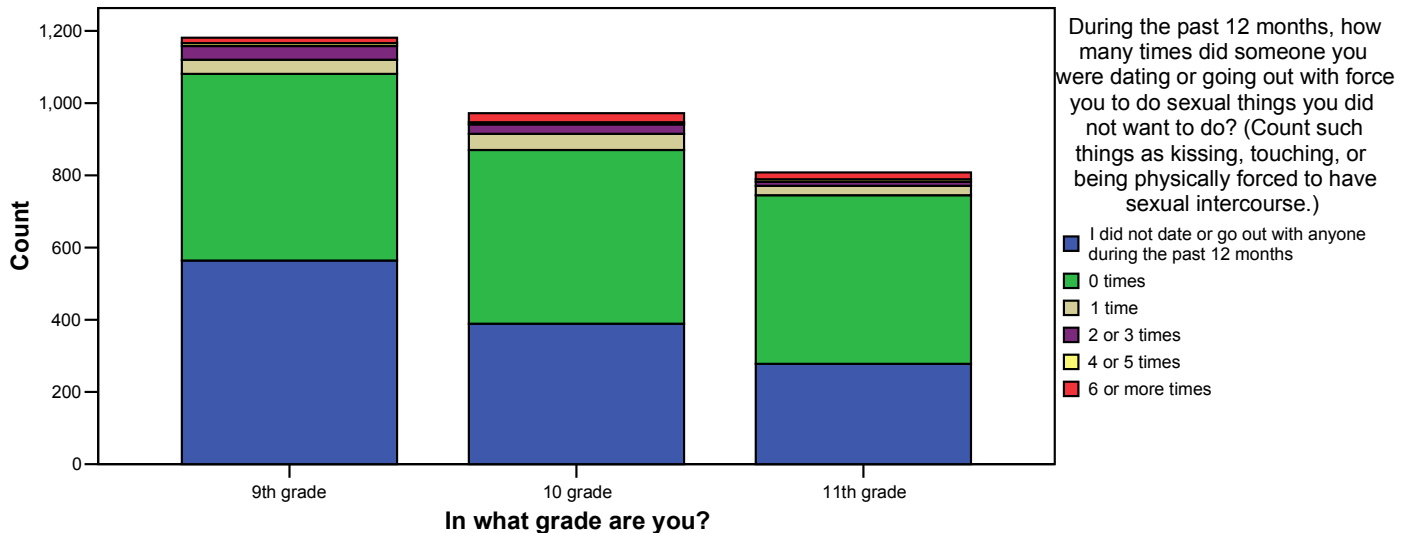
Q22. During the past 12 months, how many times did someone you were dating or going out with physically hurt you on purpose? (Count such things as being hit, slammed into something, or injured with an object or weapon.)



		What is your sex?		In what grade are you?			Total
		Female	Male	9th grade	10th grade	11th grade	
During the past 12 months, how many times did someone you were dating or going out with physically hurt you on purpose? (Count such things as being hit, slammed into something, or injured with an object or weapon.)	I did not date or go out with anyone during the past 12 months	639	650	594	406	289	1289
	0 times	751	743	535	486	473	1494
	1 time	38	27	15	29	21	65
	2 or 3 times	30	17	14	22	11	47
	4 or 5 times	6	8	4	8	2	14
	6 or more times	7	39	19	17	10	46
Total		1471	1484	1181	968	806	2955

		What is your sex?		In what grade are you?			Total
		Female	Male	9th grade	10 grade	11th grade	Col %
		Col %	Col %	Col %	Col %	Col %	
During the past 12 months, how many times did someone you were dating or going out with physically hurt you on purpose? (Count such things as being hit, slammed into something, or injured with an object or weapon.)	I did not date or go out with anyone during the past 12 months	43.4%	43.8%	50.3%	41.9%	35.9%	43.6%
	0 times	51.1%	50.1%	45.3%	50.2%	58.7%	50.6%
	1 time	2.6%	1.8%	1.3%	3.0%	2.6%	2.2%
	2 or 3 times	2.0%	1.1%	1.2%	2.3%	1.4%	1.6%
	4 or 5 times	.4%	.5%	.3%	.8%	.2%	.5%
	6 or more times	.5%	2.6%	1.6%	1.8%	1.2%	1.6%
Total		100.0%	100.0%	100.0%	100.0%	100.0%	100.0%

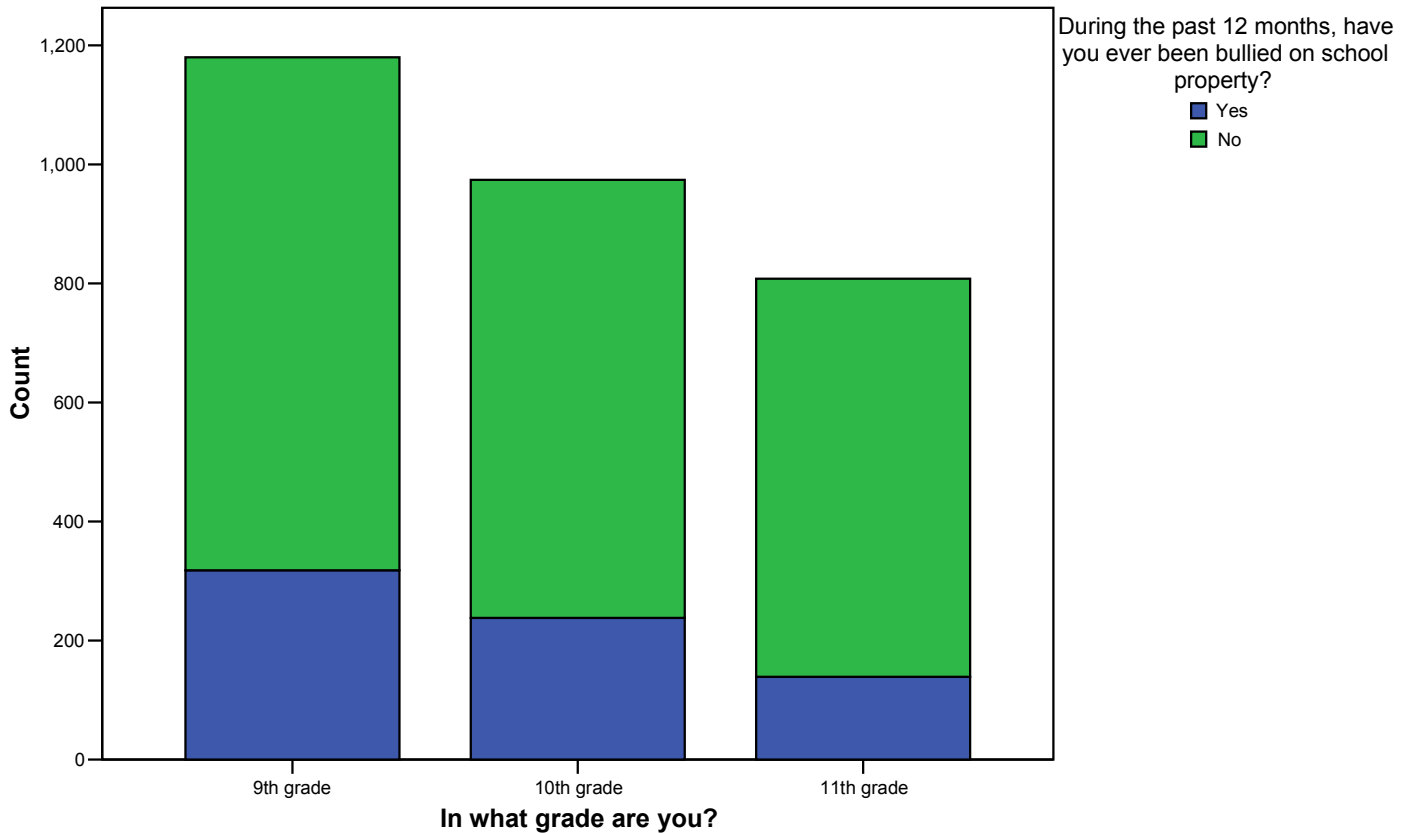
Q23. During the past 12 months, how many times did someone you were dating or going out with force you to do sexual things you did not want to do? (Count such things as kissing, touching, or being physically forced to have sexual intercourse.)



		What is your sex?		In what grade are you?			Total
		Female	Male	9th grade	10th grade	11th grade	
During the past 12 months, how many times did someone you were dating or going out with force you to do sexual things you did not want to do? (Count such things as kissing, touching, or being physically forced to have sexual intercourse.)	I did not date or go out with anyone during the past 12 months	598	633	564	389	278	1231
	0 times	698	767	517	481	467	1465
	1 time	78	32	39	45	26	110
	2 or 3 times	63	12	38	26	11	75
	4 or 5 times	17	4	8	6	7	21
	6 or more times	20	39	15	25	19	59
Total		1474	1487	1181	972	808	2961

		What is your sex?		In what grade are you?			Total
		Female	Male	9th grade	10th grade	11th grade	Col %
		Col %	Col %	Col %	Col %	Col %	
During the past 12 months, how many times did someone you were dating or going out with force you to do sexual things you did not want to do? (Count such things as kissing, touching, or being physically forced to have sexual intercourse.)	I did not date or go out with anyone during the past 12 months	40.6%	42.6%	47.8%	40.0%	34.4%	41.6%
	0 times	47.4%	51.6%	43.8%	49.5%	57.8%	49.5%
	1 time	5.3%	2.2%	3.3%	4.6%	3.2%	3.7%
	2 or 3 times	4.3%	.8%	3.2%	2.7%	1.4%	2.5%
	4 or 5 times	1.2%	.3%	.7%	.6%	.9%	.7%
	6 or more times	1.4%	2.6%	1.3%	2.6%	2.4%	2.0%
Total		100.0%	100.0%	100.0%	100.0%	100.0%	100.0%

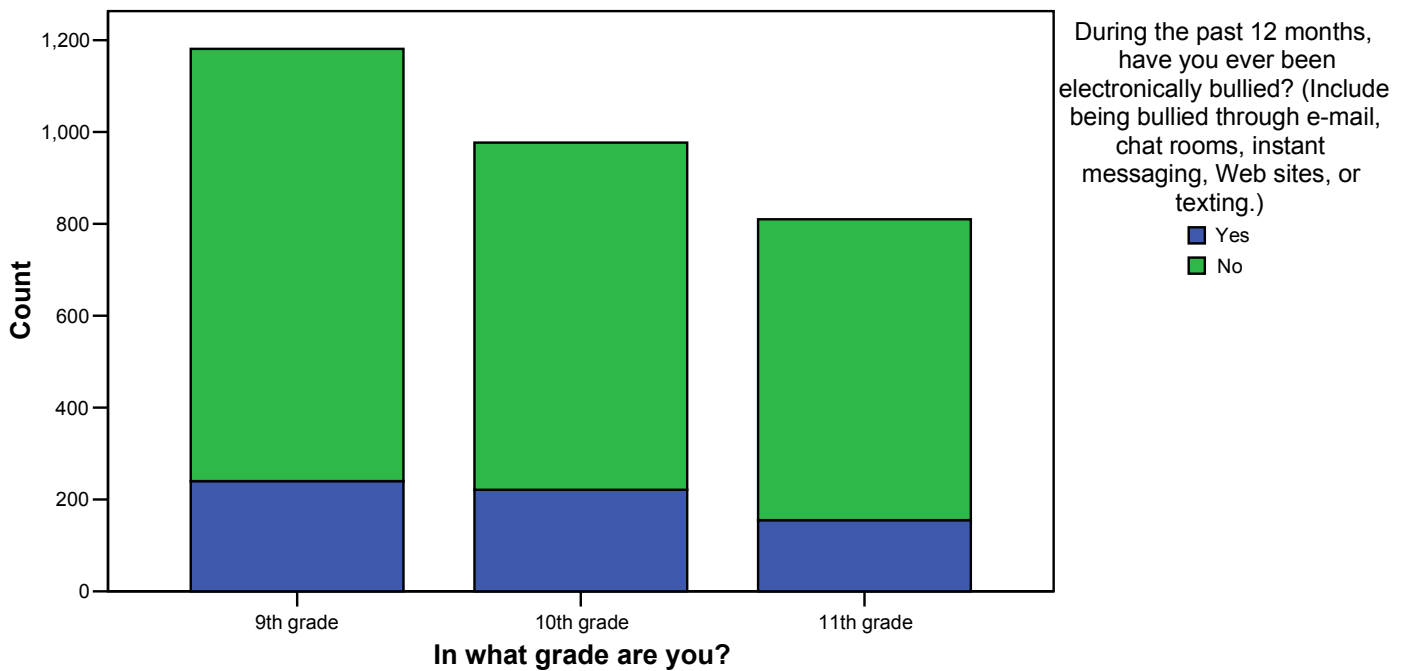
Q24. During the past 12 months, have you ever been bullied on school property?



		What is your sex?		In what grade are you?			Total
		Female	Male	9th grade	10th grade	11th grade	
During the past 12 months, have you ever been bullied on school property?	Yes	346	349	318	238	139	695
	No	1132	1135	862	736	669	2267
Total		1478	1484	1180	974	808	2962

		What is your sex?		In what grade are you?			Total
		Female	Male	9th grade	10th grade	11th grade	Col %
		Col %	Col %	Col %	Col %	Col %	
During the past 12 months, have you ever been bullied on school property?	Yes	23.4%	23.5%	26.9%	24.4%	17.2%	23.5%
	No	76.6%	76.5%	73.1%	75.6%	82.8%	76.5%
Total		100.0%	100.0%	100.0%	100.0%	100.0%	100.0%

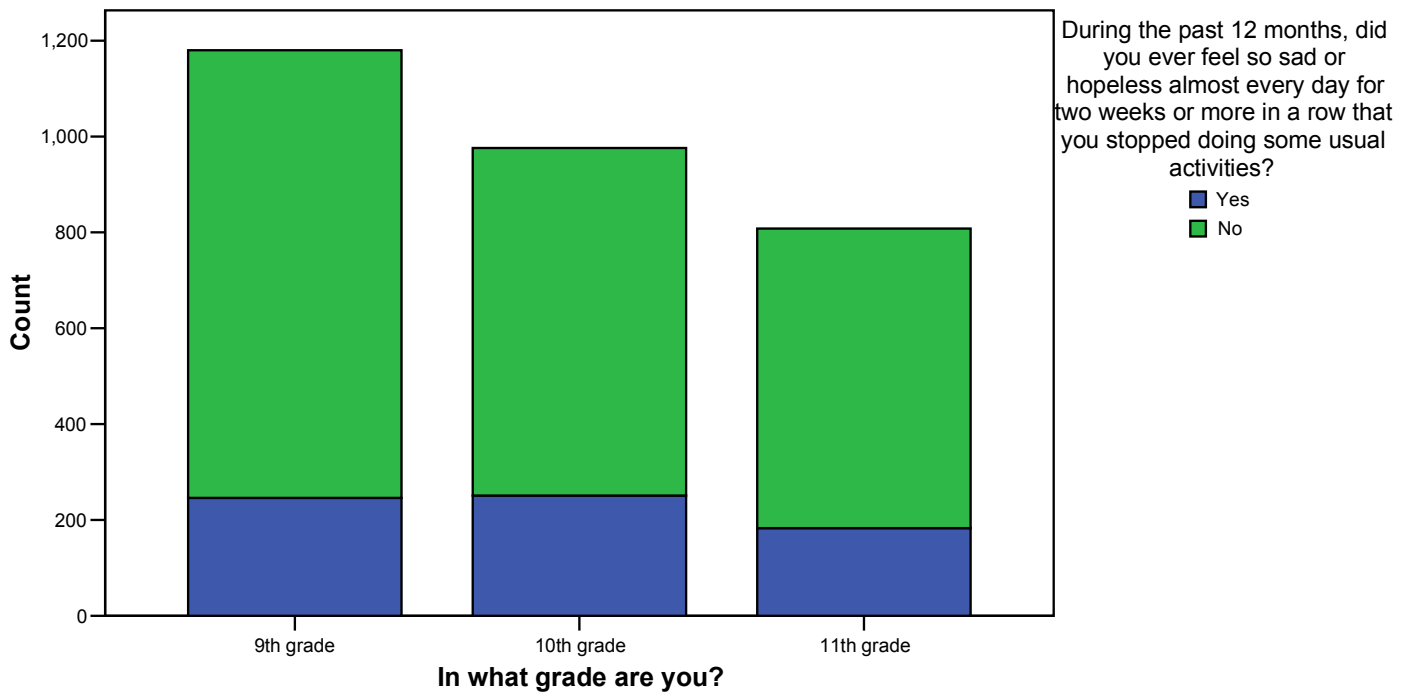
Q25. During the past 12 months, have you ever been electronically bullied? (Include being bullied through e-mail, chat rooms, instant messaging, Web sites, or texting.)



		What is your sex?		In what grade are you?			Total
		Female	Male	9th grade	10 grade	11th grade	
During the past 12 months, have you ever been electronically bullied? (Include being bullied through e-mail, chat rooms, instant messaging, Web sites, or texting.)	Yes	374	242	240	221	155	616
	No	1104	1248	941	756	655	2352
Total		1478	1490	1181	977	810	2968

		What is your sex?		In what grade are you?			Total
		Female	Male	9th grade	10 grade	11th grade	Col %
		Col %	Col %	Col %	Col %	Col %	
During the past 12 months, have you ever been electronically bullied? (Include being bullied through e-mail, chat rooms, instant messaging, Web sites, or texting.)	Yes	25.3%	16.2%	20.3%	22.6%	19.1%	20.8%
	No	74.7%	83.8%	79.7%	77.4%	80.9%	79.2%
Total		100.0%	100.0%	100.0%	100.0%	100.0%	100.0%

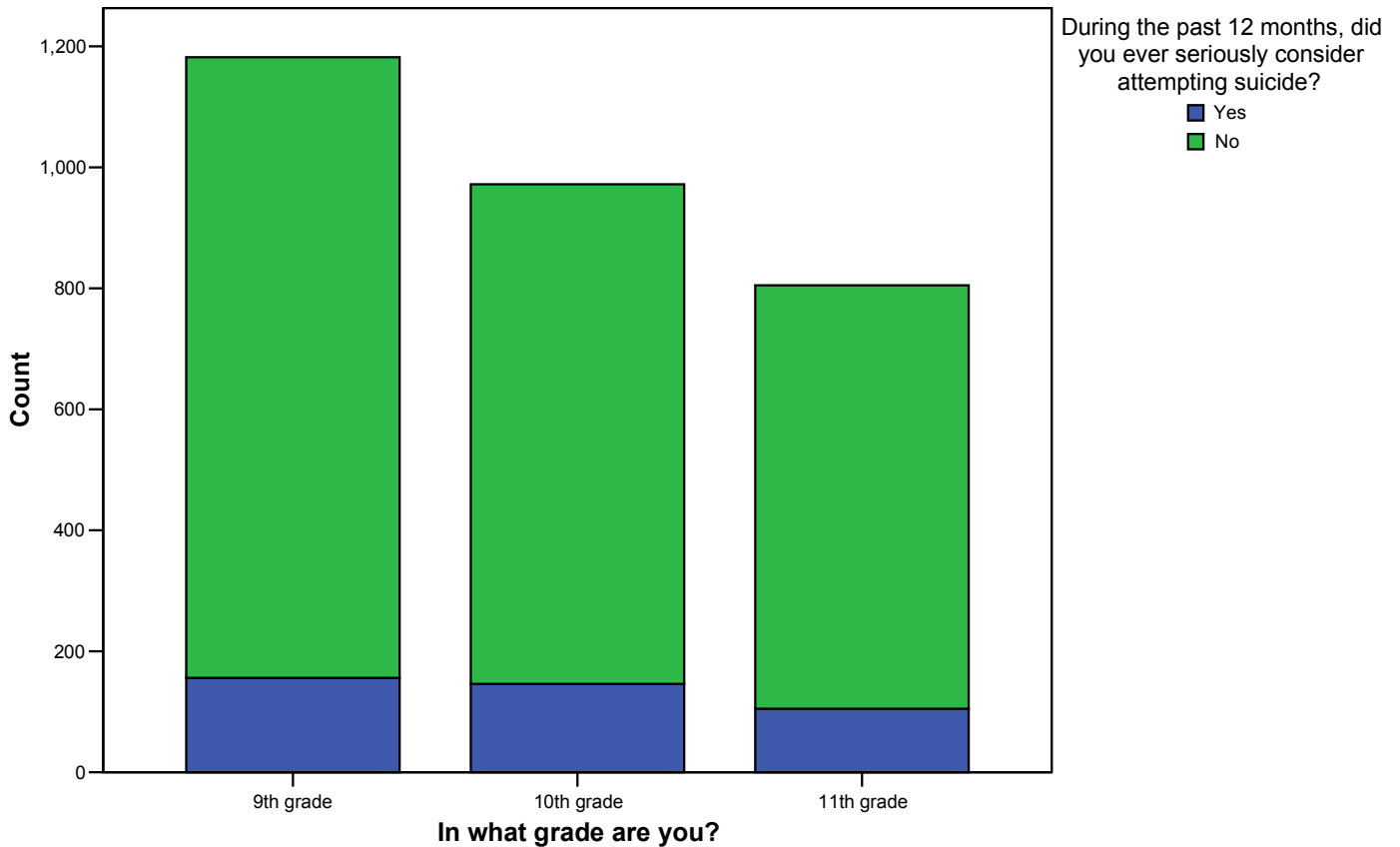
Q26. During the past 12 months, did you ever feel so sad or hopeless almost every day for two weeks or more in a row that you stopped doing some usual activities?



		What is your sex?		In what grade are you?			Total
		Female	Male	9th grade	10th grade	11th grade	
During the past 12 months, did you ever feel so sad or hopeless almost every day for two weeks or more in a row that you stopped doing some usual activities?	Yes	424	256	246	251	183	680
	No	1054	1230	934	725	625	2284
Total		1478	1486	1180	976	808	2964

		What is your sex?		In what grade are you?			Total
		Female	Male	9th grade	10th grade	11th grade	Col %
		Col %	Col %	Col %	Col %	Col %	
During the past 12 months, did you ever feel so sad or hopeless almost every day for two weeks or more in a row that you stopped doing some usual activities?	Yes	28.7%	17.2%	20.8%	25.7%	22.6%	22.9%
	No	71.3%	82.8%	79.2%	74.3%	77.4%	77.1%
Total		100.0%	100.0%	100.0%	100.0%	100.0%	100.0%

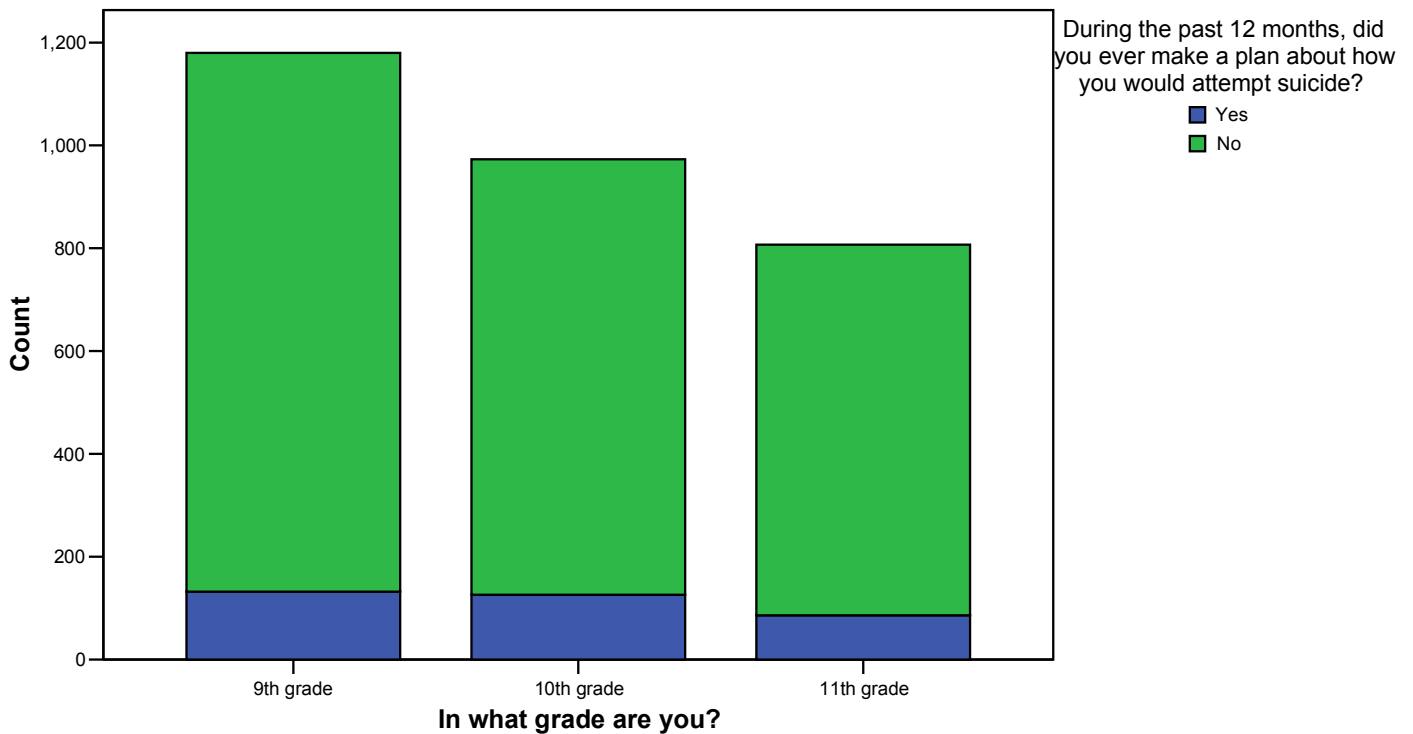
Q27. During the past 12 months, did you ever seriously consider attempting suicide?



		What is your sex?		In what grade are you?			Total
		Female	Male	9th grade	10th grade	11th grade	
During the past 12 months, did you ever seriously consider attempting suicide?	Yes	242	165	156	146	105	407
	No	1235	1317	1026	826	700	2552
Total		1477	1482	1182	972	805	2959

		What is your sex?		In what grade are you?			Total
		Female	Male	9th grade	10th grade	11th grade	
		Col %	Col %	Col %	Col %	Col %	Col %
During the past 12 months, did you ever seriously consider attempting suicide?	Yes	16.4%	11.1%	13.2%	15.0%	13.0%	13.8%
	No	83.6%	88.9%	86.8%	85.0%	87.0%	86.2%
Total		100.0%	100.0%	100.0%	100.0%	100.0%	100.0%

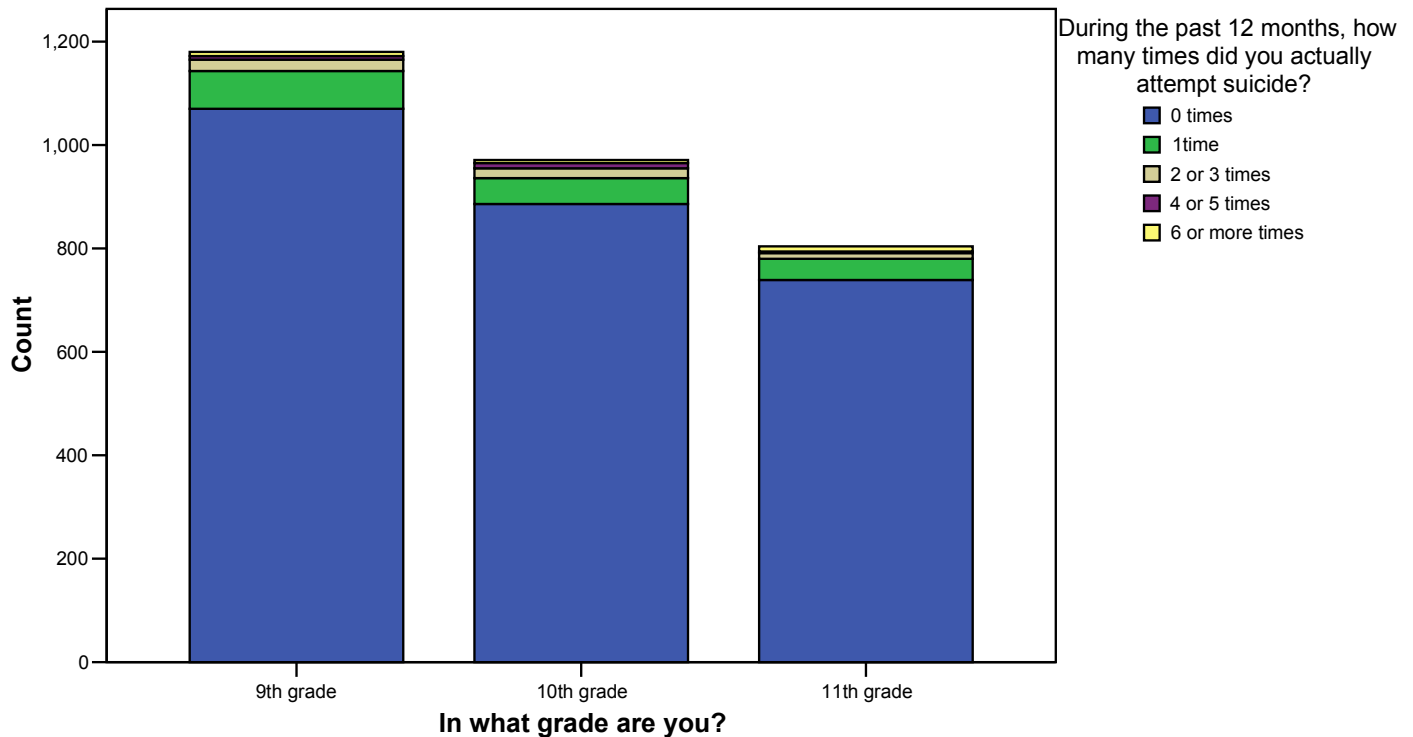
Q28. During the past 12 months, did you ever make a plan about how you would attempt suicide?



		What is your sex?		In what grade are you?			Total
		Female	Male	9th grade	10th grade	11th grade	
During the past 12 months, did you ever make a plan about how you would attempt suicide?	Yes	198	146	132	126	86	344
	No	1279	1337	1048	847	721	2616
Total		1477	1483	1180	973	807	2960

		What is your sex?		In what grade are you?			Total
		Female	Male	9th grade	10th grade	11th grade	Col %
		Col %	Col %	Col %	Col %	Col %	
During the past 12 months, did you ever make a plan about how you would attempt suicide?	Yes	13.4%	9.8%	11.2%	12.9%	10.7%	11.6%
	No	86.6%	90.2%	88.8%	87.1%	89.3%	88.4%
Total		100.0%	100.0%	100.0%	100.0%	100.0%	100.0%

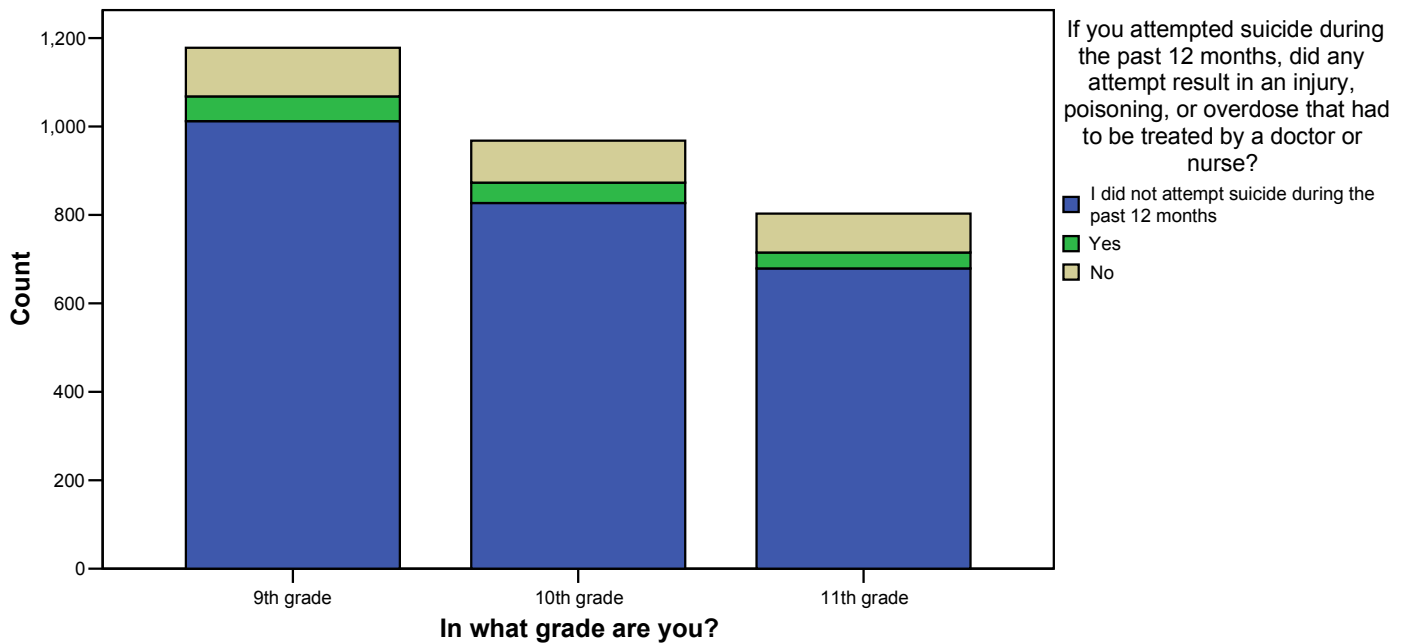
Q29. During the past 12 months, how many times did you actually attempt suicide?



		What is your sex?		In what grade are you?			Total
		Female	Male	9th grade	10th grade	11th grade	
		During the past 12 months, how many times did you actually attempt suicide?	0 times	1356	1339	1070	
	1 time	82	82	73	50	41	164
	2 or 3 times	27	25	22	19	11	52
	4 or 5 times	9	11	7	10	3	20
	6 or more times	3	21	8	6	10	24
Total		1477	1478	1180	971	804	2955

		What is your sex?		In what grade are you?			Total
		Female	Male	9th grade	10th grade	11th grade	
		Col %	Col %	Col %	Col %	Col %	Col %
During the past 12 months, how many times did you actually attempt suicide?	0 times	91.8%	90.6%	90.7%	91.2%	91.9%	91.2%
	1 time	5.6%	5.5%	6.2%	5.1%	5.1%	5.5%
	2 or 3 times	1.8%	1.7%	1.9%	2.0%	1.4%	1.8%
	4 or 5 times	.6%	.7%	.6%	1.0%	.4%	.7%
	6 or more times	.2%	1.4%	.7%	.6%	1.2%	.8%
Total		100.0%	100.0%	100.0%	100.0%	100.0%	100.0%

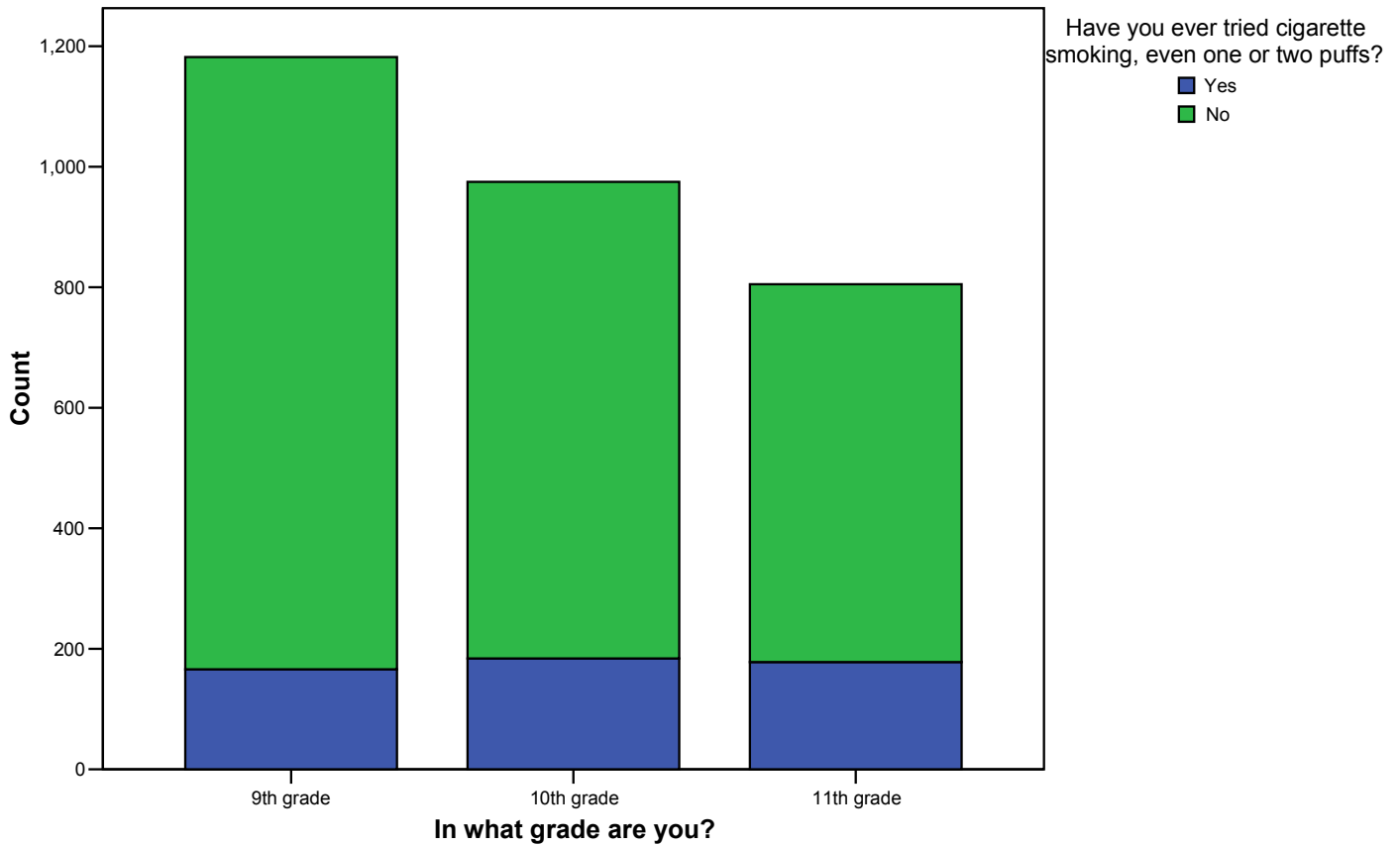
Q30. If you attempted suicide during the past 12 months, did any attempt result in an injury, poisoning, or overdose that had to be treated by a doctor or nurse?



		What is your sex?		In what grade are you?			Total
		Female	Male	9th grade	10th grade	11th grade	
If you attempted suicide during the past 12 months, did any attempt result in an injury, poisoning, or overdose that had to be treated by a doctor or nurse?	I did not attempt suicide during the past 12 months	1267	1251	1012	827	679	2518
	Yes	62	76	56	46	36	138
	No	144	149	110	95	88	293
Total		1473	1476	1178	968	803	2949

		What is your sex?		In what grade are you?			Total
		Female	Male	9th grade	10th grade	11th grade	Col %
		Col %	Col %	Col %	Col %	Col %	
If you attempted suicide during the past 12 months, did any attempt result in an injury, poisoning, or overdose that had to be treated by a doctor or nurse?	I did not attempt suicide during the past 12 months	86.0%	84.8%	85.9%	85.4%	84.6%	85.4%
	Yes	4.2%	5.1%	4.8%	4.8%	4.5%	4.7%
	No	9.8%	10.1%	9.3%	9.8%	11.0%	9.9%
Total		100.0%	100.0%	100.0%	100.0%	100.0%	100.0%

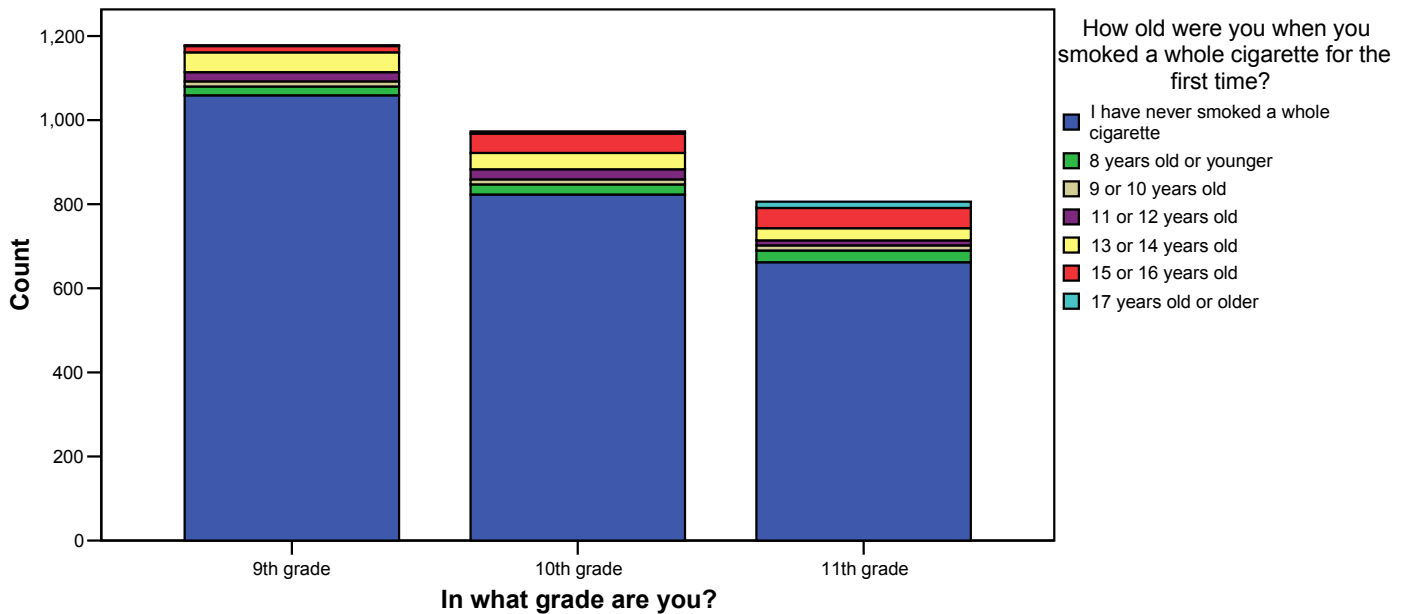
Q31. Have you ever tried cigarette smoking, even one or two puffs?



		What is your sex?		In what grade are you?			Total
		Female	Male	9th grade	10th grade	11th grade	
Have you ever tried cigarette smoking, even one or two puffs?	Yes	236	292	166	184	178	528
	No	1244	1190	1016	791	627	2434
Total		1480	1482	1182	975	805	2962

		What is your sex?		In what grade are you?			Total
		Female	Male	9th grade	10th grade	11th grade	
		Col %	Col %	Col %	Col %	Col %	Col %
Have you ever tried cigarette smoking, even one or two puffs?	Yes	15.9%	19.7%	14.0%	18.9%	22.1%	17.8%
	No	84.1%	80.3%	86.0%	81.1%	77.9%	82.2%
Total		100.0%	100.0%	100.0%	100.0%	100.0%	100.0%

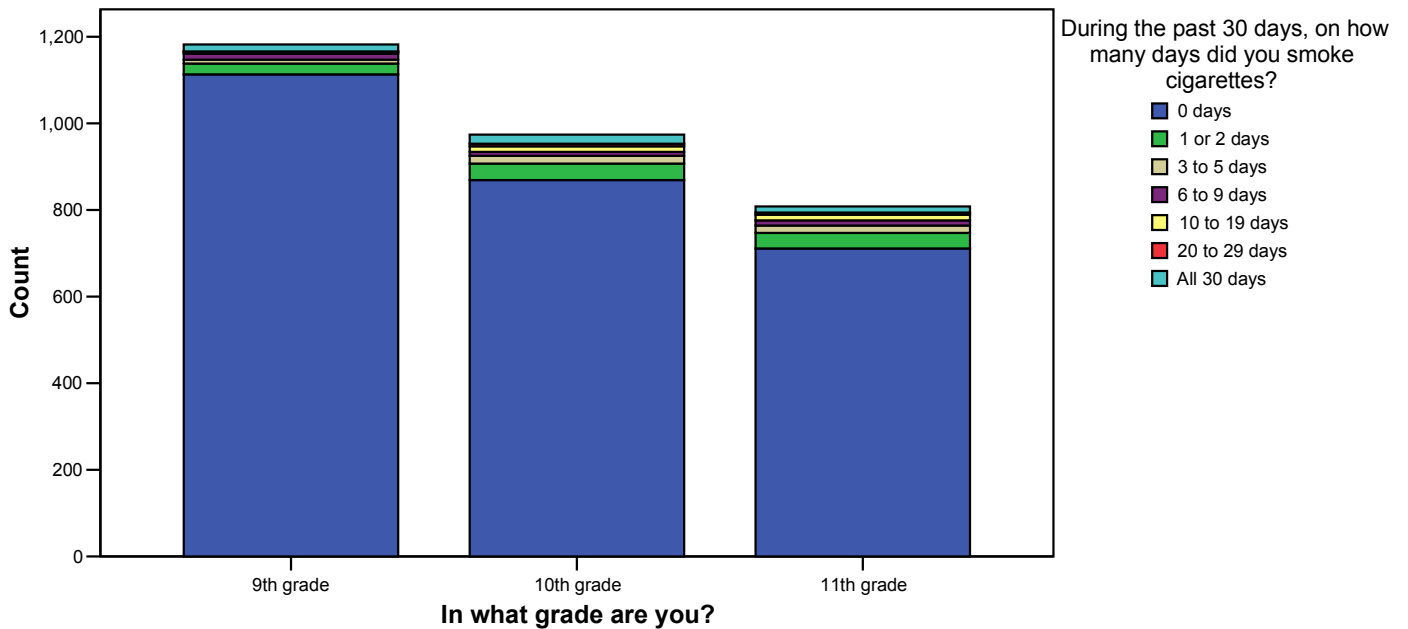
Q32. How old were you when you smoked a whole cigarette for the first time?



		What is your sex?		In what grade are you?			Total
		Female	Male	9th grade	10th grade	11th grade	
How old were you when you smoked a whole cigarette for the first time?	I have never smoked a whole cigarette	1306	1238	1059	823	662	2544
	8 years old or younger	16	57	21	24	28	73
	9 or 10 years old	13	23	12	12	12	36
	11 or 12 years old	24	34	22	24	12	58
	13 or 14 years old	65	50	47	39	29	115
	15 or 16 years old	46	63	15	46	48	109
	17 years old or older	5	17	2	5	15	22
Total		1475	1482	1178	973	806	2957

		What is your sex?		In what grade are you?			Total
		Female	Male	9th grade	10th grade	11th grade	Col %
		Col %	Col %	Col %	Col %	Col %	
How old were you when you smoked a whole cigarette for the first time?	I have never smoked a whole cigarette	88.5%	83.5%	89.9%	84.6%	82.1%	86.0%
	8 years old or younger	1.1%	3.8%	1.8%	2.5%	3.5%	2.5%
	9 or 10 years old	.9%	1.6%	1.0%	1.2%	1.5%	1.2%
	11 or 12 years old	1.6%	2.3%	1.9%	2.5%	1.5%	2.0%
	13 or 14 years old	4.4%	3.4%	4.0%	4.0%	3.6%	3.9%
	15 or 16 years old	3.1%	4.3%	1.3%	4.7%	6.0%	3.7%
	17 years old or older	.3%	1.1%	.2%	.5%	1.9%	.7%
Total		100.0%	100.0%	100.0%	100.0%	100.0%	100.0%

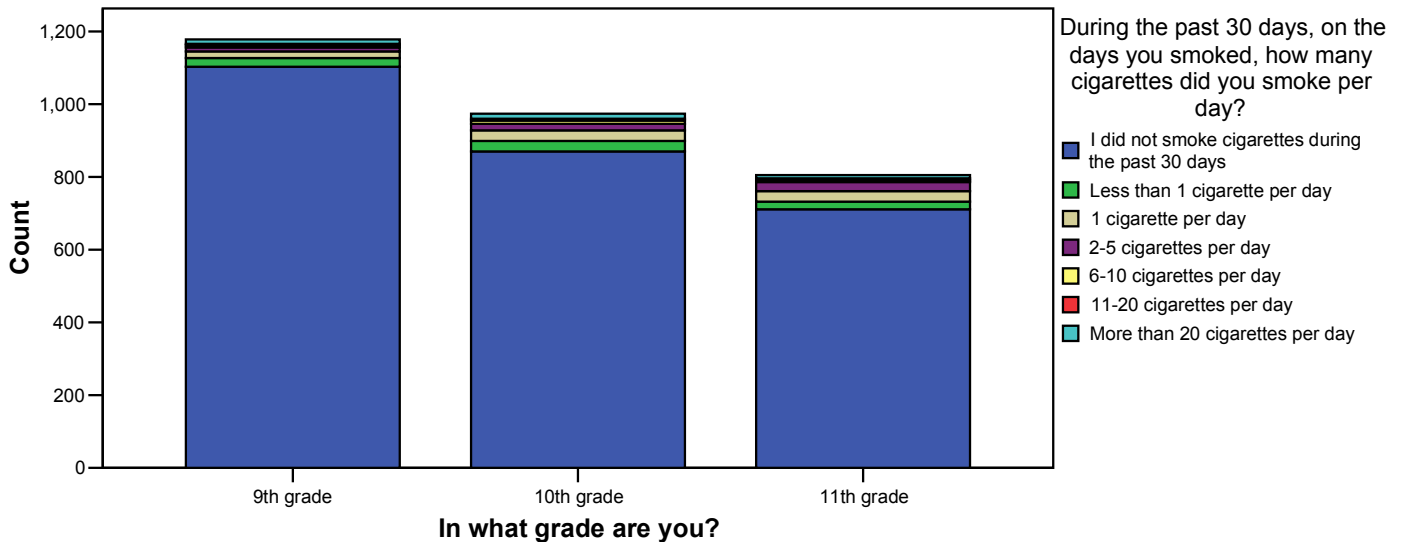
Q33. During the past 30 days, on how many days did you smoke cigarettes?



		What is your sex?		In what grade are you?			Total
		Female	Male	9th grade	10th grade	11th grade	
During the past 30 days, on how many days did you smoke cigarettes?	0 days	1373	1320	1113	869	711	2693
	1 or 2 days	45	54	25	38	36	99
	3 to 5 days	18	26	9	18	17	44
	6 to 9 days	9	26	14	9	12	35
	10 to 19 days	13	17	4	13	13	30
	20 to 29 days	7	5	1	6	5	12
	All 30 days	15	36	16	21	14	51
Total	1480	1484	1182	974	808	2964	

		What is your sex?		In what grade are you?			Total
		Female	Male	9th grade	10th grade	11th grade	Col %
		Col %	Col %	Col %	Col %	Col %	
During the past 30 days, on how many days did you smoke cigarettes?	0 days	92.8%	88.9%	94.2%	89.2%	88.0%	90.9%
	1 or 2 days	3.0%	3.6%	2.1%	3.9%	4.5%	3.3%
	3 to 5 days	1.2%	1.8%	.8%	1.8%	2.1%	1.5%
	6 to 9 days	.6%	1.8%	1.2%	.9%	1.5%	1.2%
	10 to 19 days	.9%	1.1%	.3%	1.3%	1.6%	1.0%
	20 to 29 days	.5%	.3%	.1%	.6%	.6%	.4%
	All 30 days	1.0%	2.4%	1.4%	2.2%	1.7%	1.7%
Total	100.0%	100.0%	100.0%	100.0%	100.0%	100.0%	

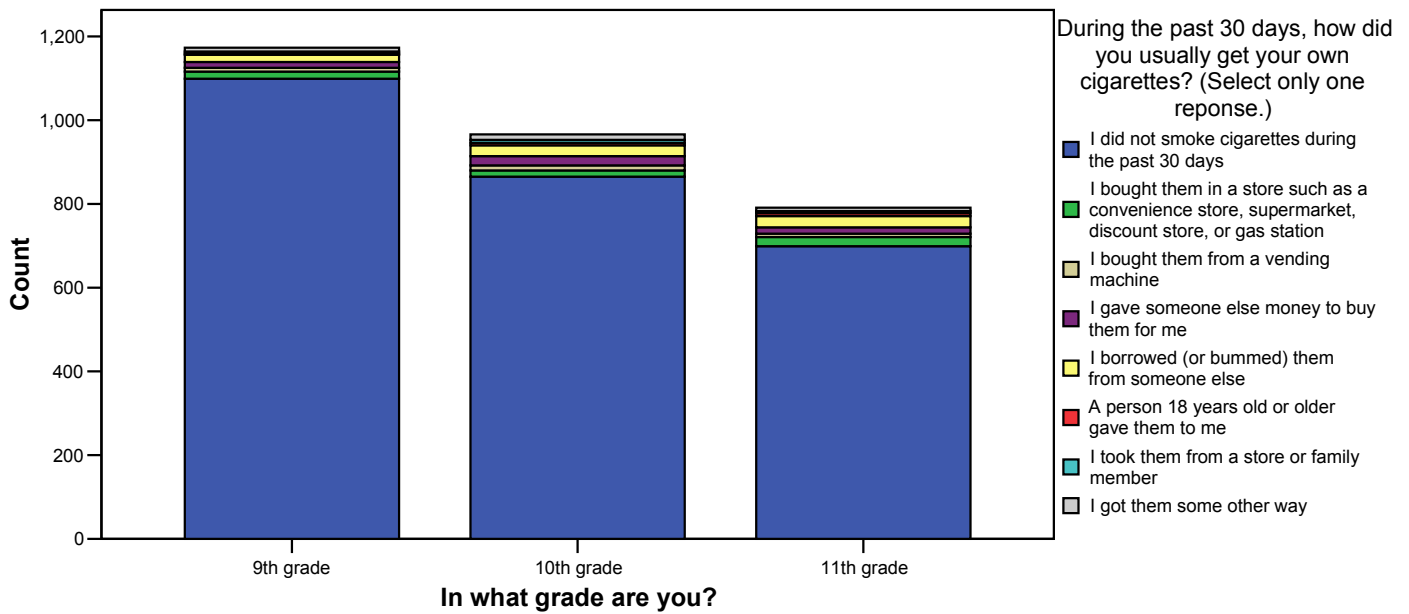
Q34. During the past 30 days, on the days you smoked, how many cigarettes did you smoke per day?



		What is your sex?		In what grade are you?			Total
		Female	Male	9th grade	10th grade	11th grade	
		During the past 30 days, on the days you smoked, how many cigarettes did you smoke per day?	I did not smoke cigarettes during the past 30 days	1371	1313	1103	870
	Less than 1 cigarette per day	40	34	24	29	21	74
	1 cigarette per day	28	48	18	29	29	76
	2-5 cigarettes per day	19	35	11	18	25	54
	6-10 cigarettes per day	6	14	6	9	5	20
	11-20 cigarettes per day	4	10	4	5	5	14
	More than 20 cigarettes per day	6	29	12	14	9	35
Total		1474	1483	1178	974	805	2957

		What is your sex?		In what grade are you?			Total
		Female	Male	9th grade	10 grade	11th grade	Col %
		Col %	Col %	Col %	Col %	Col %	
During the past 30 days, on the days you smoked, how many cigarettes did you smoke per day?	I did not smoke cigarettes during the past 30 days	93.0%	88.5%	93.6%	89.3%	88.3%	90.8%
	Less than 1 cigarette per day	2.7%	2.3%	2.0%	3.0%	2.6%	2.5%
	1 cigarette per day	1.9%	3.2%	1.5%	3.0%	3.6%	2.6%
	2-5 cigarettes per day	1.3%	2.4%	.9%	1.8%	3.1%	1.8%
	6-10 cigarettes per day	.4%	.9%	.5%	.9%	.6%	.7%
	11-20 cigarettes per day	.3%	.7%	.3%	.5%	.6%	.5%
	More than 20 cigarettes per day	.4%	2.0%	1.0%	1.4%	1.1%	1.2%
Total		100.0%	100.0%	100.0%	100.0%	100.0%	100.0%

Q35. During the past 30 days, how did you usually get your own cigarettes? (Select only one response.)

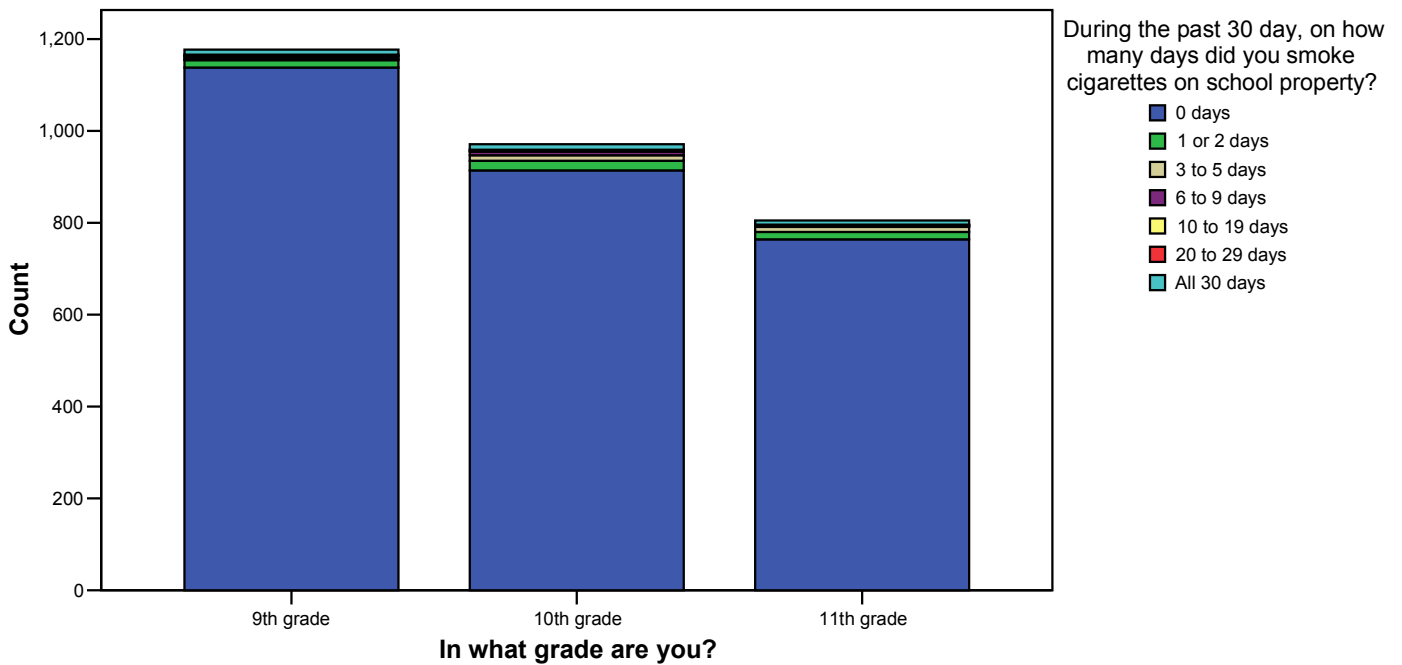


		What is your sex?		In what grade are you?			Total
		Female	Male	9th grade	10th grade	11th grade	
During the past 30 days, how did you usually get your own cigarettes? (Select only one response)	I did not smoke cigarettes during the past 30 days	1361	1302	1099	865	699	2663
	I bought them in a store such as a convenience store, supermarket, discount store, or gas station	14	40	17	15	22	54
	I bought them from a vending machine	9	20	9	12	8	29
	I gave someone else money to buy them for me	24	27	14	22	15	51
	I borrowed (or bummed) them from someone else	33	37	17	26	27	70
	A person 18 years old or older gave them to me	9	7	3	6	7	16
	I took them from a store or family member	7	10	5	7	5	17
	I got them some other way	9	21	9	13	8	30
Total	1466	1464	1173	966	791	2930	

Delaware County Youth Risk Behavior Survey (YRBS)
 9th-11th Grades
 Conducted April-May 2013 and January 2014

		What is your sex?		In what grade are you?			Total
		Female	Male	9th grade	10th grade	11th grade	Col %
		Col %	Col %	Col %	Col %	Col %	
During the past 30 days, how did you usually get your own cigarettes? (Select only one response)	I did not smoke cigarettes during the past 30 days	92.8%	88.9%	93.7%	89.5%	88.4%	90.9%
	I bought them in a store such as a convenience store, supermarket, discount store, or gas station	1.0%	2.7%	1.4%	1.6%	2.8%	1.8%
	I bought them from a vending machine	.6%	1.4%	.8%	1.2%	1.0%	1.0%
	I gave someone else money to buy them for me	1.6%	1.8%	1.2%	2.3%	1.9%	1.7%
	I borrowed (or bummed) them from someone else	2.3%	2.5%	1.4%	2.7%	3.4%	2.4%
	A person 18 years old or older gave them to me	.6%	.5%	.3%	.6%	.9%	.5%
	I took them from a store or family member	.5%	.7%	.4%	.7%	.6%	.6%
	I got them some other way	.6%	1.4%	.8%	1.3%	1.0%	1.0%
Total	100.0%	100.0%	100.0%	100%	100.0%	100%	

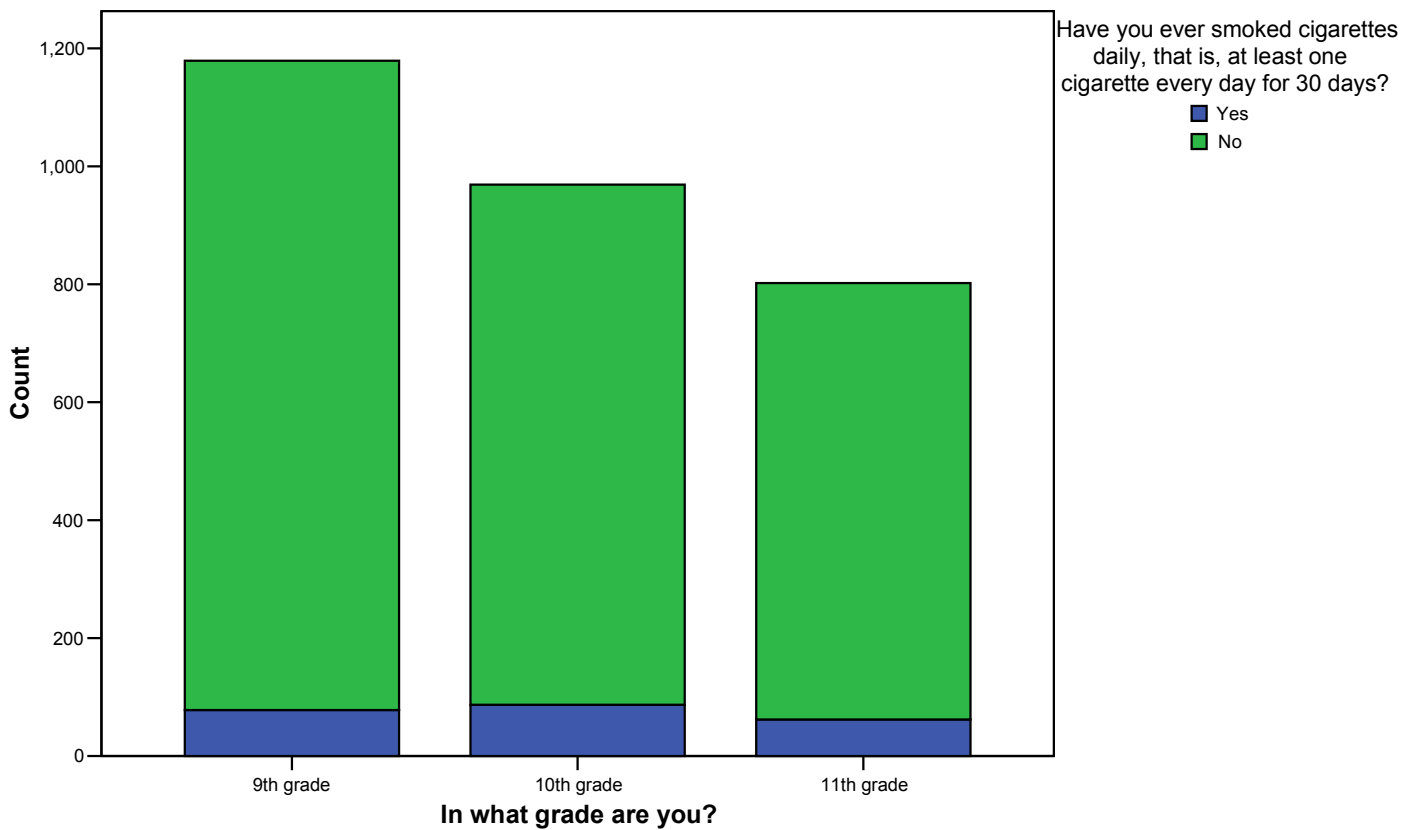
Q36. During the past 30 days, on how many days did you smoke cigarettes on school property?



		What is your sex?		In what grade are you?			Total
		Female	Male	9th grade	10th grade	11th grade	
During the past 30 days, on how many days did you smoke cigarettes on school property?	0 days	1432	1384	1138	914	764	2816
	1 or 2 days	24	29	16	21	16	53
	3 to 5 days	8	18	3	12	11	26
	6 to 9 days	4	11	5	8	2	15
	10 to 19 days	4	2	2	2	2	6
	20 to 29 days	1	4	2	2	1	5
	All 30 days	1	31	11	12	9	32
Total	1474	1479	1177	971	805	2953	

		What is your sex?		In what grade are you?			Total
		Female	Male	9th grade	10th grade	11th grade	Col %
		Col %	Col %	Col %	Col %	Col %	
During the past 30 day, on how many days did you smoke cigarettes on school property?	0 days	97.2%	93.6%	96.7%	94.1%	94.9%	95.4%
	1 or 2 days	1.6%	2.0%	1.4%	2.2%	2.0%	1.8%
	3 to 5 days	.5%	1.2%	.3%	1.2%	1.4%	.9%
	6 to 9 days	.3%	.7%	.4%	.8%	.2%	.5%
	10 to 19 days	.3%	.1%	.2%	.2%	.2%	.2%
	20 to 29 days	.1%	.3%	.2%	.2%	.1%	.2%
	All 30 days	.1%	2.1%	.9%	1.2%	1.1%	1.1%
Total	100.0%	100.0%	100.0%	100.0%	100.0%	100.0%	

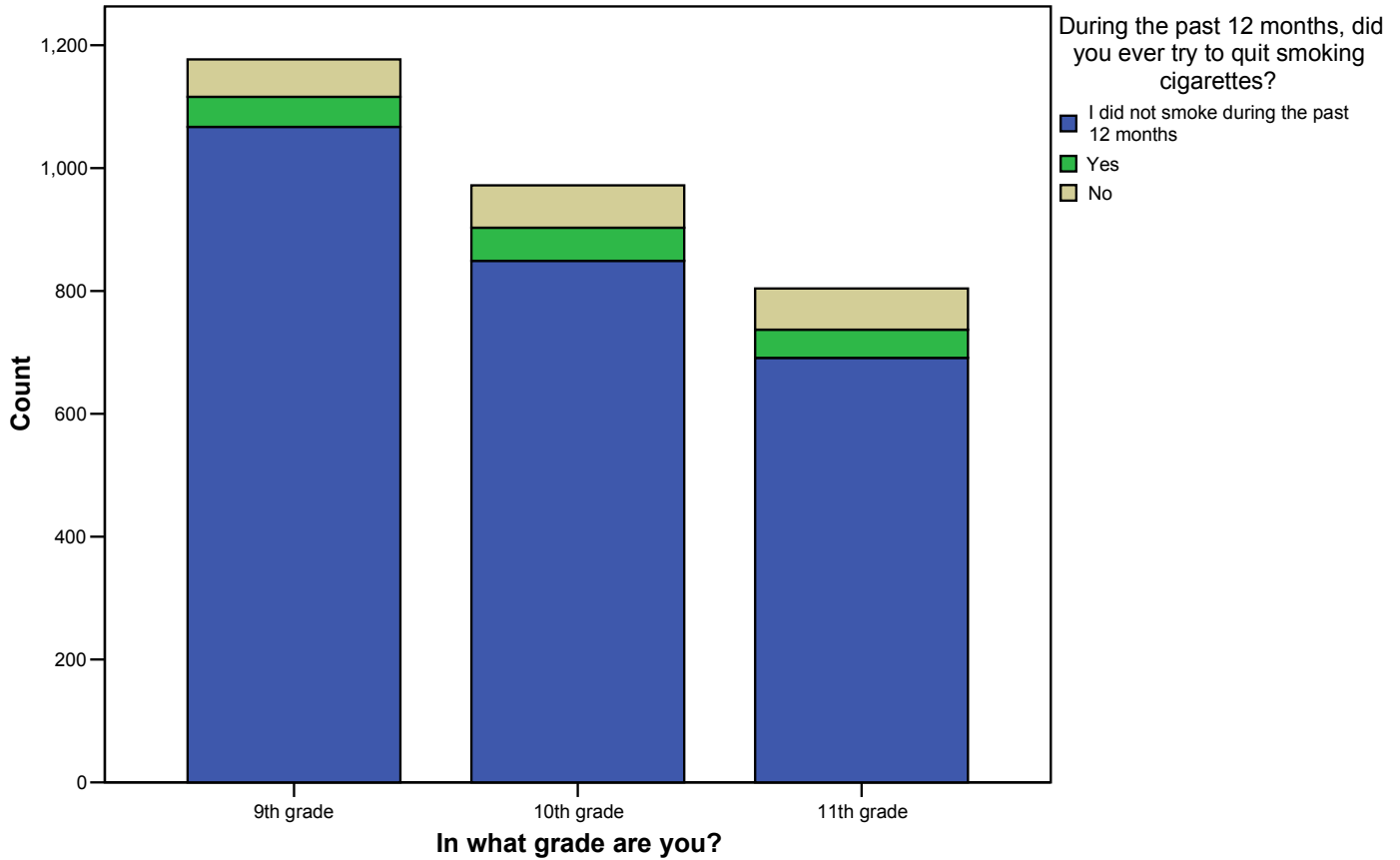
Q37. Have you ever smoked cigarettes daily, that is, at least one cigarette every day for 30 days?



		What is your sex?		In what grade are you?			Total
		Female	Male	9th grade	10th grade	11th grade	
Have you ever smoked cigarettes daily, that is, at least one cigarette every day for 30 days?	Yes	98	129	78	87	62	227
	No	1376	1347	1101	882	740	2723
Total		1474	1476	1179	969	802	2950

		What is your sex?		In what grade are you?			Total
		Female	Male	9th grade	10th grade	11th grade	
		Col %	Col %	Col %	Col %	Col %	Col %
Have you ever smoked cigarettes daily, that is, at least one cigarette every day for 30 days?	Yes	6.6%	8.7%	6.6%	9.0%	7.7%	7.7%
	No	93.4%	91.3%	93.4%	91.0%	92.3%	92.3%
Total		100.0%	100.0%	100.0%	100.0%	100.0%	100.0%

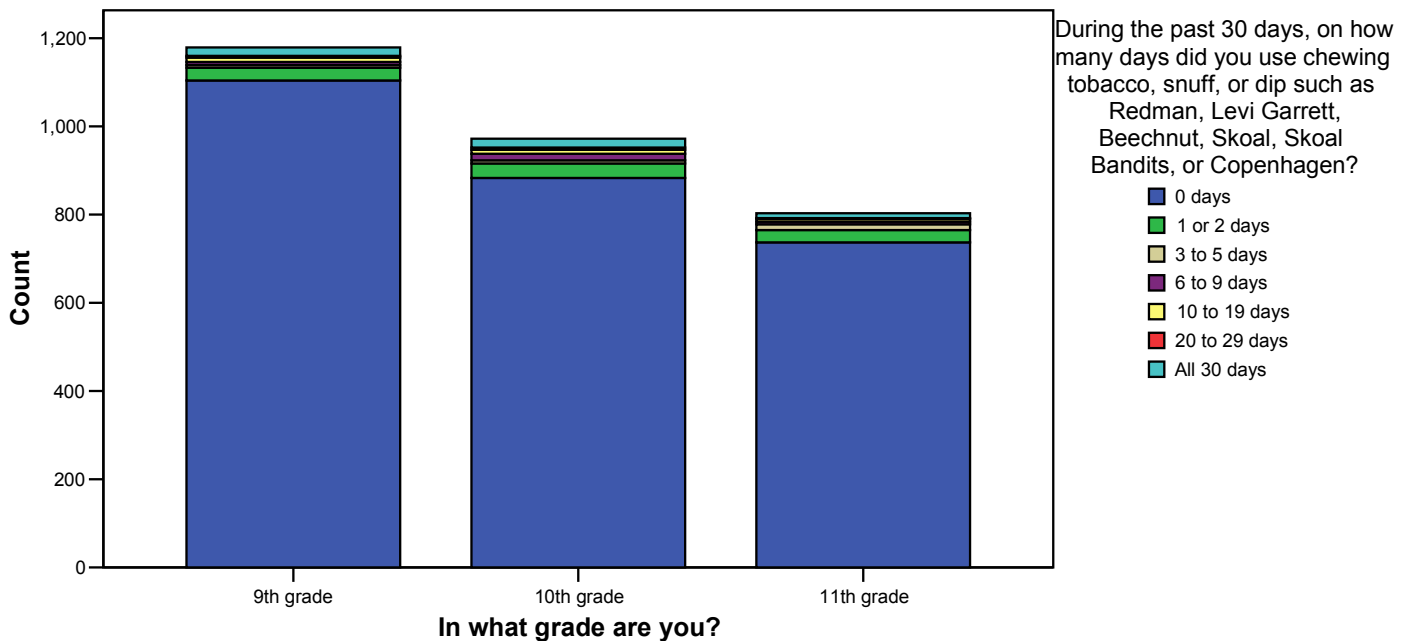
Q38. During the past 12 months, did you ever try to quit smoking cigarettes?



		What is your sex?		In what grade are you?			Total
		Female	Male	9th grade	10th grade	11th grade	
During the past 12 months, did you ever try to quit smoking cigarettes?	I did not smoke during the past 12 months	1332	1275	1067	849	691	2607
	Yes	65	84	49	54	46	149
	No	77	120	61	69	67	197
Total		1474	1479	1177	972	804	2953

		What is your sex?		In what grade are you?			Total
		Female	Male	9th grade	10th grade	11th grade	Col %
		Col %	Col %	Col %	Col %	Col %	
During the past 12 months, did you ever try to quit smoking cigarettes?	I did not smoke during the past 12 months	90.4%	86.2%	90.7%	87.3%	85.9%	88.3%
	Yes	4.4%	5.7%	4.2%	5.6%	5.7%	5.0%
	No	5.2%	8.1%	5.2%	7.1%	8.3%	6.7%
Total		100.0%	100.0%	100.0%	100.0%	100.0%	100.0%

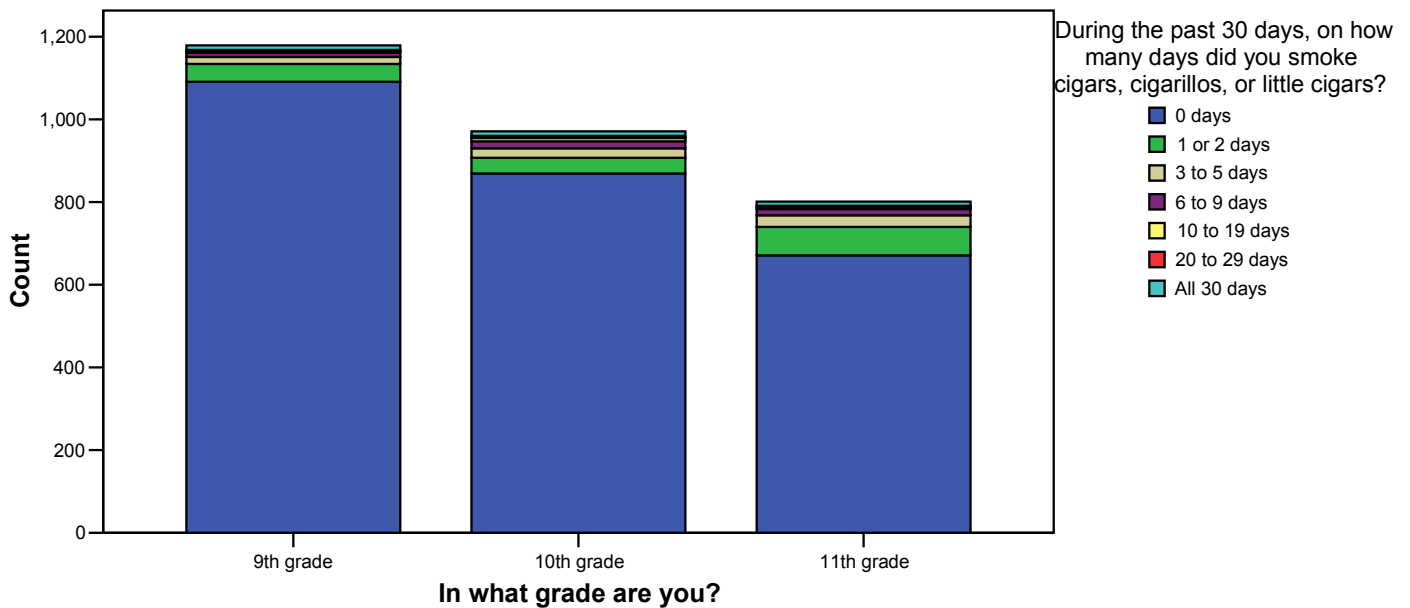
Q39. During the past 30 days, on how many days did you use chewing tobacco, snuff, or dip such as Redman, Levi Garrett, Beechnut, Skoal, Skoal Bandits, or Copenhagen?



		What is your sex?		In what grade are you?			Total
		Female	Male	9th grade	10th grade	11th grade	
		During the past 30 days, on how many days did you use chewing tobacco, snuff, or dip such as Redman, Levi Garrett, Beechnut, Skoal, Skoal Bandits, or Copenhagen?	0 days	1430	1294	1104	
	1 or 2 days	23	67	29	33	28	90
	3 to 5 days	7	19	6	7	13	26
	6 to 9 days	5	23	7	15	6	28
	10 to 19 days	6	19	10	9	6	25
	20 to 29 days	1	10	4	5	2	11
	All 30 days	5	45	19	20	11	50
Total		1477	1477	1179	972	803	2954

		What is your sex?		In what grade are you?			Total
		Female	Male	9th grade	10th grade	11th grade	
		Col %	Col %	Col %	Col %	Col %	
During the past 30 days, on how many days did you use chewing tobacco, snuff, or dip such as Redman, Levi Garrett, Beechnut, Skoal, Skoal Bandits, or Copenhagen?	0 days	96.8%	87.6%	93.6%	90.8%	91.8%	92.2%
	1 or 2 days	1.6%	4.5%	2.5%	3.4%	3.5%	3.0%
	3 to 5 days	.5%	1.3%	.5%	.7%	1.6%	.9%
	6 to 9 days	.3%	1.6%	.6%	1.5%	.7%	.9%
	10 to 19 days	.4%	1.3%	.8%	.9%	.7%	.8%
	20 to 29 days	.1%	.7%	.3%	.5%	.2%	.4%
	All 30 days	.3%	3.0%	1.6%	2.1%	1.4%	1.7%
Total		100.0%	100.0%	100.0%	100.0%	100.0%	100.0%

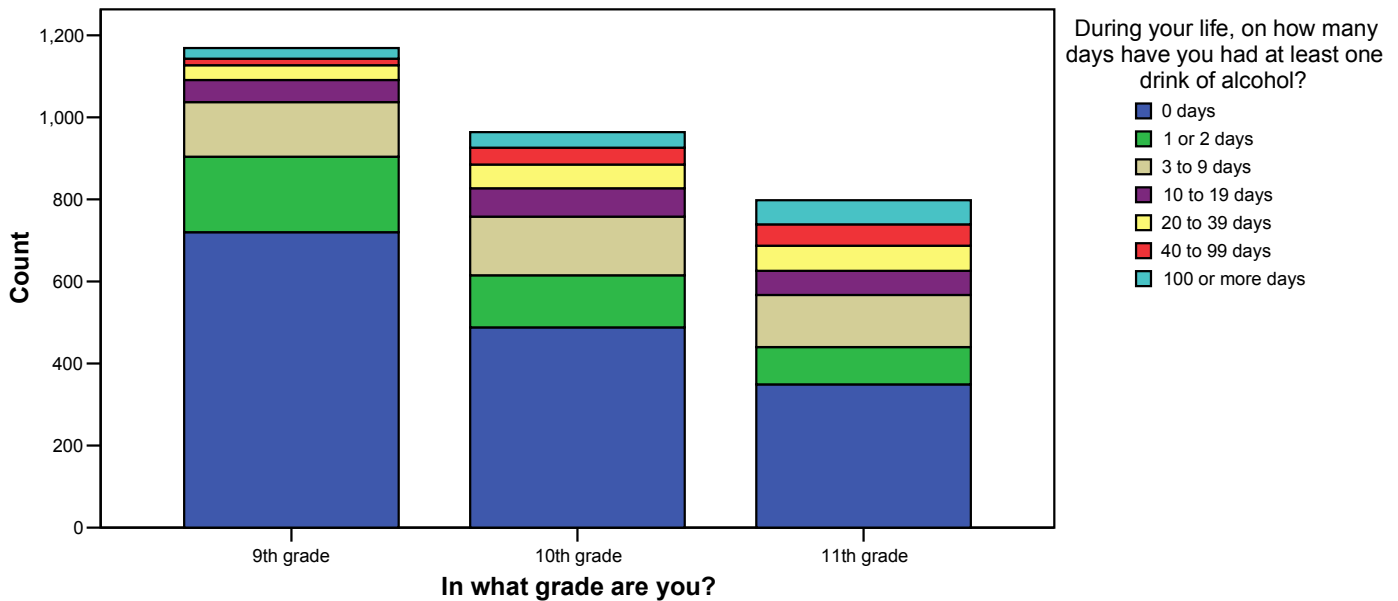
Q40. During the past 30 days, on how many days did you smoke cigars, cigarillos, or little cigars?



		What is your sex?		In what grade are you?			Total
		Female	Male	9th grade	10th grade	11th grade	
During the past 30 days, on how many days did you smoke cigars, cigarillos, or little cigars?	0 days	1369	1262	1091	869	671	2631
	1 or 2 days	49	101	43	38	69	150
	3 to 5 days	22	46	17	23	28	68
	6 to 9 days	17	25	10	17	15	42
	10 to 19 days	7	12	5	8	6	19
	20 to 29 days	3	6	2	5	2	9
	All 30 days	4	28	11	11	10	32
Total		1471	1480	1179	971	801	2951

		What is your sex?		In what grade are you?			Total
		Female	Male	9th grade	10th grade	11th grade	Col %
		Col %	Col %	Col %	Col %	Col %	
During the past 30 days, on how many days did you smoke cigars, cigarillos, or little cigars?	0 days	93.1%	85.3%	92.5%	89.5%	83.8%	89.2%
	1 or 2 days	3.3%	6.8%	3.6%	3.9%	8.6%	5.1%
	3 to 5 days	1.5%	3.1%	1.4%	2.4%	3.5%	2.3%
	6 to 9 days	1.2%	1.7%	.8%	1.8%	1.9%	1.4%
	10 to 19 days	.5%	.8%	.4%	.8%	.7%	.6%
	20 to 29 days	.2%	.4%	.2%	.5%	.2%	.3%
	All 30 days	.3%	1.9%	.9%	1.1%	1.2%	1.1%
Total		100.0%	100.0%	100.0%	100.0%	100.0%	100.0%

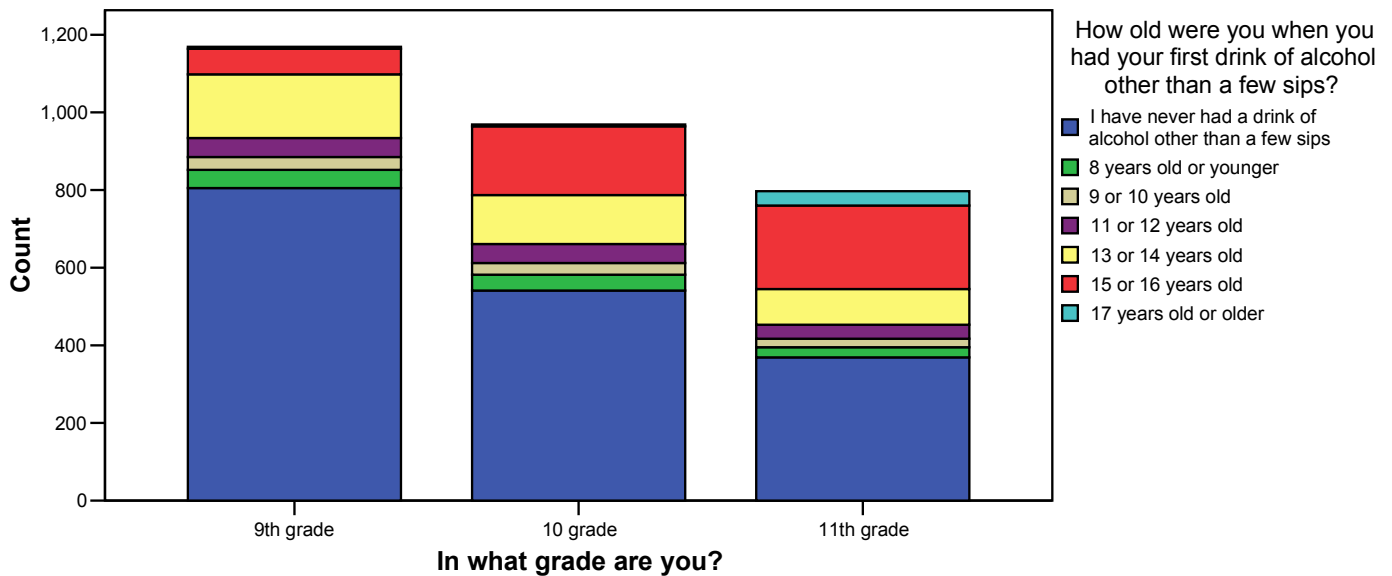
Q41. During your life, on how many days have you had at least one drink of alcohol?



		What is your sex?		In what grade are you?			Total
		Female	Male	9th grade	10th grade	11th grade	
During your life, on how many days have you had at least one drink of alcohol?	0 days	769	788	720	488	349	1557
	1 or 2 days	208	194	184	127	91	402
	3 to 9 days	224	179	133	143	127	403
	10 to 19 days	98	84	54	69	59	182
	20 to 39 days	66	89	36	58	61	155
	40 to 99 days	55	54	16	41	52	109
	100 or more days	40	83	26	38	59	123
Total	1460	1471	1169	964	798	2931	

		What is your sex?		In what grade are you?			Total
		Female	Male	9th grade	10th grade	11th grade	Col %
		Col %	Col %	Col %	Col %	Col %	
During your life, on how many days have you had at least one drink of alcohol?	0 days	52.7%	53.6%	61.6%	50.6%	43.7%	53.1%
	1 or 2 days	14.2%	13.2%	15.7%	13.2%	11.4%	13.7%
	3 to 9 days	15.3%	12.2%	11.4%	14.8%	15.9%	13.7%
	10 to 19 days	6.7%	5.7%	4.6%	7.2%	7.4%	6.2%
	20 to 39 days	4.5%	6.1%	3.1%	6.0%	7.6%	5.3%
	40 to 99 days	3.8%	3.7%	1.4%	4.3%	6.5%	3.7%
	100 or more days	2.7%	5.6%	2.2%	3.9%	7.4%	4.2%
Total	100.0%	100.0%	100.0%	100.0%	100.0%	100.0%	

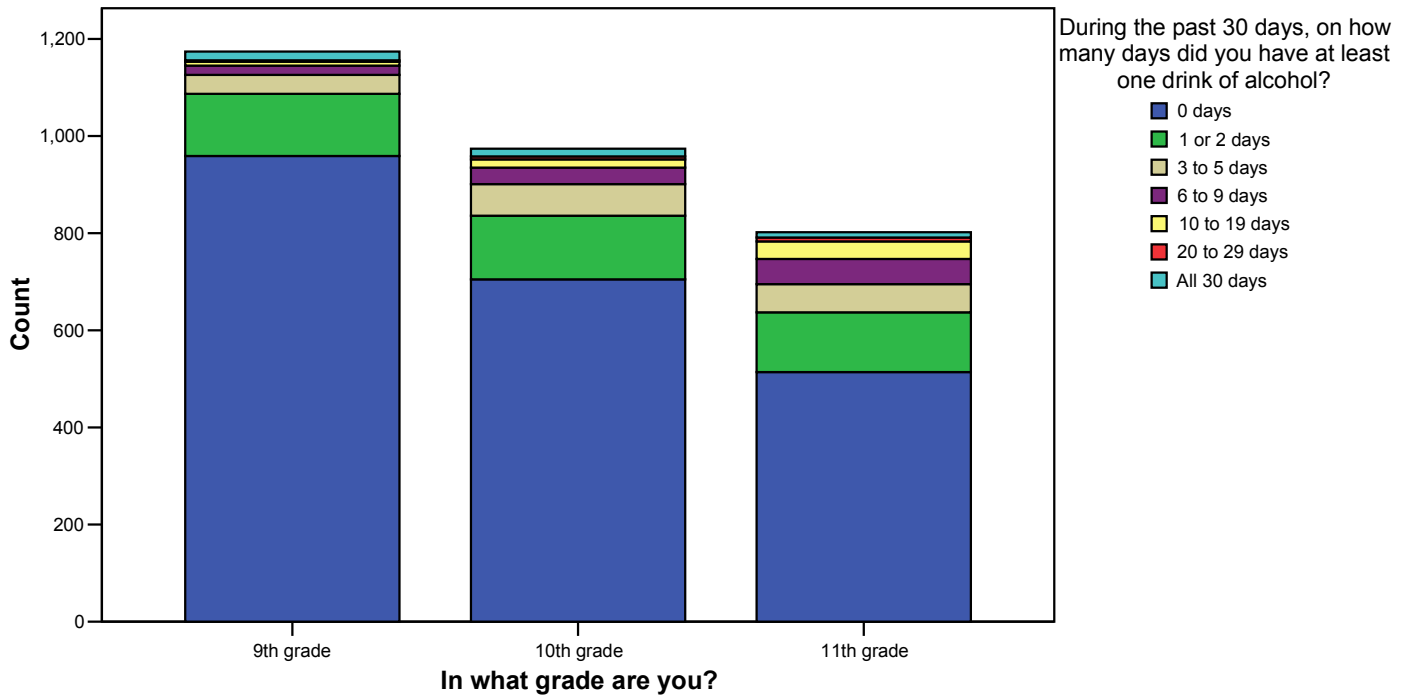
Q42. How old were you when you had your first drink of alcohol other than a few sips?



		What is your sex?		In what grade are you?			Total
		Female	Male	9th grade	10th grade	11th grade	
How old were you when you had your first drink of alcohol other than a few sips?	I have never had a drink of alcohol other than a few sips	850	865	805	541	369	1715
	8 years old or younger	40	74	47	41	26	114
	9 or 10 years old	32	53	33	30	22	85
	11 or 12 years old	64	70	49	49	36	134
	13 or 14 years old	203	179	164	126	92	382
	15 or 16 years old	249	209	66	177	215	458
	17 years old or older	24	23	5	5	37	47
Total		1462	1473	1169	969	797	2935

		What is your sex?		In what grade are you?			Total
		Female	Male	9th grade	10th grade	11th grade	Col %
		Col %	Col %	Col %	Col %	Col %	
How old were you when you had your first drink of alcohol other than a few sips?	I have never had a drink of alcohol other than a few sips	58.1%	58.7%	68.9%	55.8%	46.3%	58.4%
	8 years old or younger	2.7%	5.0%	4.0%	4.2%	3.3%	3.9%
	9 or 10 years old	2.2%	3.6%	2.8%	3.1%	2.8%	2.9%
	11 or 12 years old	4.4%	4.8%	4.2%	5.1%	4.5%	4.6%
	13 or 14 years old	13.9%	12.2%	14.0%	13.0%	11.5%	13.0%
	15 or 16 years old	17.0%	14.2%	5.6%	18.3%	27.0%	15.6%
	17 years old or older	1.6%	1.6%	.4%	.5%	4.6%	1.6%
Total		100.0%	100.0%	100.0%	100.0%	100.0%	100.0%

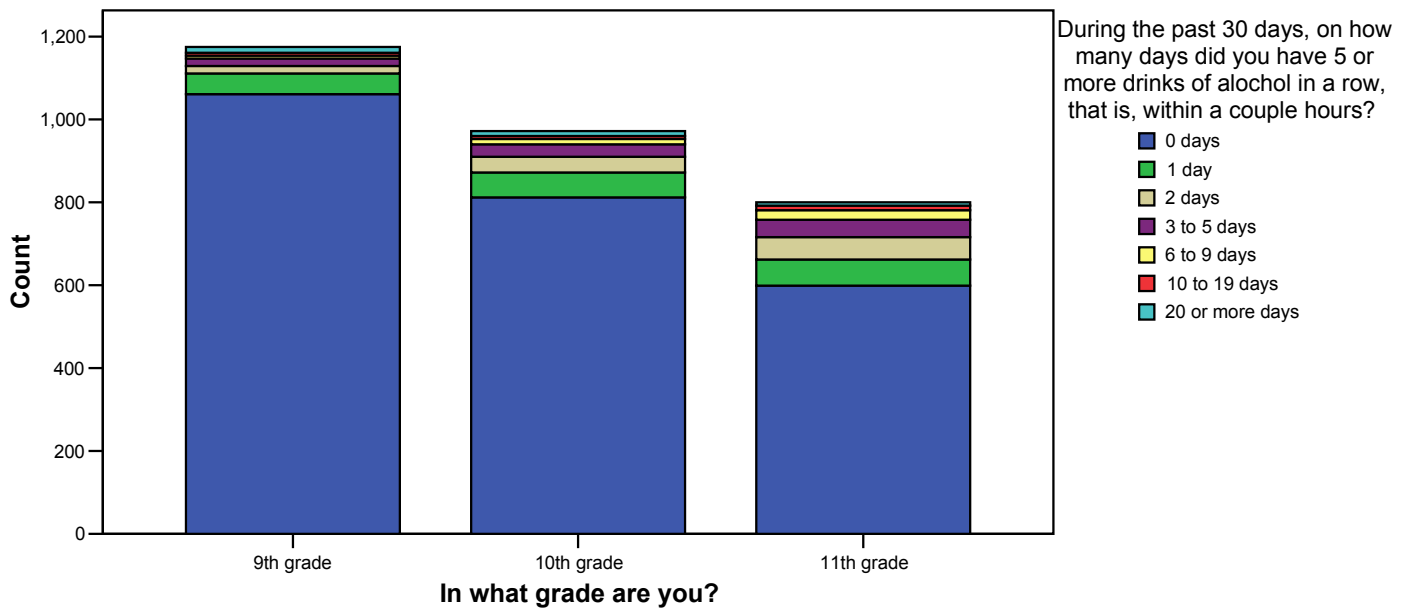
Q43. During the past 30 days, on how many days did you have at least one drink of alcohol?



		What is your sex?		In what grade are you?			Total
		Female	Male	9th grade	10th grade	11th grade	
During the past 30 days, on how many days did you have at least one drink of alcohol?	0 days	1081	1097	959	705	514	2178
	1 or 2 days	211	171	128	131	123	382
	3 to 5 days	71	91	39	65	58	162
	6 to 9 days	52	53	19	34	52	105
	10 to 19 days	40	21	8	17	36	61
	20 to 29 days	7	10	3	6	8	17
	All 30 days	7	38	18	16	11	45
Total		1469	1481	1174	974	802	2950

		What is your sex?		In what grade are you?			Total
		Female	Male	9th grade	10th grade	11th grade	
		Col %	Col %	Col %	Col %	Col %	Col %
During the past 30 days, on how many days did you have at least one drink of alcohol?	0 days	73.6%	74.1%	81.7%	72.4%	64.1%	73.8%
	1 or 2 days	14.4%	11.5%	10.9%	13.4%	15.3%	12.9%
	3 to 5 days	4.8%	6.1%	3.3%	6.7%	7.2%	5.5%
	6 to 9 days	3.5%	3.6%	1.6%	3.5%	6.5%	3.6%
	10 to 19 days	2.7%	1.4%	.7%	1.7%	4.5%	2.1%
	20 to 29 days	.5%	.7%	.3%	.6%	1.0%	.6%
	All 30 days	.5%	2.6%	1.5%	1.6%	1.4%	1.5%
Total		100.0%	100.0%	100.0%	100.0%	100.0%	100.0%

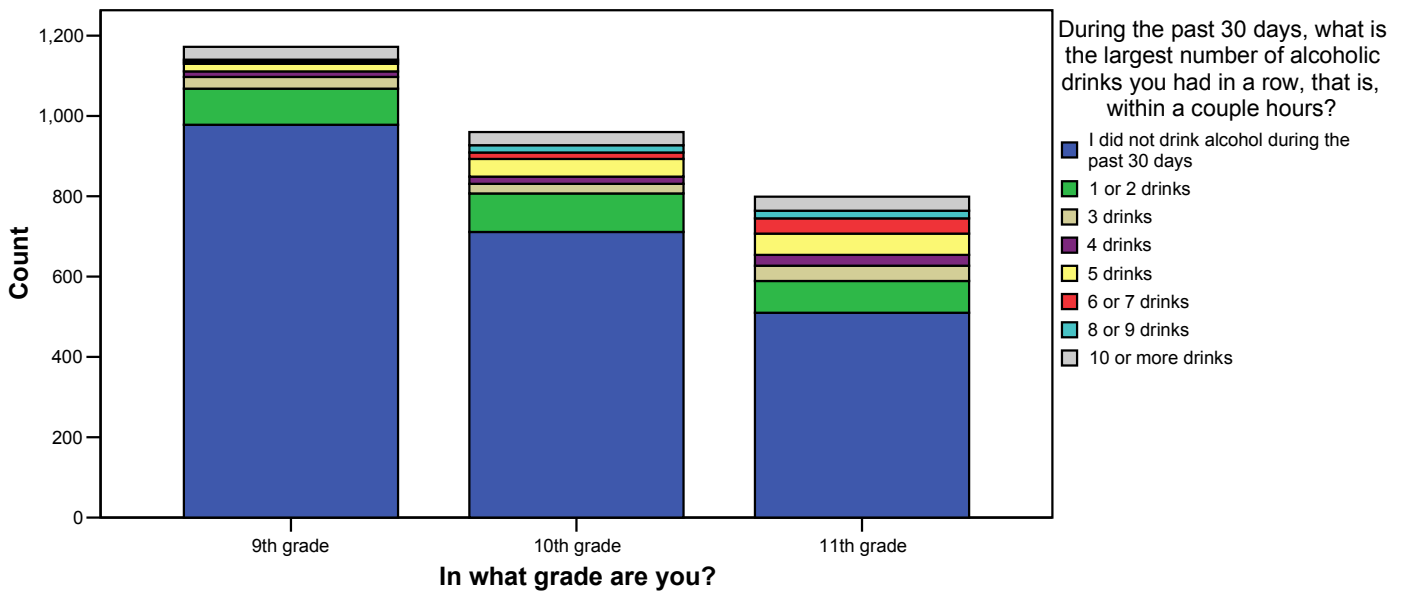
Q44. During the past 30 days, on how many days did you have 5 or more drinks of alcohol in a row, that is, within a couple hours?



		What is your sex?		In what grade are you?			Total
		Female	Male	9th grade	10th grade	11th grade	
During the past 30 days, on how many days did you have 5 or more drinks of alcohol in a row, that is, within a couple hours?	0 days	1246	1226	1061	812	599	2472
	1 day	95	78	50	60	63	173
	2 days	46	64	18	38	54	110
	3 to 5 days	40	50	18	30	42	90
	6 to 9 days	23	20	7	13	23	43
	10 to 19 days	16	9	7	7	11	25
	20 or more days	2	32	14	12	8	34
Total		1468	1479	1175	972	800	2947

		What is your sex?		In what grade are you?			Total
		Female	Male	9th grade	10th grade	11th grade	Col %
		Col %	Col %	Col %	Col %	Col %	
During the past 30 days, on how many days did you have 5 or more drinks of alcohol in a row, that is, within a couple hours?	0 days	84.9%	82.9%	90.3%	83.5%	74.9%	83.9%
	1 day	6.5%	5.3%	4.3%	6.2%	7.9%	5.9%
	2 days	3.1%	4.3%	1.5%	3.9%	6.8%	3.7%
	3 to 5 days	2.7%	3.4%	1.5%	3.1%	5.3%	3.1%
	6 to 9 days	1.6%	1.4%	.6%	1.3%	2.9%	1.5%
	10 to 19 days	1.1%	.6%	.6%	.7%	1.4%	.8%
	20 or more days	.1%	2.2%	1.2%	1.2%	1.0%	1.2%
Total		100.0%	100.0%	100.0%	100.0%	100.0%	100.0%

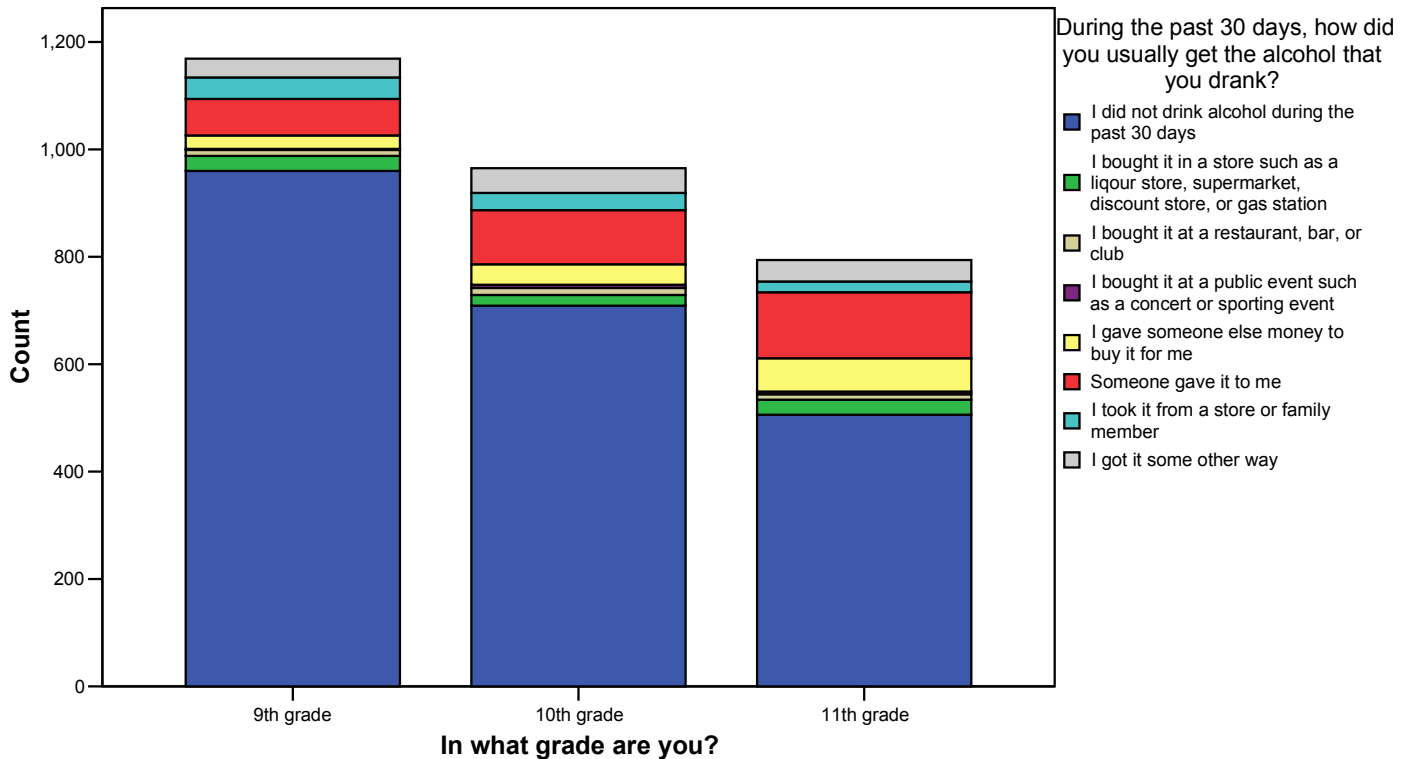
Q45. During the past 30 days, what is the largest number of alcoholic drinks you had in a row, that is, within a couple hours?



		What is your sex?		In what grade are you?			Total
		Female	Male	9th grade	10th grade	11th grade	
		During the past 30 days, what is the largest number of alcoholic drinks you had in a row, that is, within a couple hours?	I did not drink alcohol during the past 30 days	1090	1109	978	
	1 or 2 drinks	153	112	90	96	79	265
	3 drinks	48	43	29	24	38	91
	4 drinks	26	33	14	18	27	59
	5 drinks	73	43	19	44	53	116
	6 or 7 drinks	32	27	5	16	38	59
	8 or 9 drinks	23	19	5	18	19	42
	10 or more drinks	19	81	32	33	35	100
Total		1464	1467	1172	960	799	2931

		What is your sex?		In what grade are you?			Total
		Female	Male	9th grade	10th grade	11th grade	Col %
		Col %	Col %	Col %	Col %	Col %	
During the past 30 days, what is the largest number of alcoholic drinks you had in a row, that is, within a couple hours?	I did not drink alcohol during the past 30 days	74.5%	75.6%	83.4%	74.1%	63.8%	75.0%
	1 or 2 drinks	10.5%	7.6%	7.7%	10.0%	9.9%	9.0%
	3 drinks	3.3%	2.9%	2.5%	2.5%	4.8%	3.1%
	4 drinks	1.8%	2.2%	1.2%	1.9%	3.4%	2.0%
	5 drinks	5.0%	2.9%	1.6%	4.6%	6.6%	4.0%
	6 or 7 drinks	2.2%	1.8%	.4%	1.7%	4.8%	2.0%
	8 or 9 drinks	1.6%	1.3%	.4%	1.9%	2.4%	1.4%
	10 or more drinks	1.3%	5.5%	2.7%	3.4%	4.4%	3.4%
Total		100.0%	100.0%	100.0%	100.0%	100.0%	100.0%

Q46. During the past 30 days, how did you usually get the alcohol that you drank?

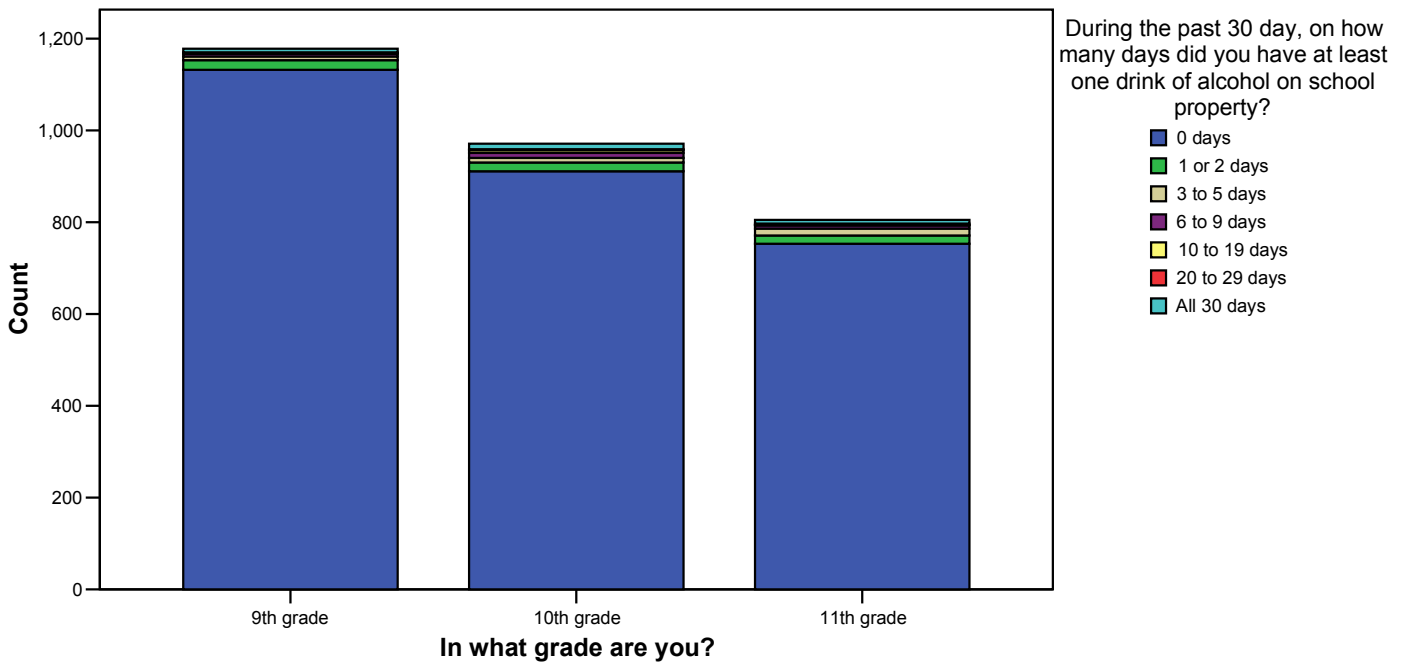


		What is your sex?		In what grade are you?			Total
		Female	Male	9th grade	10th grade	11th grade	
During the past 30 days, how did you usually get the alcohol that you drank?	I did not drink alcohol during the past 30 days	1079	1096	960	709	506	2175
	I bought it in a store such as a liquor store, supermarket, discount store, or gas station	20	56	28	20	28	76
	I bought it at a restaurant, bar, or club	13	21	11	13	10	34
	I bought it at a public event such as a concert or sporting event	5	8	2	6	5	13
	I gave someone else money to buy it for me	72	53	25	38	62	125
	Someone gave it to me	177	115	68	101	123	292
	I took it from a store or family member	47	45	40	32	20	92
	I got it some other way	50	71	35	46	40	121
Total	1463	1465	1169	965	794	2928	

Delaware County Youth Risk Behavior Survey (YRBS)
 9th-11th Grades
 Conducted April-May 2013 and January 2014

		What is your sex?		In what grade are you?			Total
		Female	Male	9th grade	10th grade	11th grade	Col %
		Col %	Col %	Col %	Col %	Col %	
During the past 30 days, how did you usually get the alcohol that you drank?	I did not drink alcohol during the past 30 days	73.8%	74.8%	82.1%	73.5%	63.7%	74.3%
	I bought it in a store such as a liquor store, supermarket, discount store, or gas station	1.4%	3.8%	2.4%	2.1%	3.5%	2.6%
	I bought it at a restaurant, bar, or club	.9%	1.4%	.9%	1.3%	1.3%	1.2%
	I bought it at a public event such as a concert or sporting event	.3%	.5%	.2%	.6%	.6%	.4%
	I gave someone else money to buy it for me	4.9%	3.6%	2.1%	3.9%	7.8%	4.3%
	Someone gave it to me	12.1%	7.8%	5.8%	10.5%	15.5%	10.0%
	I took it from a store or family member	3.2%	3.1%	3.4%	3.3%	2.5%	3.1%
	I got it some other way	3.4%	4.8%	3.0%	4.8%	5.0%	4.1%
Total	100.0%	100.0%	100.0%	100.0%	100.0%	100.0%	

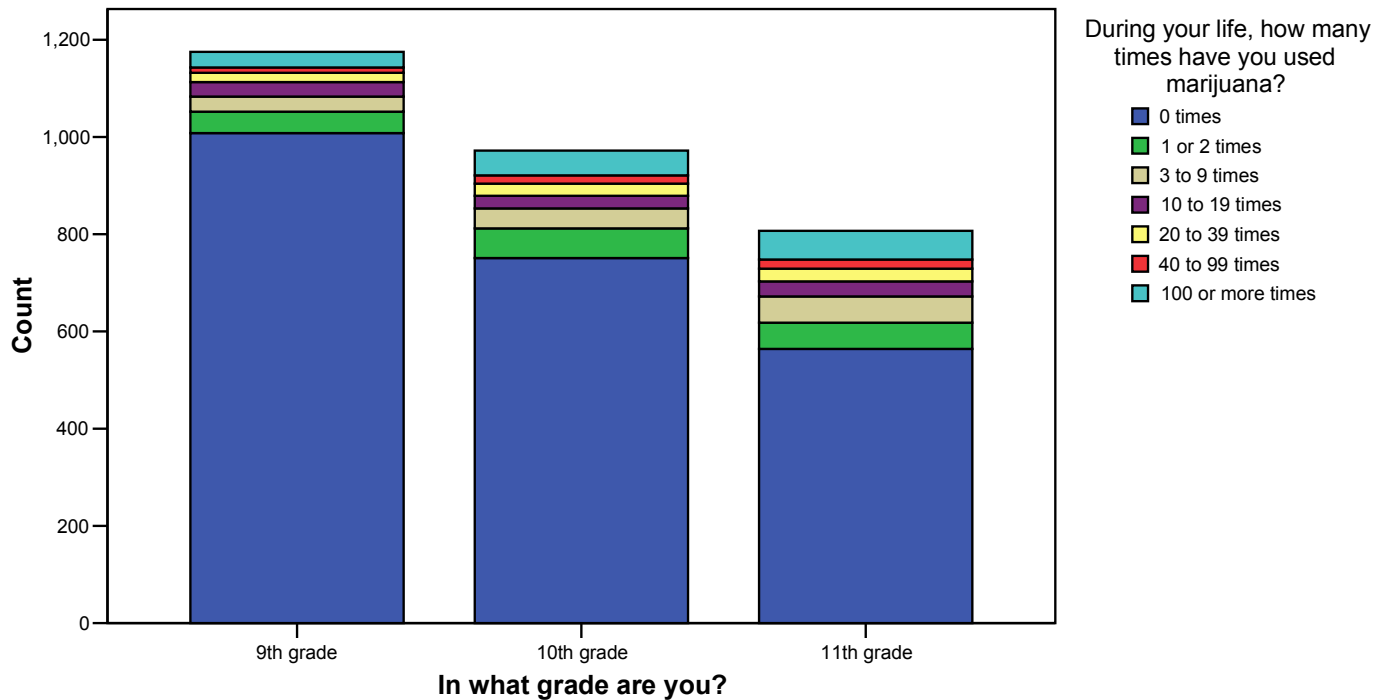
Q47. During the past 30 days, on how many days did you have at least one drink of alcohol on school property?



		What is your sex?		In what grade are you?			Total
		Female	Male	9th grade	10 grade	11th grade	
During the past 30 day, on how many days did you have at least one drink of alcohol on school property?	0 days	1418	1378	1132	911	753	2796
	1 or 2 days	27	31	21	19	18	58
	3 to 5 days	11	22	8	10	15	33
	6 to 9 days	7	17	6	11	7	24
	10 to 19 days	2	6	1	6	1	8
	20 to 29 days	4	3	2	2	3	7
	All 30 days	2	26	8	12	8	28
Total		1471	1483	1178	971	805	2954

		What is your sex?		In what grade are you?			Total
		Female	Male	9th grade	10 grade	11th grade	Col %
		Col %	Col %	Col %	Col %	Col %	
During the past 30 day, on how many days did you have at least one drink of alcohol on school property?	0 days	96.4%	92.9%	96.1%	93.8%	93.5%	94.7%
	1 or 2 days	1.8%	2.1%	1.8%	2.0%	2.2%	2.0%
	3 to 5 days	.7%	1.5%	.7%	1.0%	1.9%	1.1%
	6 to 9 days	.5%	1.1%	.5%	1.1%	.9%	.8%
	10 to 19 days	.1%	.4%	.1%	.6%	.1%	.3%
	20 to 29 days	.3%	.2%	.2%	.2%	.4%	.2%
	All 30 days	.1%	1.8%	.7%	1.2%	1.0%	.9%
Total		100.0%	100.0%	100.0%	100.0%	100.0%	100.0%

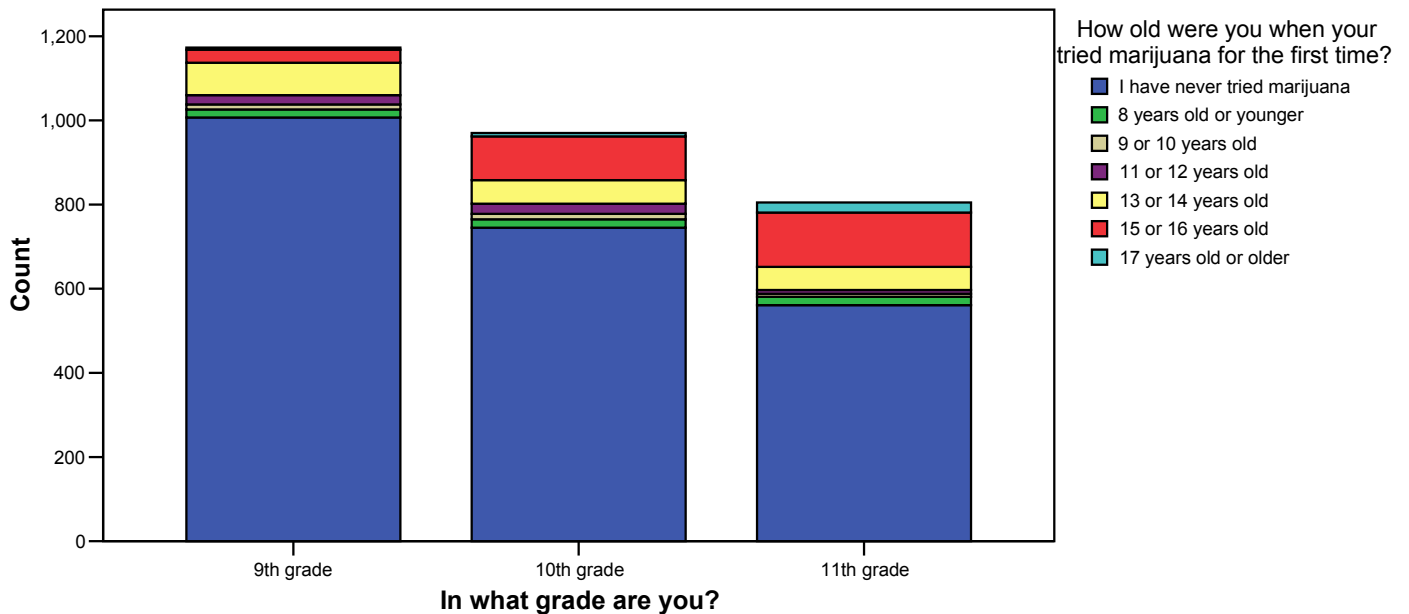
Q48. During your life, how many times did you use marijuana?



		What is your sex?		In what grade are you?			Total
		Female	Male	9th grade	10th grade	11th grade	
During your life, how many times have you used marijuana?	0 times	1206	1117	1008	751	564	2323
	1 or 2 times	78	81	44	61	54	159
	3 to 9 times	51	75	31	41	54	126
	10 to 19 times	47	40	30	26	31	87
	20 to 39 times	30	40	19	25	26	70
	40 to 99 times	19	28	11	17	19	47
	100 or more times	40	102	32	51	59	142
Total		1471	1483	1175	972	807	2954

		What is your sex?		In what grade are you?			Total
		Female	Male	9th grade	10th grade	11th grade	Col %
		Col %	Col %	Col %	Col %	Col %	
During your life, how many times have you used marijuana?	0 times	82.0%	75.3%	85.8%	77.3%	69.9%	78.6%
	1 or 2 times	5.3%	5.5%	3.7%	6.3%	6.7%	5.4%
	3 to 9 times	3.5%	5.1%	2.6%	4.2%	6.7%	4.3%
	10 to 19 times	3.2%	2.7%	2.6%	2.7%	3.8%	2.9%
	20 to 39 times	2.0%	2.7%	1.6%	2.6%	3.2%	2.4%
	40 to 99 times	1.3%	1.9%	.9%	1.7%	2.4%	1.6%
	100 or more times	2.7%	6.9%	2.7%	5.2%	7.3%	4.8%
Total		100.0%	100.0%	100.0%	100.0%	100.0%	100.0%

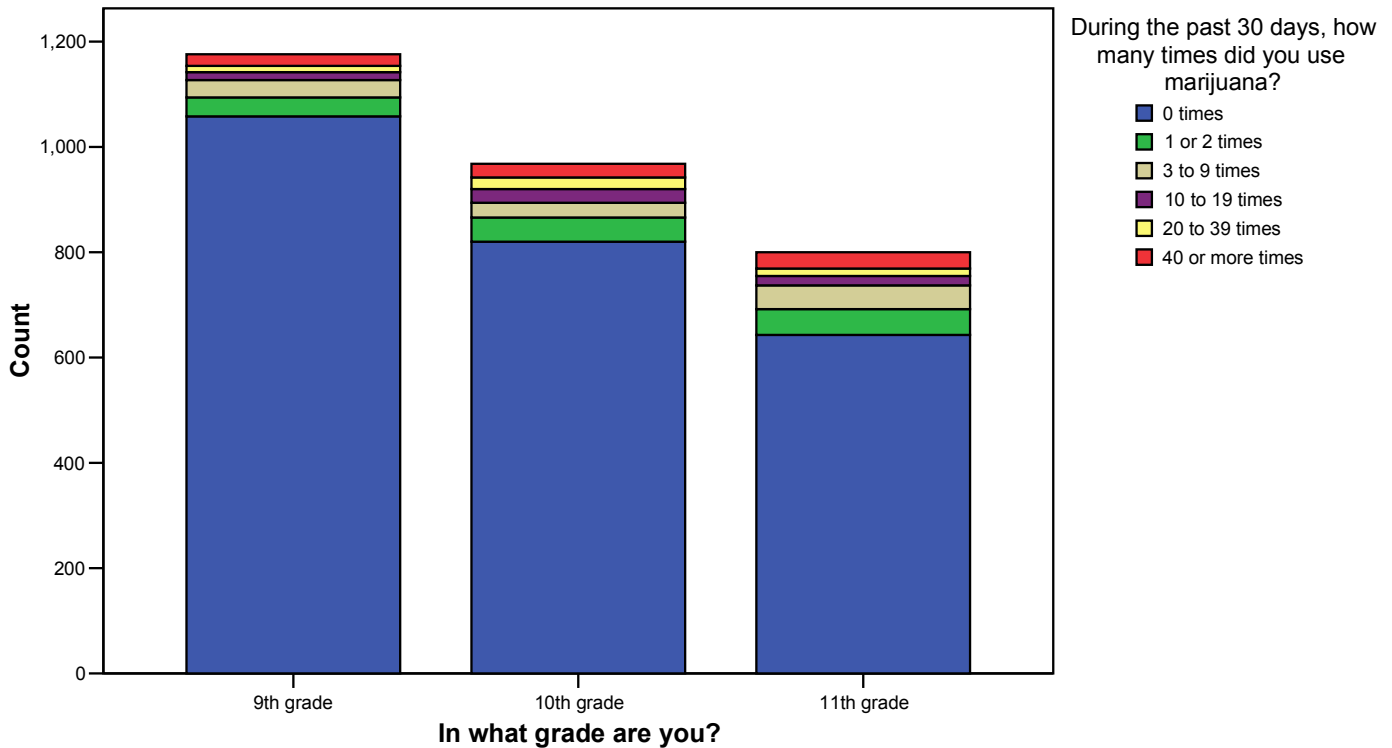
Q49. How old were you when you tried marijuana for the first time?



		What is your sex?		In what grade are you?			Total
		Female	Male	9th grade	10th grade	11th grade	
How old were you when your tried marijuana for the first time?	I have never tried marijuana	1197	1116	1007	745	561	2313
	8 years old or younger	12	47	19	20	20	59
	9 or 10 years old	11	21	12	13	7	32
	11 or 12 years old	29	26	22	24	9	55
	13 or 14 years old	82	106	77	56	55	188
	15 or 16 years old	122	142	31	104	129	264
	17 years old or older	18	19	5	8	24	37
Total		1471	1477	1173	970	805	2948

		What is your sex?		In what grade are you?			Total
		Female	Male	9th grade	10th grade	11th grade	Col %
		Col %	Col %	Col %	Col %	Col %	
How old were you when your tried marijuana for the first time?	I have never tried marijuana	81.4%	75.6%	85.8%	76.8%	69.7%	78.5%
	8 years old or younger	.8%	3.2%	1.6%	2.1%	2.5%	2.0%
	9 or 10 years old	.7%	1.4%	1.0%	1.3%	.9%	1.1%
	11 or 12 years old	2.0%	1.8%	1.9%	2.5%	1.1%	1.9%
	13 or 14 years old	5.6%	7.2%	6.6%	5.8%	6.8%	6.4%
	15 or 16 years old	8.3%	9.6%	2.6%	10.7%	16.0%	9.0%
	17 years old or older	1.2%	1.3%	.4%	.8%	3.0%	1.3%
Total		100.0%	100.0%	100.0%	100.0%	100.0%	100.0%

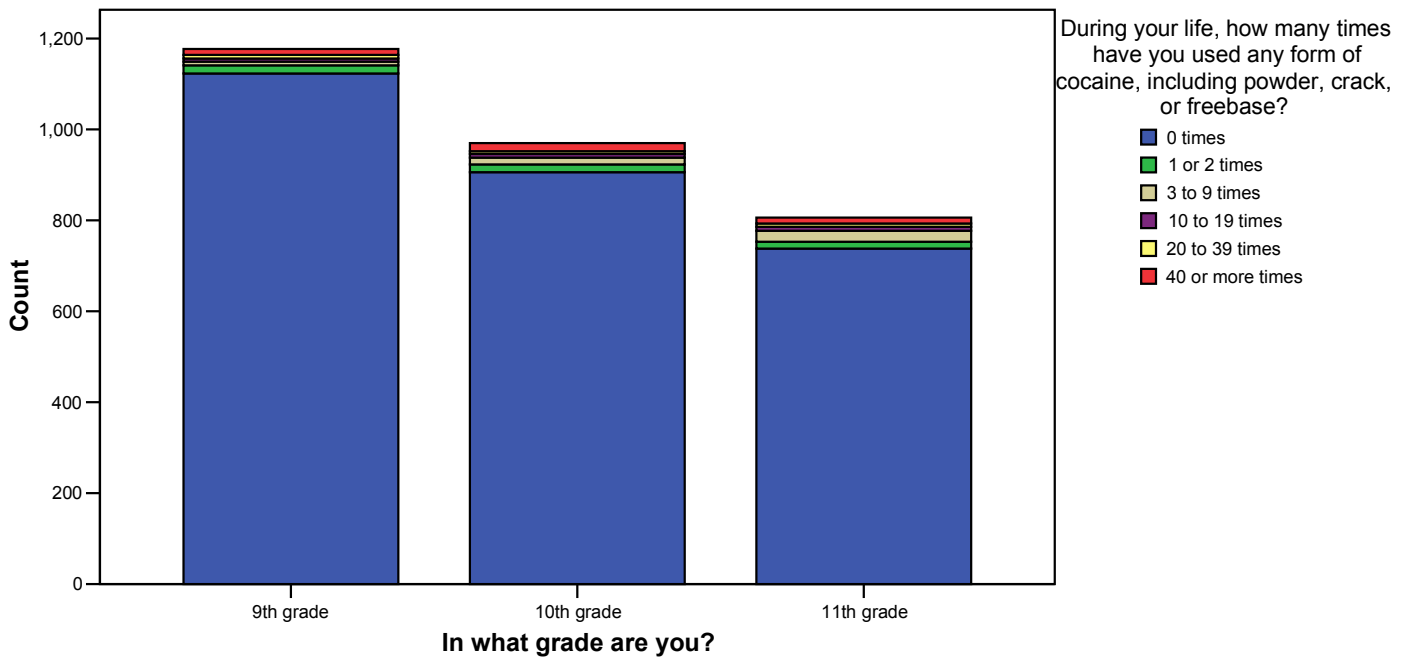
Q50. During the past 30 days, how many times did you use marijuana?



		What is your sex?		In what grade are you?			Total
		Female	Male	9th grade	10th grade	11th grade	
During the past 30 days, how many times did you use marijuana?	0 times	1286	1235	1058	820	643	2521
	1 or 2 times	56	75	36	46	49	131
	3 to 9 times	60	46	33	28	45	106
	10 to 19 times	27	32	15	26	18	59
	20 to 39 times	19	29	12	22	14	48
	40 or more times	17	62	22	26	31	79
Total		1465	1479	1176	968	800	2944

		What is your sex?		In what grade are you?			Total
		Female	Male	9th grade	10th grade	11th grade	Col %
		Col %	Col %	Col %	Col %	Col %	
During the past 30 days, how many times did you use marijuana?	0 times	87.8%	83.5%	90.0%	84.7%	80.4%	85.6%
	1 or 2 times	3.8%	5.1%	3.1%	4.8%	6.1%	4.4%
	3 to 9 times	4.1%	3.1%	2.8%	2.9%	5.6%	3.6%
	10 to 19 times	1.8%	2.2%	1.3%	2.7%	2.3%	2.0%
	20 to 39 times	1.3%	2.0%	1.0%	2.3%	1.8%	1.6%
	40 or more times	1.2%	4.2%	1.9%	2.7%	3.9%	2.7%
Total		100.0%	100.0%	100.0%	100.0%	100.0%	100.0%

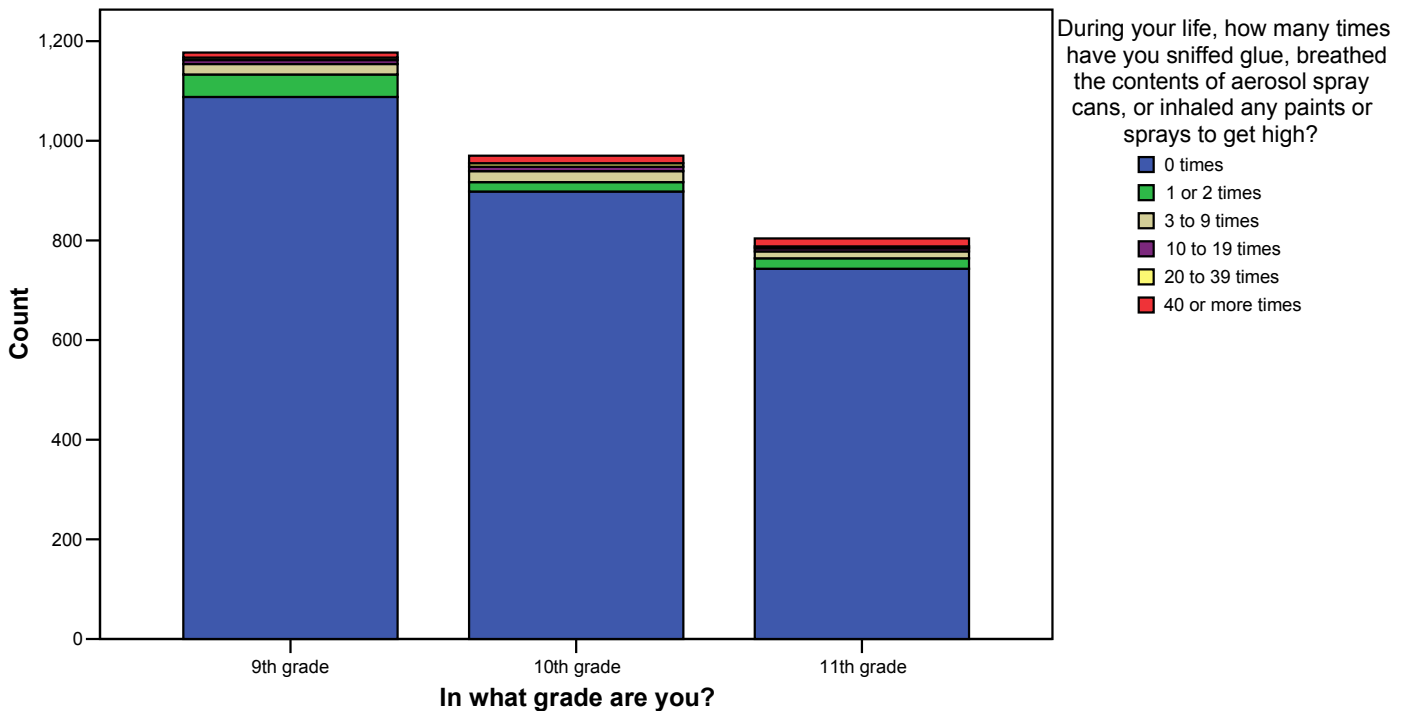
Q51. During your life, how many times have you used any form of cocaine, including powder, crack, or freebase?



		What is your sex?		In what grade are you?			Total
		Female	Male	9th grade	10th grade	11th grade	
During your life, how many times have you used any form of cocaine, including powder, crack, or freebase?	0 times	1417	1350	1123	906	738	2767
	1 or 2 times	15	35	18	17	15	50
	3 to 9 times	20	27	8	15	24	47
	10 to 19 times	10	14	7	8	9	24
	20 to 39 times	6	15	8	6	7	21
	40 or more times	6	38	13	18	13	44
Total		1474	1479	1177	970	806	2953

		What is your sex?		In what grade are you?			Total
		Female	Male	9th grade	10th grade	11th grade	Col %
		Col %	Col %	Col %	Col %	Col %	
During your life, how many times have you used any form of cocaine, including powder, crack, or freebase?	0 times	96.1%	91.3%	95.4%	93.4%	91.6%	93.7%
	1 or 2 times	1.0%	2.4%	1.5%	1.8%	1.9%	1.7%
	3 to 9 times	1.4%	1.8%	.7%	1.5%	3.0%	1.6%
	10 to 19 times	.7%	.9%	.6%	.8%	1.1%	.8%
	20 to 39 times	.4%	1.0%	.7%	.6%	.9%	.7%
	40 or more times	.4%	2.6%	1.1%	1.9%	1.6%	1.5%
Total		100.0%	100.0%	100.0%	100.0%	100.0%	100.0%

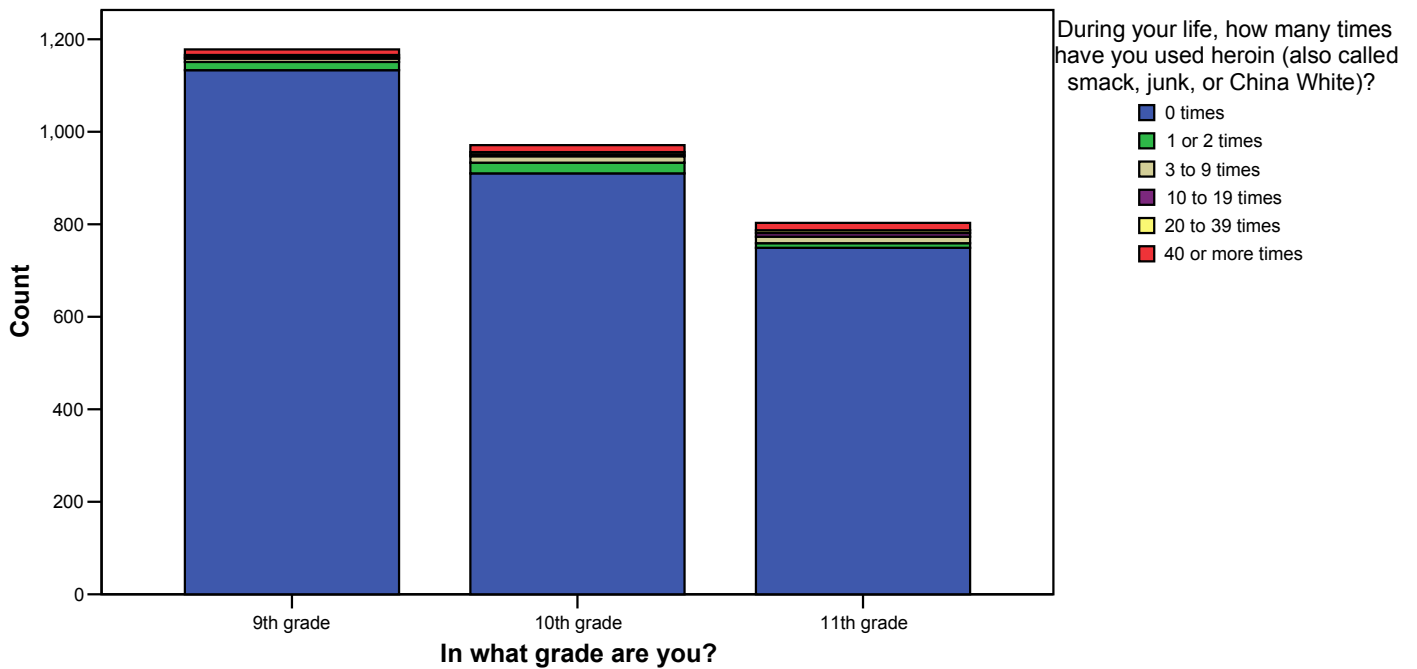
Q52. During your life, how many times have you sniffed glue, breathed the contents of aerosol spray cans, or inhaled any paints or sprays to get high?



		What is your sex?		In what grade are you?			Total
		Female	Male	9th grade	10th grade	11th grade	
		During your life, how many times have you sniffed glue, breathed the contents of aerosol spray cans, or inhaled any paints or sprays to get high?	0 times	1383	1346	1088	
	1 or 2 times	45	40	45	19	21	85
	3 to 9 times	21	36	21	22	14	57
	10 to 19 times	9	14	8	9	6	23
	20 to 39 times	7	9	5	7	4	16
	40 or more times	10	31	10	15	16	41
Total		1475	1476	1177	970	804	2951

		What is your sex?		In what grade are you?			Total
		Female	Male	9th grade	10th grade	11th grade	
		Col %	Col %	Col %	Col %	Col %	
During your life, how many times have you sniffed glue, breathed the contents of aerosol spray cans, or inhaled any paints or sprays to get high?	0 times	93.8%	91.2%	92.4%	92.6%	92.4%	92.5%
	1 or 2 times	3.1%	2.7%	3.8%	2.0%	2.6%	2.9%
	3 to 9 times	1.4%	2.4%	1.8%	2.3%	1.7%	1.9%
	10 to 19 times	.6%	.9%	.7%	.9%	.7%	.8%
	20 to 39 times	.5%	.6%	.4%	.7%	.5%	.5%
	40 or more times	.7%	2.1%	.8%	1.5%	2.0%	1.4%
Total		100.0%	100.0%	100.0%	100.0%	100.0%	100.0%

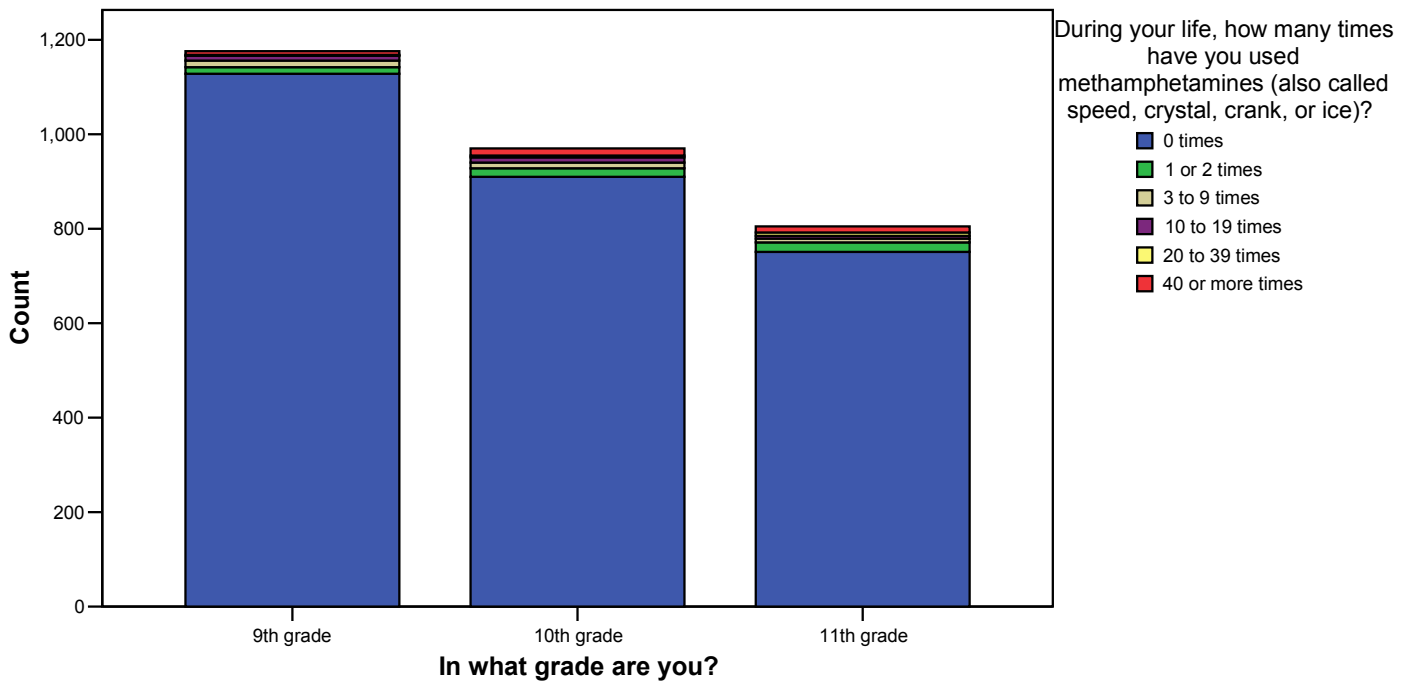
Q53. During your life, how many times have you used heroin (also called smack, junk, or China White)?



		What is your sex?		In what grade are you?			Total
		Female	Male	9th grade	10th grade	11th grade	
		During your life, how many times have you used heroin (also called smack, junk, or China White)?	0 times	1433	1359	1133	
	1 or 2 times	17	34	18	23	10	51
	3 to 9 times	11	24	7	14	14	35
	10 to 19 times	4	11	3	4	8	15
	20 to 39 times	4	12	5	5	6	16
	40 or more times	5	38	12	15	16	43
Total		1474	1478	1178	971	803	2952

		What is your sex?		In what grade are you?			Total
		Female	Male	9th grade	10th grade	11th grade	Col %
		Col %	Col %	Col %	Col %	Col %	
During your life, how many times have you used heroin (also called smack, junk, or China White)?	0 times	97.2%	91.9%	96.2%	93.7%	93.3%	94.6%
	1 or 2 times	1.2%	2.3%	1.5%	2.4%	1.2%	1.7%
	3 to 9 times	.7%	1.6%	.6%	1.4%	1.7%	1.2%
	10 to 19 times	.3%	.7%	.3%	.4%	1.0%	.5%
	20 to 39 times	.3%	.8%	.4%	.5%	.7%	.5%
	40 or more times	.3%	2.6%	1.0%	1.5%	2.0%	1.5%
Total		100.0%	100.0%	100.0%	100.0%	100.0%	100.0%

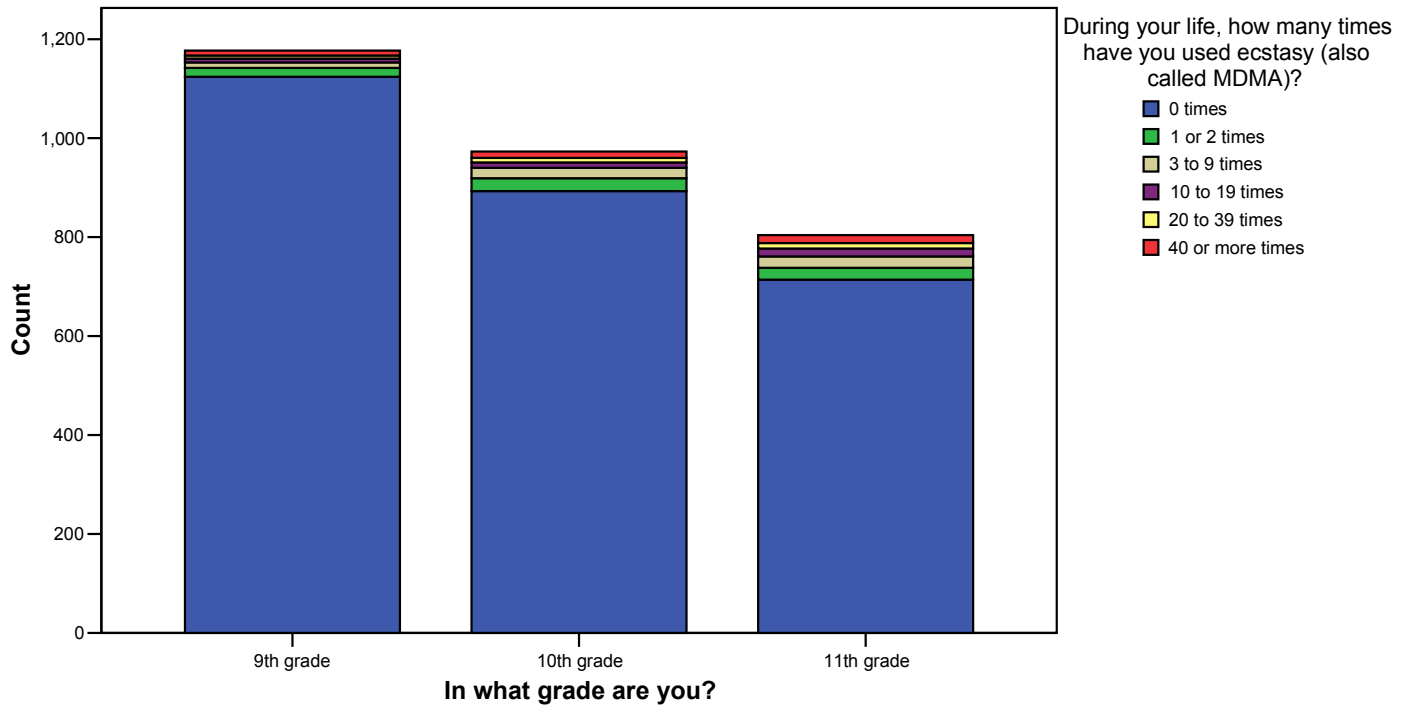
Q54. During your life, how many times have you used methamphetamines (also called speed, crystal, crank, or ice)?



		What is your sex?		In what grade are you?			Total
		Female	Male	9th grade	10th grade	11th grade	
		During your life, how many times have you used methamphetamines (also called speed, crystal, crank, or ice)?	0 times	1428	1361	1128	
	1 or 2 times	23	29	14	18	20	52
	3 to 9 times	12	22	14	12	8	34
	10 to 19 times	5	22	10	11	6	27
	20 to 39 times	3	10	2	4	7	13
	40 or more times	3	33	8	15	13	36
Total		1474	1477	1176	970	805	2951

		What is your sex?		In what grade are you?			Total
		Female	Male	9th grade	10th grade	11th grade	
		Col %	Col %	Col %	Col %	Col %	
During your life, how many times have you used methamphetamines (also called speed, crystal, crank, or ice)?	0 times	96.9%	92.1%	95.9%	93.8%	93.3%	94.5%
	1 or 2 times	1.6%	2.0%	1.2%	1.9%	2.5%	1.8%
	3 to 9 times	.8%	1.5%	1.2%	1.2%	1.0%	1.2%
	10 to 19 times	.3%	1.5%	.9%	1.1%	.7%	.9%
	20 to 39 times	.2%	.7%	.2%	.4%	.9%	.4%
	40 or more times	.2%	2.2%	.7%	1.5%	1.6%	1.2%
Total		100.0%	100.0%	100.0%	100.0%	100.0%	100.0%

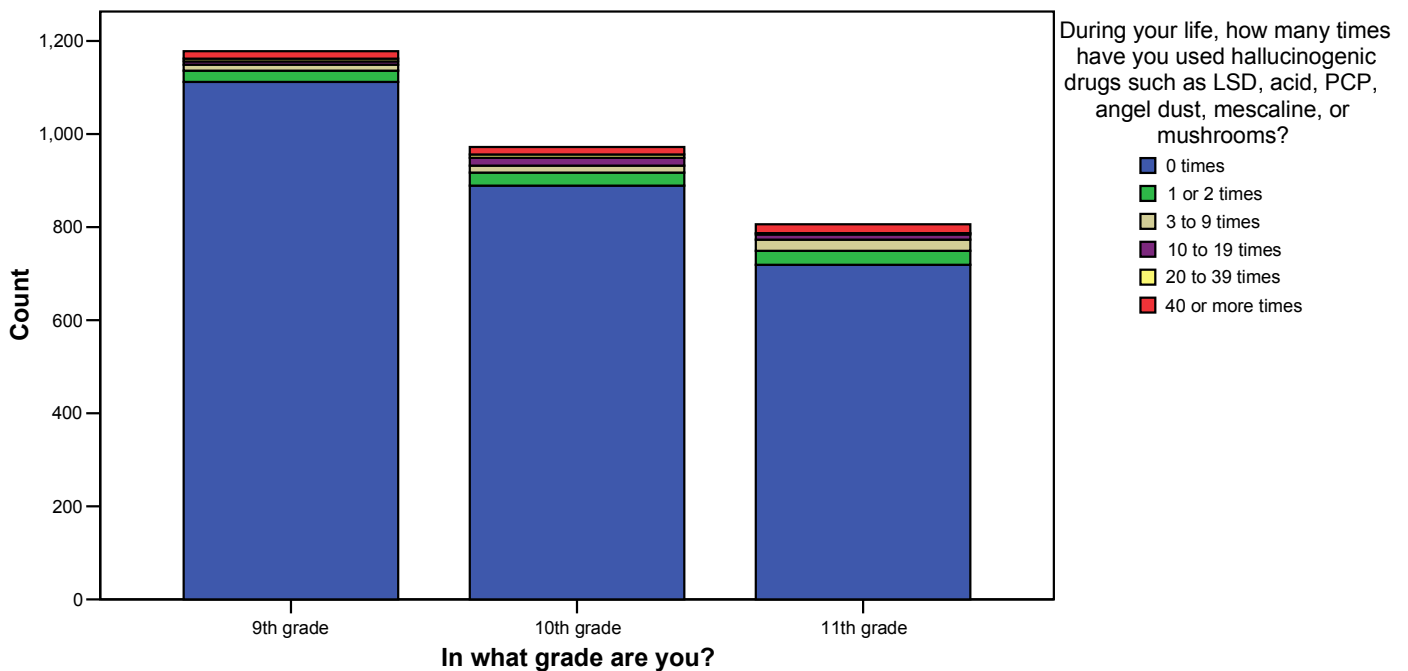
Q55. During your life, how many times have you used ecstasy (also called MDMA)?



		What is your sex?		In what grade are you?			Total
		Female	Male	9th grade	10th grade	11th grade	
During your life, how many times have you used ecstasy (also called MDMA)?	0 times	1395	1336	1124	893	714	2731
	1 or 2 times	30	38	18	26	24	68
	3 to 9 times	25	30	11	21	23	55
	10 to 19 times	13	22	8	11	16	35
	20 to 39 times	5	21	6	9	11	26
	40 or more times	7	32	10	13	16	39
Total		1475	1479	1177	973	804	2954

		What is your sex?		In what grade are you?			Total
		Female	Male	9th grade	10th grade	11th grade	Col %
		Col %	Col %	Col %	Col %	Col %	
During your life, how many times have you used ecstasy (also called MDMA)?	0 times	94.6%	90.3%	95.5%	91.8%	88.8%	92.5%
	1 or 2 times	2.0%	2.6%	1.5%	2.7%	3.0%	2.3%
	3 to 9 times	1.7%	2.0%	.9%	2.2%	2.9%	1.9%
	10 to 19 times	.9%	1.5%	.7%	1.1%	2.0%	1.2%
	20 to 39 times	.3%	1.4%	.5%	.9%	1.4%	.9%
	40 or more times	.5%	2.2%	.8%	1.3%	2.0%	1.3%
Total		100.0%	100.0%	100.0%	100.0%	100.0%	100.0%

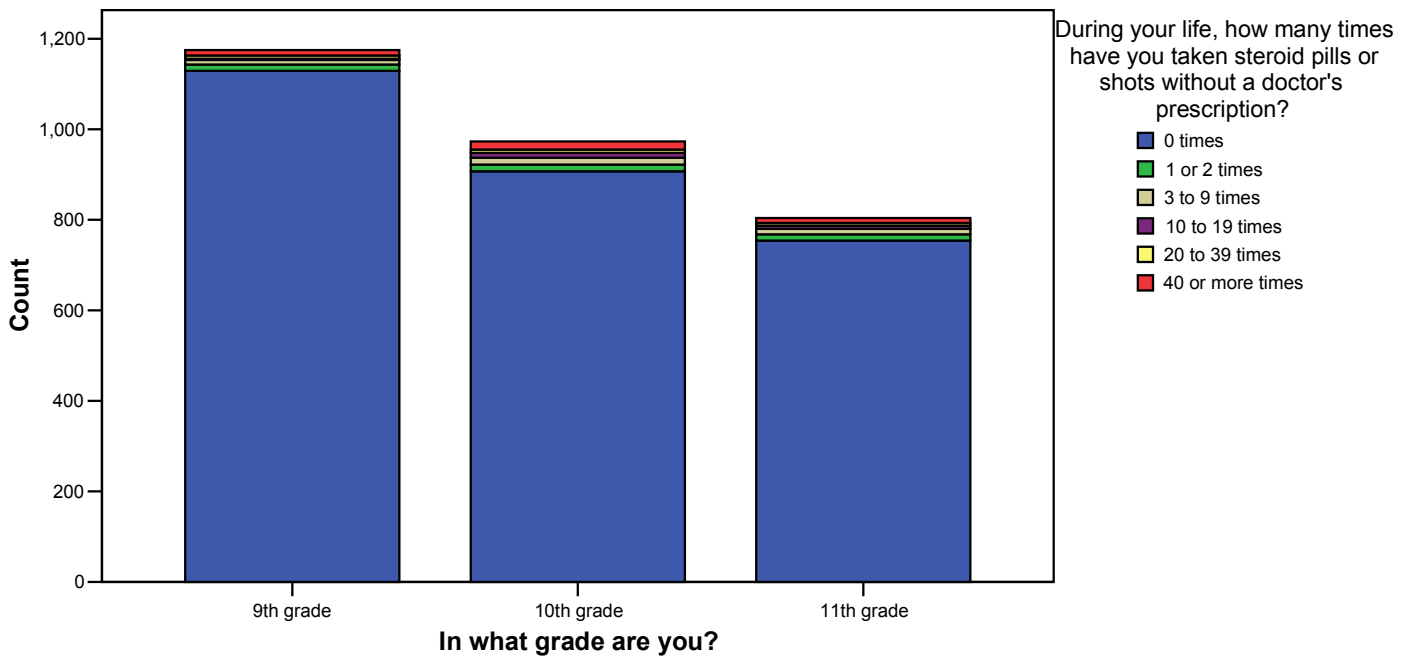
Q56. During your life, how many times have you used hallucinogenic drugs such as LSD, acid, PCP, angel dust, mescaline, or mushrooms?



		What is your sex?		In what grade are you?			Total
		Female	Male	9th grade	10th grade	11th grade	
During your life, how many times have you used hallucinogenic drugs such as LSD, acid, PCP, angel dust, mescaline, or mushrooms?	0 times	1409	1311	1112	889	719	2720
	1 or 2 times	26	56	24	28	30	82
	3 to 9 times	18	34	13	15	24	52
	10 to 19 times	12	23	7	17	11	35
	20 to 39 times	4	12	6	7	3	16
	40 or more times	7	44	16	16	19	51
Total		1476	1480	1178	972	806	2956

		What is your sex?		In what grade are you?			Total
		Female	Male	9th grade	10th grade	11th grade	Col %
		Col %	Col %	Col %	Col %	Col %	
During your life, how many times have you used hallucinogenic drugs such as LSD, acid, PCP, angel dust, mescaline, or mushrooms?	0 times	95.5%	88.6%	94.4%	91.5%	89.2%	92.0%
	1 or 2 times	1.8%	3.8%	2.0%	2.9%	3.7%	2.8%
	3 to 9 times	1.2%	2.3%	1.1%	1.5%	3.0%	1.8%
	10 to 19 times	.8%	1.6%	.6%	1.7%	1.4%	1.2%
	20 to 39 times	.3%	.8%	.5%	.7%	.4%	.5%
	40 or more times	.5%	3.0%	1.4%	1.6%	2.4%	1.7%
Total		100.0%	100.0%	100.0%	100.0%	100.0%	100.0%

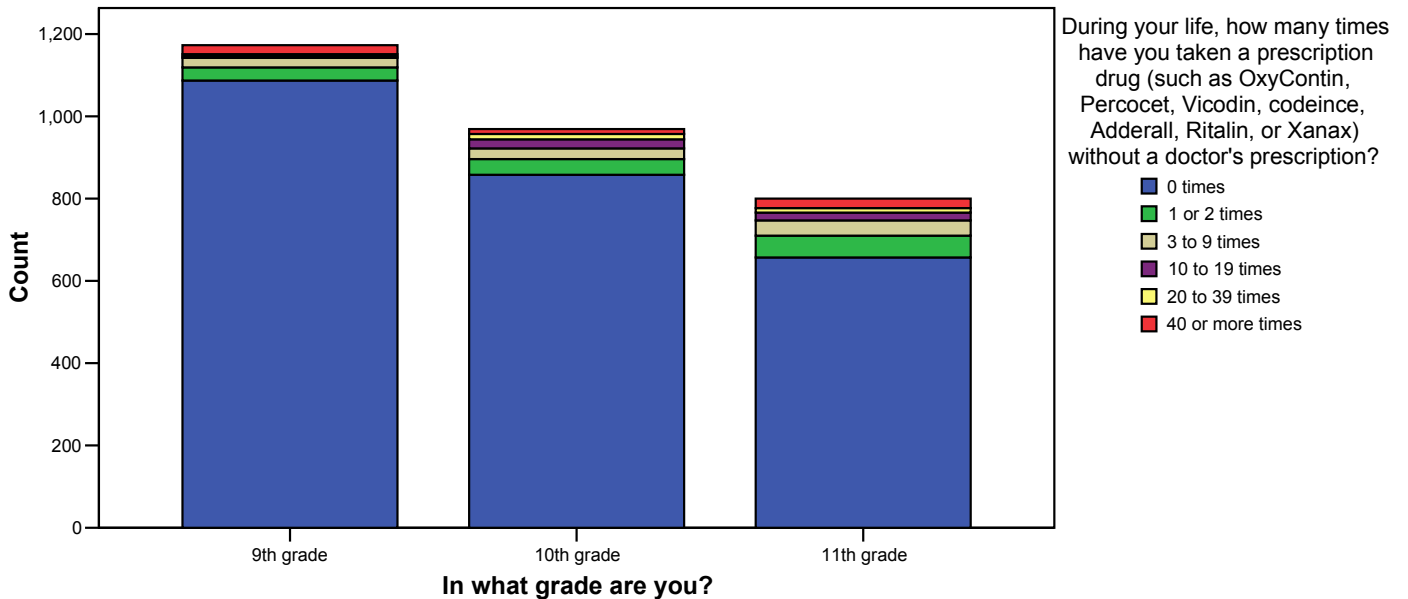
Q57. During your life, how many times have you taken steroid pills or shots without a doctor's prescription?



		What is your sex?		In what grade are you?			Total
		Female	Male	9th grade	10th grade	11th grade	
During your life, how many times have you taken steroid pills or shots without a doctor's prescription?	0 times	1427	1363	1129	907	754	2790
	1 or 2 times	16	27	14	15	14	43
	3 to 9 times	10	27	10	15	12	37
	10 to 19 times	5	16	3	11	7	21
	20 to 39 times	9	11	7	7	6	20
	40 or more times	7	34	12	18	11	41
Total		1474	1478	1175	973	804	2952

		What is your sex?		In what grade are you?			Total
		Female	Male	9th grade	10th grade	11th grade	Col %
		Col %	Col %	Col %	Col %	Col %	
During your life, how many times have you taken steroid pills or shots without a doctor's prescription?	0 times	96.8%	92.2%	96.1%	93.2%	93.8%	94.5%
	1 or 2 times	1.1%	1.8%	1.2%	1.5%	1.7%	1.5%
	3 to 9 times	.7%	1.8%	.9%	1.5%	1.5%	1.3%
	10 to 19 times	.3%	1.1%	.3%	1.1%	.9%	.7%
	20 to 39 times	.6%	.7%	.6%	.7%	.7%	.7%
	40 or more times	.5%	2.3%	1.0%	1.8%	1.4%	1.4%
Total		100.0%	100.0%	100.0%	100.0%	100.0%	100.0%

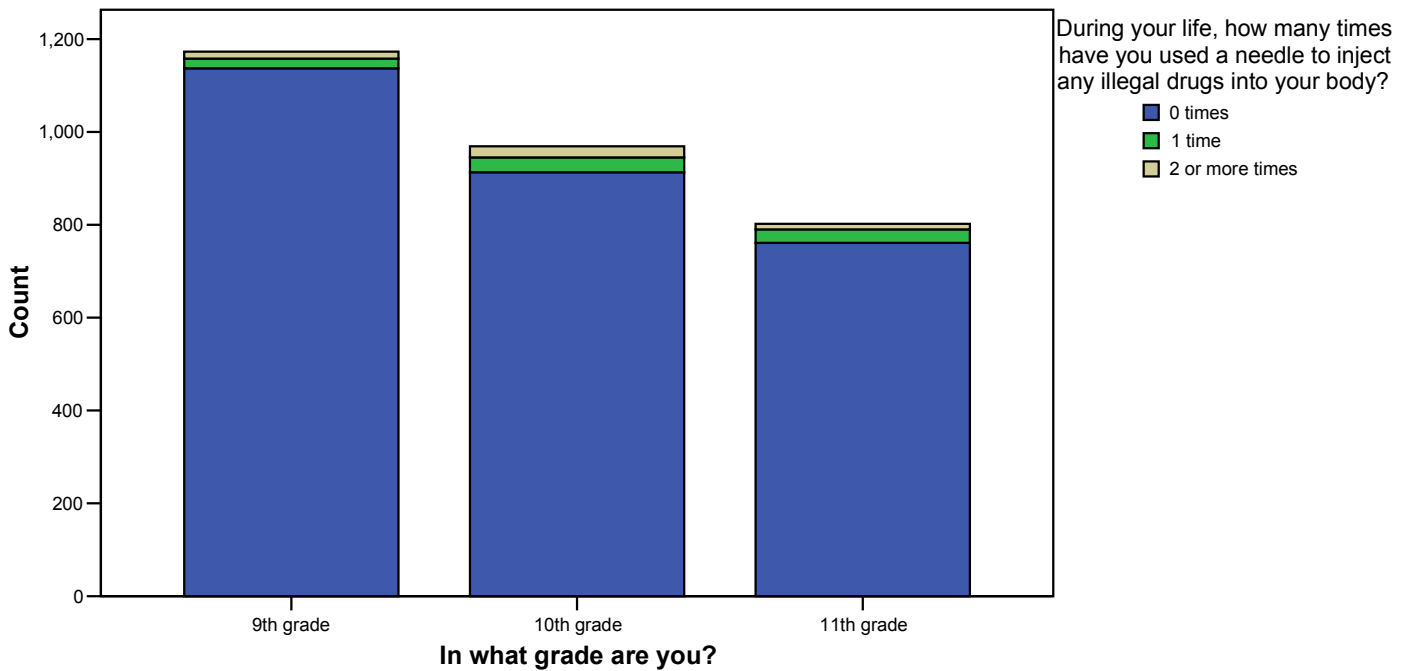
Q58. During your life, how many times have you taken a prescription drug (such as OxyContin, Percocet, Vicodin, codeine, Adderall, Ritalin, or Xanax) without a doctor's prescription?



		What is your sex?		In what grade are you?			Total
		Female	Male	9th grade	10th grade	11th grade	
During your life, how many times have you taken a prescription drug (such as OxyContin, Percocet, Vicodin, codeine, Adderall, Ritalin, or Xanax) without a doctor's prescription?	0 times	1322	1280	1087	858	657	2602
	1 or 2 times	60	63	32	38	53	123
	3 to 9 times	42	44	23	26	37	86
	10 to 19 times	20	25	4	22	19	45
	20 to 39 times	11	18	5	13	11	29
	40 or more times	15	42	22	12	23	57
Total		1470	1472	1173	969	800	2942

		What is your sex?		In what grade are you?			Total
		Female	Male	9th grade	10th grade	11th grade	
		Col %	Col %	Col %	Col %	Col %	Col %
During your life, how many times have you taken a prescription drug (such as OxyContin, Percocet, Vicodin, codeine, Adderall, Ritalin, or Xanax) without a doctor's prescription?	0 times	89.9%	87.0%	92.7%	88.5%	82.1%	88.4%
	1 or 2 times	4.1%	4.3%	2.7%	3.9%	6.6%	4.2%
	3 to 9 times	2.9%	3.0%	2.0%	2.7%	4.6%	2.9%
	10 to 19 times	1.4%	1.7%	.3%	2.3%	2.4%	1.5%
	20 to 39 times	.7%	1.2%	.4%	1.3%	1.4%	1.0%
	40 or more times	1.0%	2.9%	1.9%	1.2%	2.9%	1.9%
Total		100.0%	100.0%	100.0%	100.0%	100.0%	100.0%

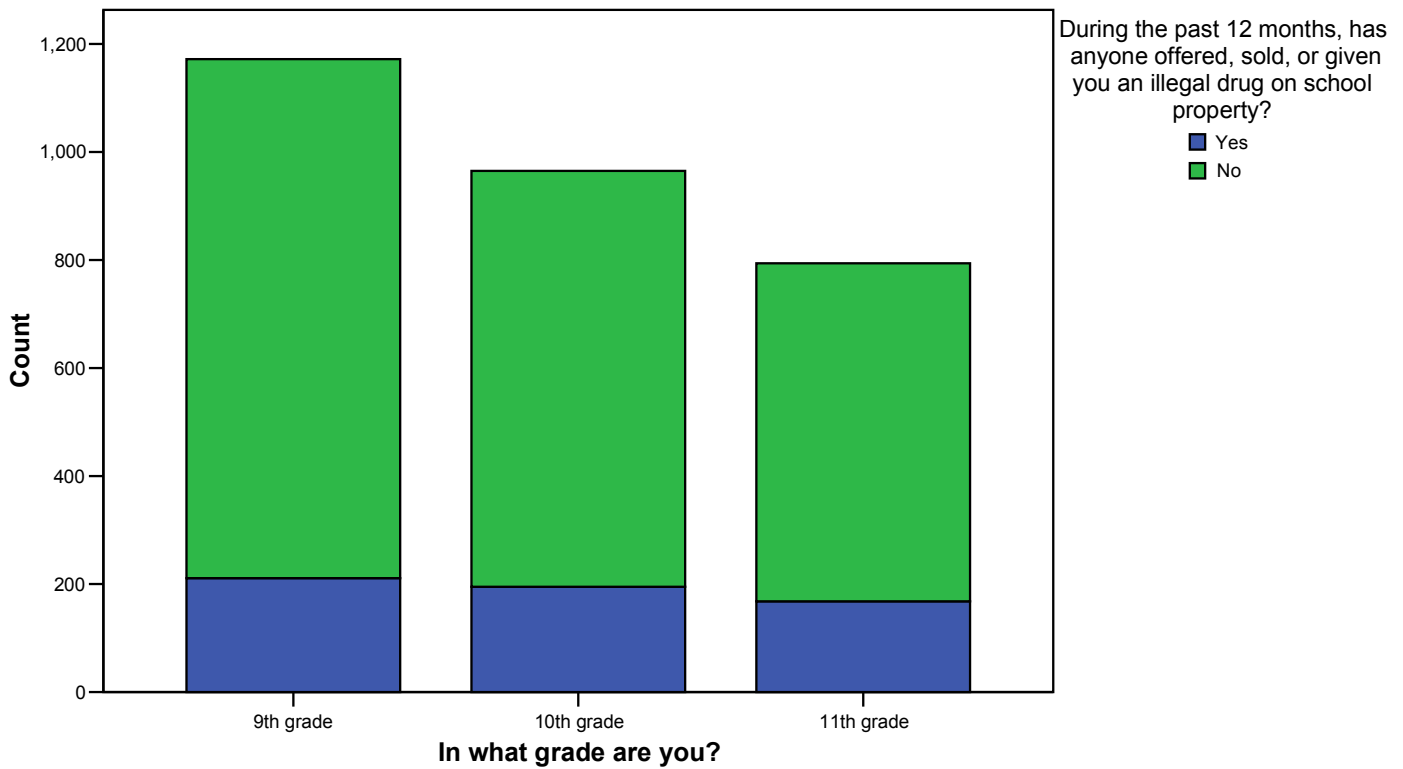
Q59. During your life, how many times have you used a needle to inject any illegal drugs into your body?



		What is your sex?		In what grade are you?			Total
		Female	Male	9th grade	10th grade	11th grade	
		During your life, how many times have you used a needle to inject any illegal drugs into your body?	0 times	1436	1375	1137	
	1 time	23	59	21	32	29	82
	2 or more times	13	38	15	24	12	51
	Total	1472	1472	1173	969	802	2944

		What is your sex?		In what grade are you?			Total
		Female	Male	9th grade	10th grade	11th grade	Col %
		Col %	Col %	Col %	Col %	Col %	
During your life, how many times have you used a needle to inject any illegal drugs into your body?	0 times	97.6%	93.4%	96.9%	94.2%	94.9%	95.5%
	1 time	1.6%	4.0%	1.8%	3.3%	3.6%	2.8%
	2 or more times	.9%	2.6%	1.3%	2.5%	1.5%	1.7%
	Total	100.0%	100.0%	100.0%	100.0%	100.0%	100.0%

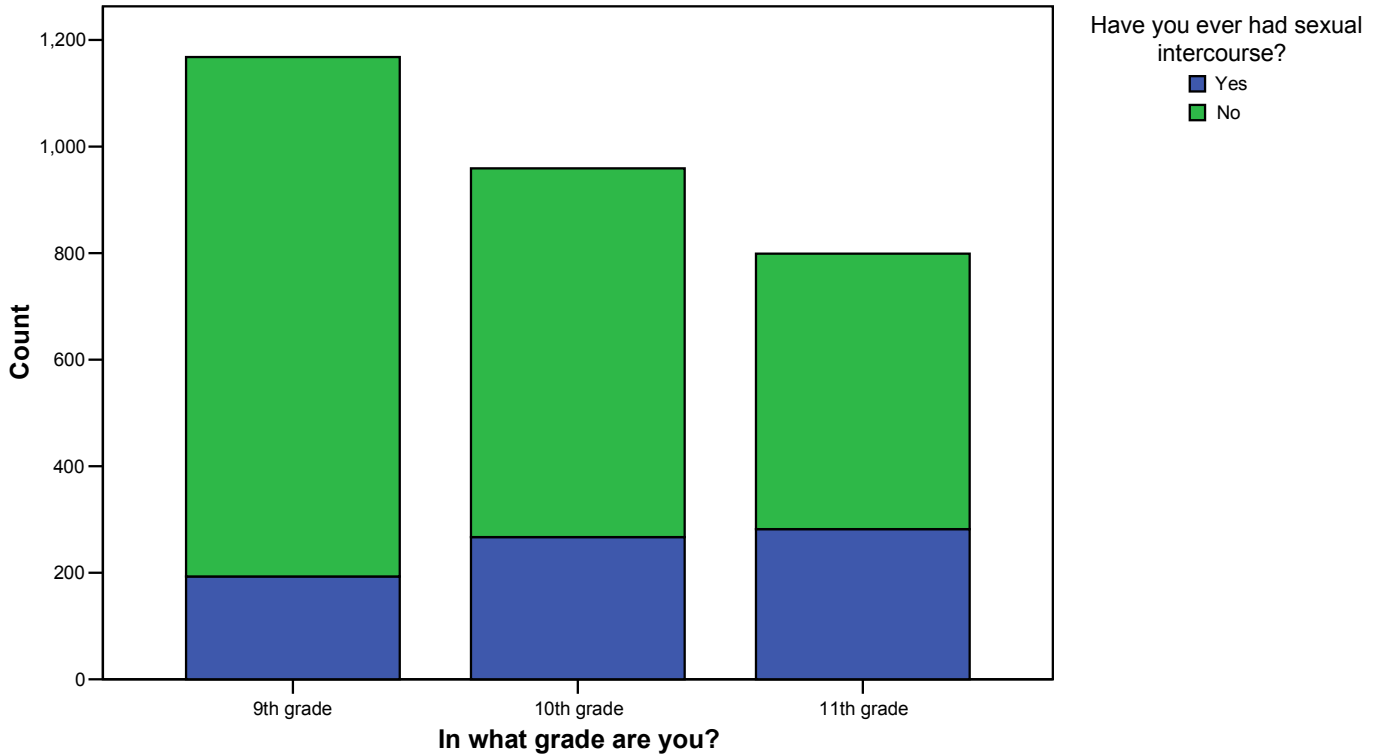
Q60. During the past 12 months, has anyone offered, sold, or given you an illegal drug on school property?



		What is your sex?		In what grade are you?			Total
		Female	Male	9th grade	10th grade	11th grade	
During the past 12 months, has anyone offered, sold, or given you an illegal drug on school property?	Yes	240	334	211	195	168	574
	No	1223	1134	961	770	626	2357
Total		1463	1468	1172	965	794	2931

		What is your sex?		In what grade are you?			Total
		Female	Male	9th grade	10th grade	11th grade	Col %
		Col %	Col %	Col %	Col %	Col %	
During the past 12 months, has anyone offered, sold, or given you an illegal drug on school property?	Yes	16.4%	22.8%	18.0%	20.2%	21.2%	19.6%
	No	83.6%	77.2%	82.0%	79.8%	78.8%	80.4%
Total		100.0%	100.0%	100.0%	100.0%	100.0%	100.0%

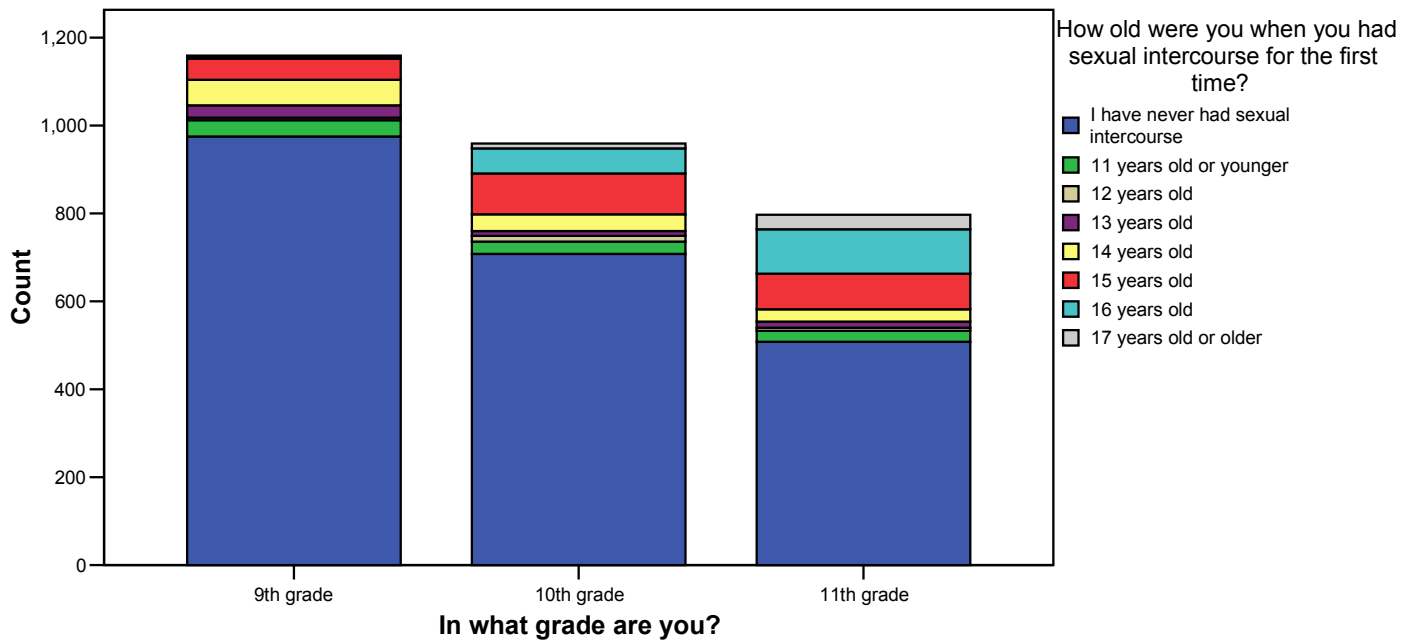
Q61. Have you ever had sexual intercourse?



		What is your sex?		In what grade are you?			Total
		Female	Male	9th grade	10th grade	11th grade	
Have you ever had sexual intercourse?	Yes	343	399	193	267	282	742
	No	1119	1065	975	692	517	2184
Total		1462	1464	1168	959	799	2926

		What is your sex?		In what grade are you?			Total
		Female	Male	9th grade	10th grade	11th grade	Col %
		Col %	Col %	Col %	Col %	Col %	
Have you ever had sexual intercourse?	Yes	23.5%	27.3%	16.5%	27.8%	35.3%	25.4%
	No	76.5%	72.7%	83.5%	72.2%	64.7%	74.6%
Total		100.0%	100.0%	100.0%	100.0%	100.0%	100.0%

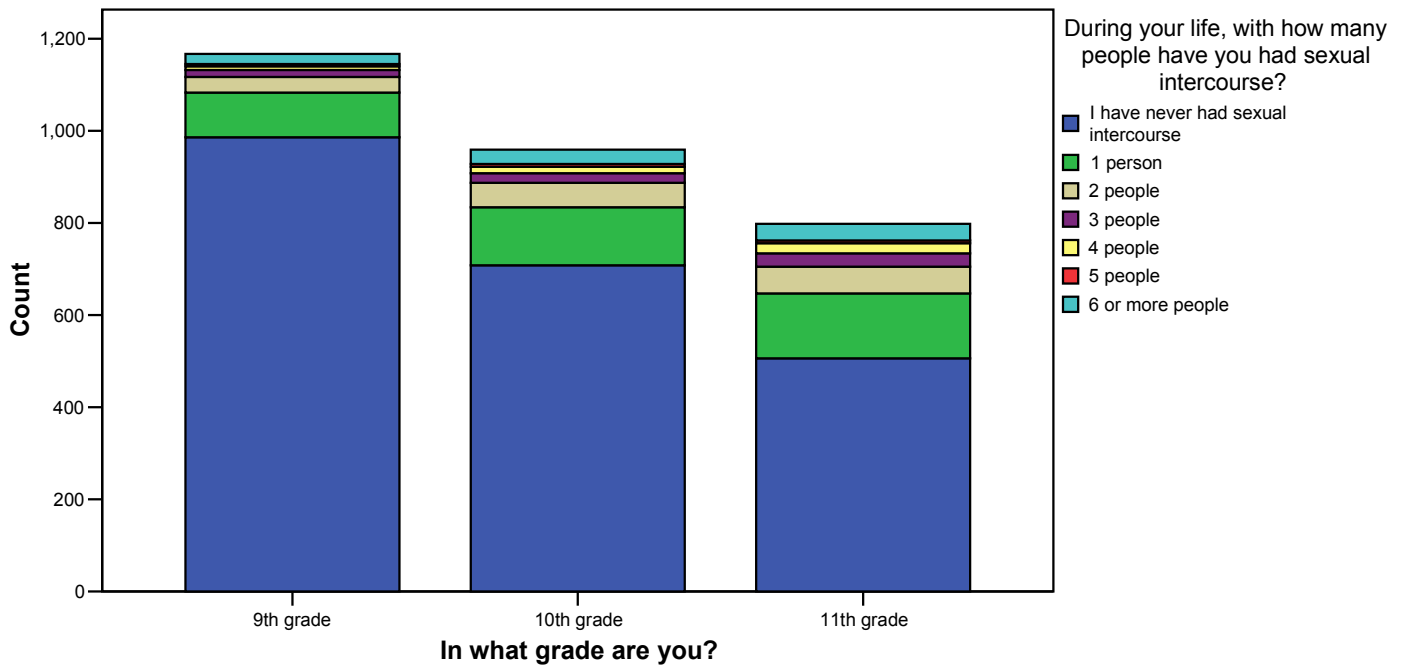
Q62. How old were you when you had sexual intercourse for the first time?



		What is your sex?		In what grade are you?			Total
		Female	Male	9th grade	10 grade	11th grade	
How old were you when you had sexual intercourse for the first time?	I have never had sexual intercourse	1113	1078	975	708	508	2191
	11 years old or younger	24	66	37	28	25	90
	12 years old	12	14	6	13	7	26
	13 years old	28	25	28	11	14	53
	14 years old	60	64	58	38	28	124
	15 years old	123	99	48	93	81	222
	16 years old	80	80	2	57	101	160
	17 years old or older	21	28	5	11	33	49
Total		1461	1454	1159	959	797	2915

		What is your sex?		In what grade are you?			Total
		Female	Male	9th grade	10 grade	11th grade	
		Col %	Col %	Col %	Col %	Col %	Col %
How old were you when you had sexual intercourse for the first time?	I have never had sexual intercourse	76.2%	74.1%	84.1%	73.8%	63.7%	75.2%
	11 years old or younger	1.6%	4.5%	3.2%	2.9%	3.1%	3.1%
	12 years old	.8%	1.0%	.5%	1.4%	.9%	.9%
	13 years old	1.9%	1.7%	2.4%	1.1%	1.8%	1.8%
	14 years old	4.1%	4.4%	5.0%	4.0%	3.5%	4.3%
	15 years old	8.4%	6.8%	4.1%	9.7%	10.2%	7.6%
	16 years old	5.5%	5.5%	.2%	5.9%	12.7%	5.5%
	17 years old or older	1.4%	1.9%	.4%	1.1%	4.1%	1.7%
Total		100.0%	100.0%	100.0%	100.0%	100.0%	100.0%

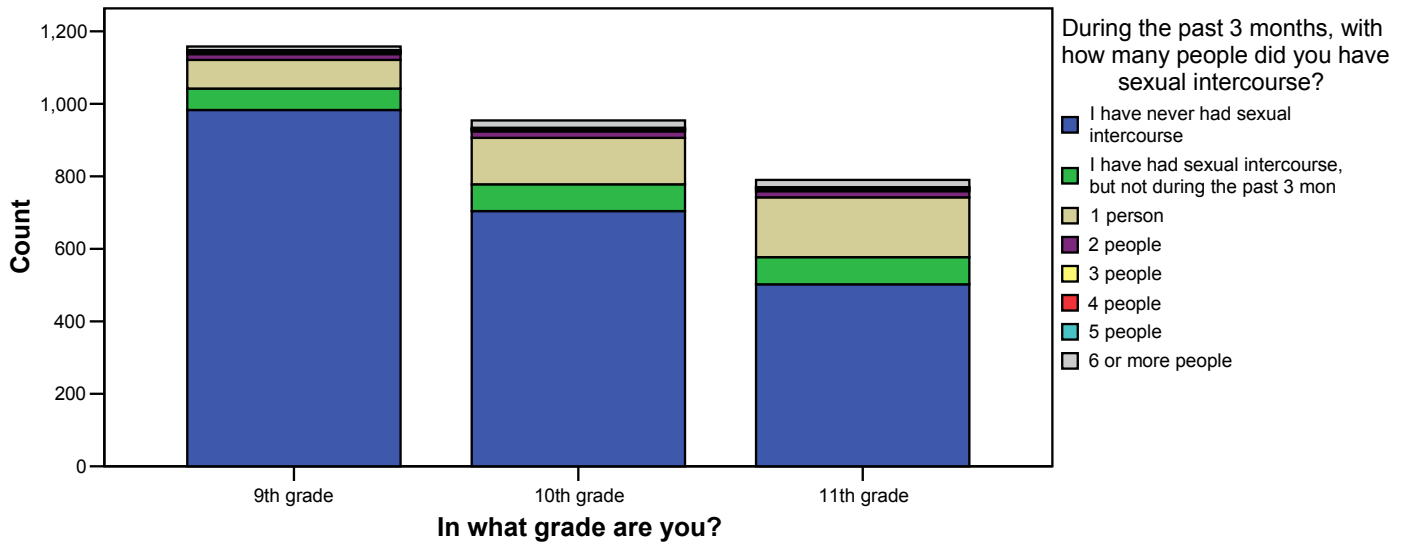
Q63. During your life, with how many people have you had sexual intercourse?



		What is your sex?		In what grade are you?			Total
		Female	Male	9th grade	10th grade	11th grade	
During your life, with how many people have you had sexual intercourse?	I have never had sexual intercourse	1118	1082	986	708	506	2200
	1 person	179	185	97	126	141	364
	2 people	80	65	34	53	58	145
	3 people	29	36	15	21	29	65
	4 people	20	24	8	14	22	44
	5 people	7	10	5	6	6	17
	6 or more people	28	61	22	31	36	89
Total	1461	1463	1167	959	798	2924	

		What is your sex?		In what grade are you?			Total
		Female	Male	9th grade	10th grade	11th grade	Col %
		Col %	Col %	Col %	Col %	Col %	
During your life, with how many people have you had sexual intercourse?	I have never had sexual intercourse	76.5%	74.0%	84.5%	73.8%	63.4%	75.2%
	1 person	12.3%	12.6%	8.3%	13.1%	17.7%	12.4%
	2 people	5.5%	4.4%	2.9%	5.5%	7.3%	5.0%
	3 people	2.0%	2.5%	1.3%	2.2%	3.6%	2.2%
	4 people	1.4%	1.6%	.7%	1.5%	2.8%	1.5%
	5 people	.5%	.7%	.4%	.6%	.8%	.6%
	6 or more people	1.9%	4.2%	1.9%	3.2%	4.5%	3.0%
Total	100.0%	100.0%	100.0%	100.0%	100.0%	100.0%	

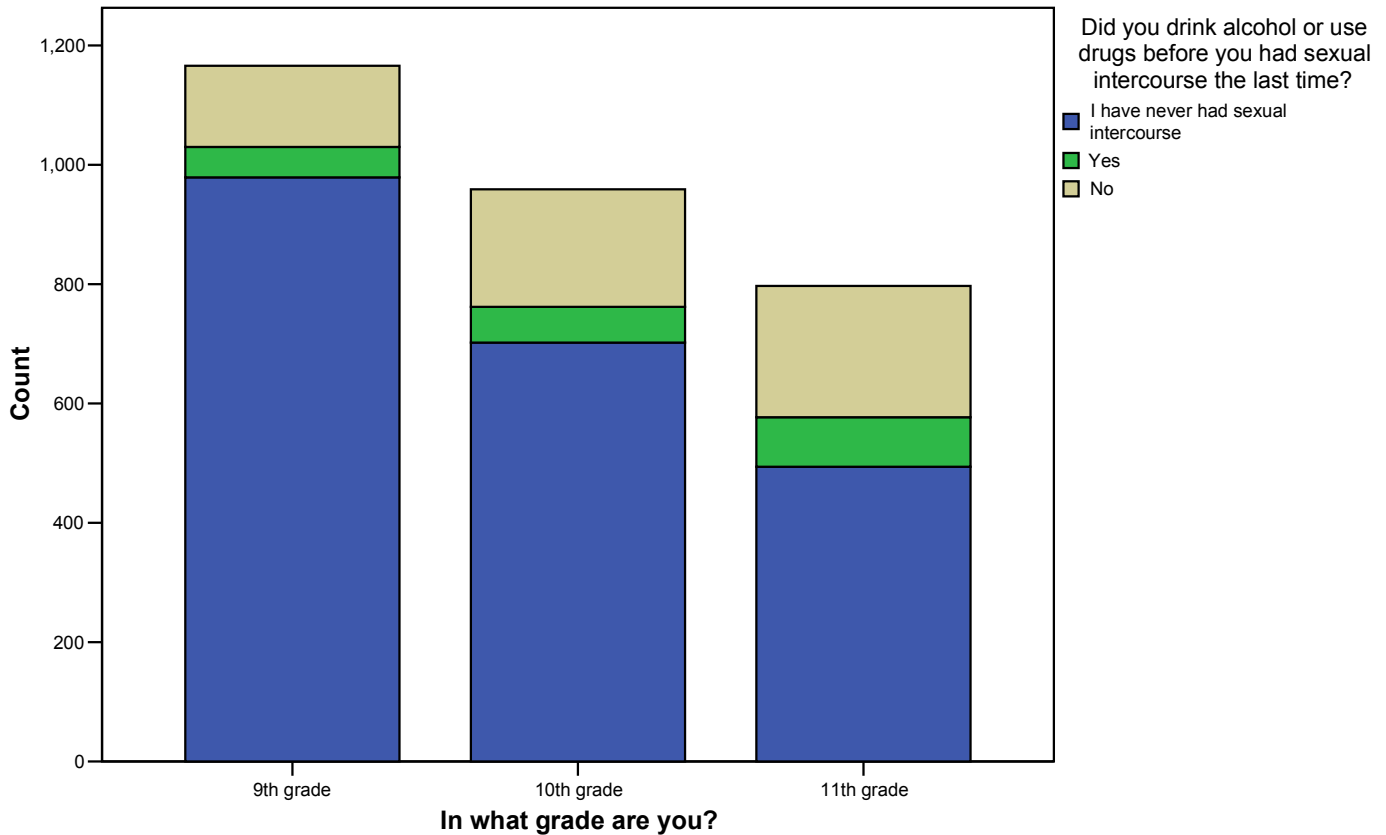
Q64. During the past 3 months, with how many people did you have sexual intercourse?



		What is your sex?		In what grade are you?			Total
		Female	Male	9th grade	10th grade	11th grade	
During the past 3 months, with how many people did you have sexual intercourse?	I have never had sexual intercourse	1111	1078	983	704	502	2189
	I have had sexual intercourse, but not during the past 3 mon	83	125	59	74	75	208
	1 person	211	161	79	128	165	372
	2 people	29	22	16	18	17	51
	3 people	6	8	5	5	4	14
	4 people	2	6	2	1	5	8
	5 people	2	8	4	4	2	10
	6 or more people	12	38	10	20	20	50
Total	1456	1446	1158	954	790	2902	

		What is your sex?		In what grade are you?			Total
		Female	Male	9th grade	10 grade	11th grade	Col %
		Col %	Col %	Col %	Col %	Col %	
During the past 3 months, with how many people did you have sexual intercourse?	I have never had sexual intercourse	76.3%	74.6%	84.9%	73.8%	63.5%	75.4%
	I have had sexual intercourse, but not during the past 3 mon	5.7%	8.6%	5.1%	7.8%	9.5%	7.2%
	1 person	14.5%	11.1%	6.8%	13.4%	20.9%	12.8%
	2 people	2.0%	1.5%	1.4%	1.9%	2.2%	1.8%
	3 people	.4%	.6%	.4%	.5%	.5%	.5%
	4 people	.1%	.4%	.2%	.1%	.6%	.3%
	5 people	.1%	.6%	.3%	.4%	.3%	.3%
	6 or more people	.8%	2.6%	.9%	2.1%	2.5%	1.7%
Total	100.0%	100.0%	100.0%	100.0%	100.0%	100.0%	

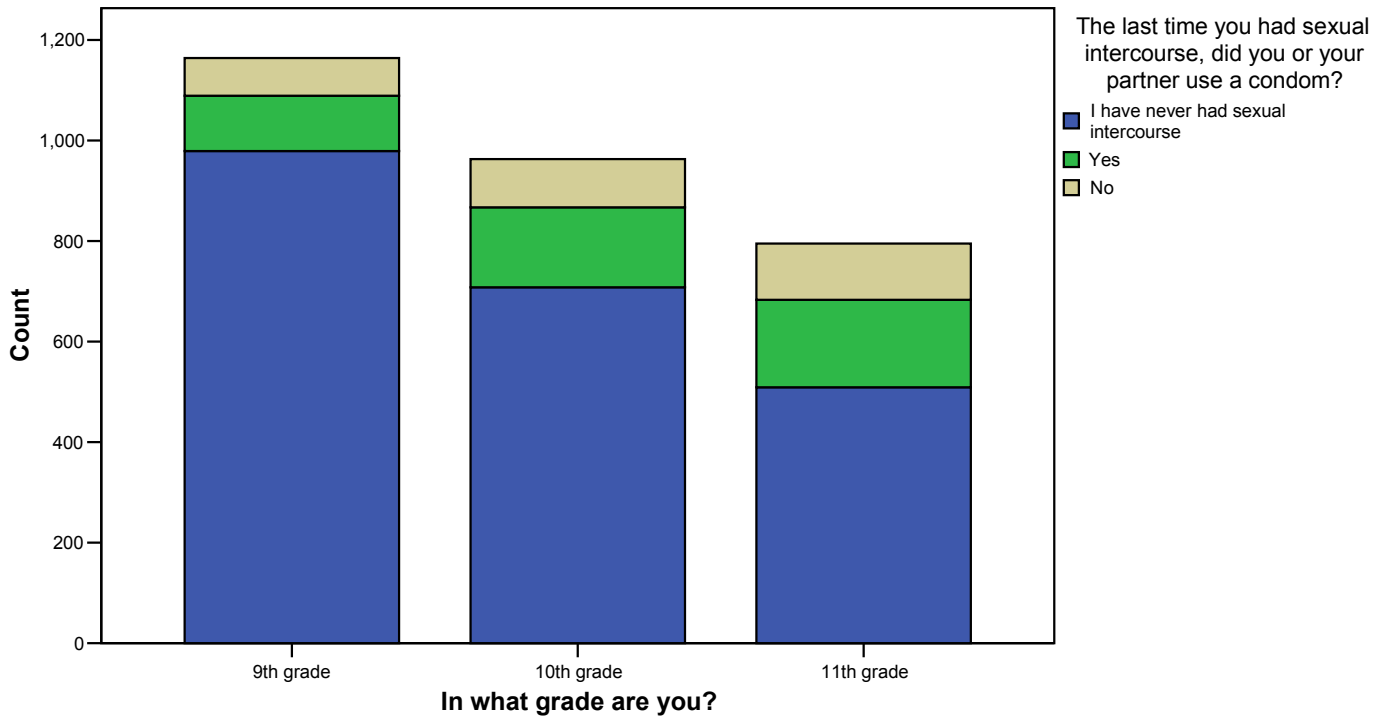
Q65. Did you drink alcohol or use drugs before you had sexual intercourse the last time?



		What is your sex?		In what grade are you?			Total
		Female	Male	9th grade	10th grade	11th grade	
Did you drink alcohol or use drugs before you had sexual intercourse the last time?	I have never had sexual intercourse	1110	1065	979	702	494	2175
	Yes	75	119	51	60	83	194
	No	276	277	136	197	220	553
Total		1461	1461	1166	959	797	2922

		What is your sex?		In what grade are you?			Total
		Female	Male	9th grade	10th grade	11th grade	Col %
		Col %	Col %	Col %	Col %	Col %	
Did you drink alcohol or use drugs before you had sexual intercourse the last time?	I have never had sexual intercourse	76.0%	72.9%	84.0%	73.2%	62.0%	74.4%
	Yes	5.1%	8.1%	4.4%	6.3%	10.4%	6.6%
	No	18.9%	19.0%	11.7%	20.5%	27.6%	18.9%
Total		100.0%	100.0%	100.0%	100.0%	100.0%	100.0%

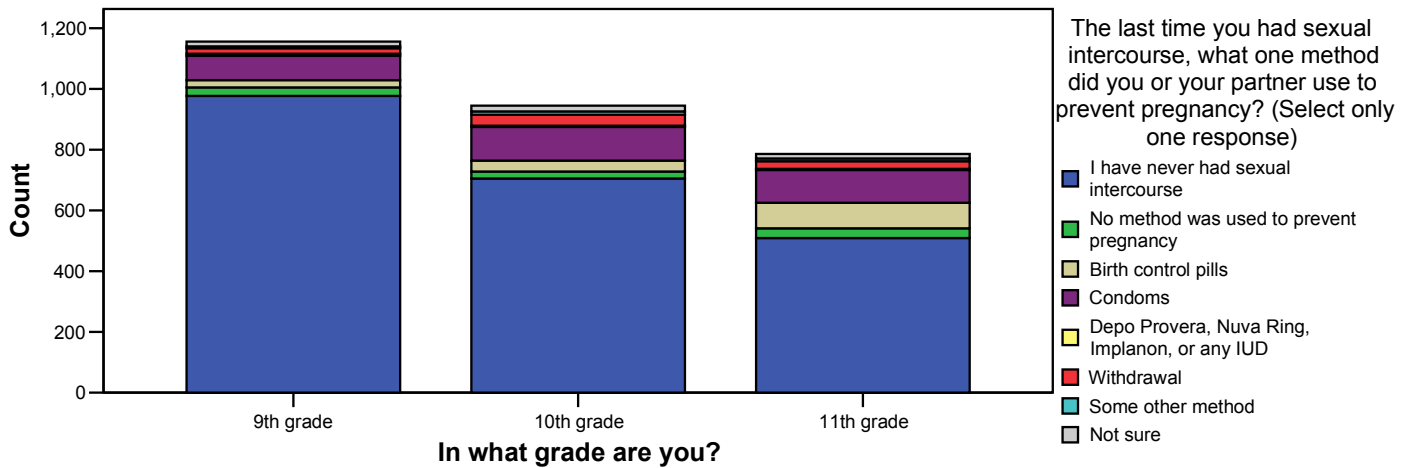
Q66. The last time you had sexual intercourse, did you or your partner use a condom?



		What is your sex?		In what grade are you?			Total
		Female	Male	9th grade	10th grade	11th grade	
The last time you had sexual intercourse, did you or your partner use a condom?	I have never had sexual intercourse	1116	1080	979	708	509	2196
	Yes	216	227	110	159	174	443
	No	133	150	75	96	112	283
Total		1465	1457	1164	963	795	2922

		What is your sex?		In what grade are you?			Total
		Female	Male	9th grade	10th grade	11th grade	Col %
		Col %	Col %	Col %	Col %	Col %	
The last time you had sexual intercourse, did you or your partner use a condom?	I have never had sexual intercourse	76.2%	74.1%	84.1%	73.5%	64.0%	75.2%
	Yes	14.7%	15.6%	9.5%	16.5%	21.9%	15.2%
	No	9.1%	10.3%	6.4%	10.0%	14.1%	9.7%
Total		100.0%	100.0%	100.0%	100.0%	100.0%	100.0%

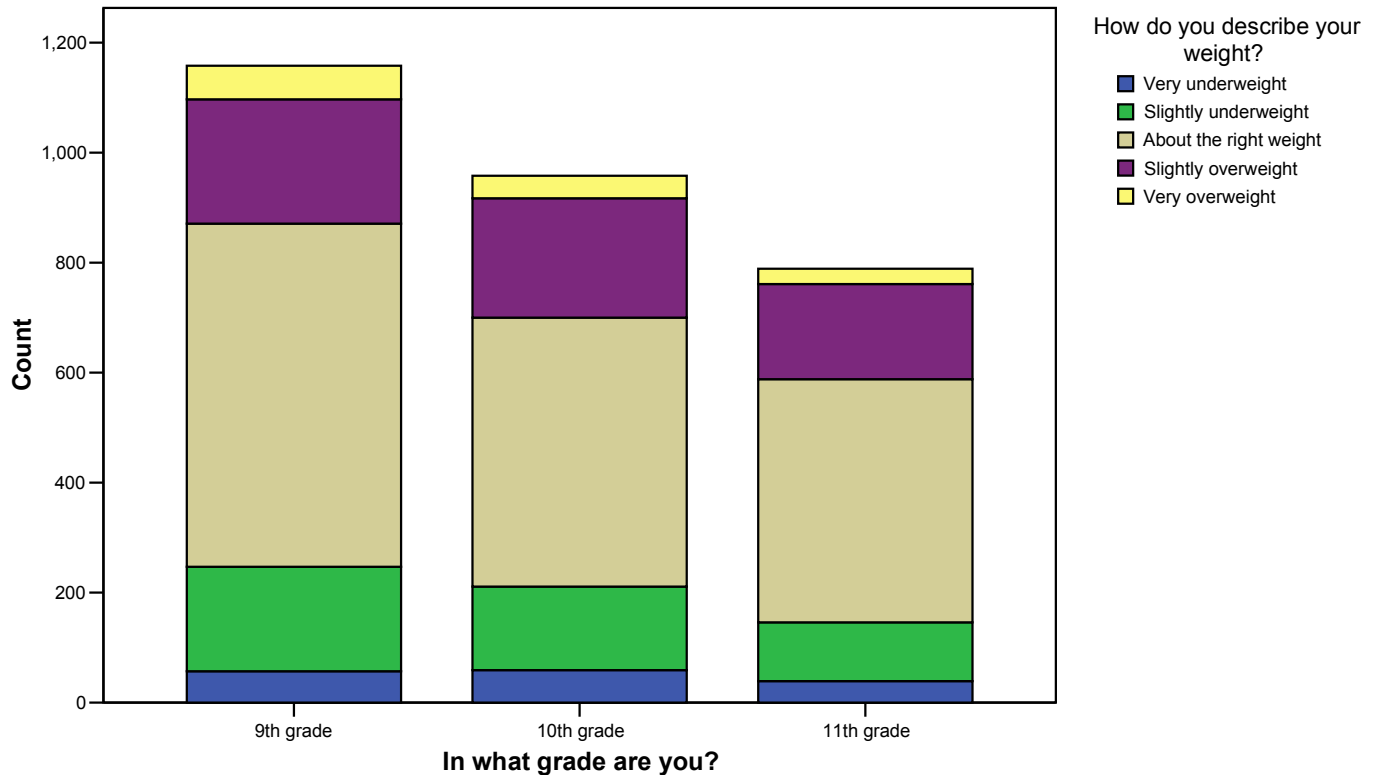
Q67. The last time you had sexual intercourse, what one method did you or your partner use to prevent pregnancy? (Select only one response.)



		What is your sex?		In what grade are you?			Total
		Female	Male	9th grade	10th grade	11th grade	
		The last time you had sexual intercourse, what one method did you or your partner use to prevent pregnancy? (Select only one response)	I have never had sexual intercourse	1116	1075	977	
	No method was used to prevent pregnancy	27	56	28	23	32	83
	Birth control pills	88	56	24	36	84	144
	Condoms	146	153	80	111	108	299
	Depo Provera, Nuva Ring, Implanon, or any IUD	8	7	7	4	4	15
	Withdrawal	42	37	18	36	25	79
	Some other method	11	15	6	11	9	26
	Not sure	13	37	16	19	15	50
Total		1451	1436	1156	945	786	2887

		What is your sex?		In what grade are you?			Total
		Female	Male	9th grade	10th grade	11th grade	
		Col %	Col %	Col %	Col %	Col %	
The last time you had sexual intercourse, what one method did you or your partner use to prevent pregnancy? (Select only one response)	I have never had sexual intercourse	76.9%	74.9%	84.5%	74.6%	64.8%	75.9%
	No method was used to prevent pregnancy	1.9%	3.9%	2.4%	2.4%	4.1%	2.9%
	Birth control pills	6.1%	3.9%	2.1%	3.8%	10.7%	5.0%
	Condoms	10.1%	10.7%	6.9%	11.7%	13.7%	10.4%
	Depo Provera, Nuva Ring, Implanon, or any IUD	.6%	.5%	.6%	.4%	.5%	.5%
	Withdrawal	2.9%	2.6%	1.6%	3.8%	3.2%	2.7%
	Some other method	.8%	1.0%	.5%	1.2%	1.1%	.9%
	Not sure	.9%	2.6%	1.4%	2.0%	1.9%	1.7%
Total		100.0%	100.0%	100.0%	100.0%	100.0%	100.0%

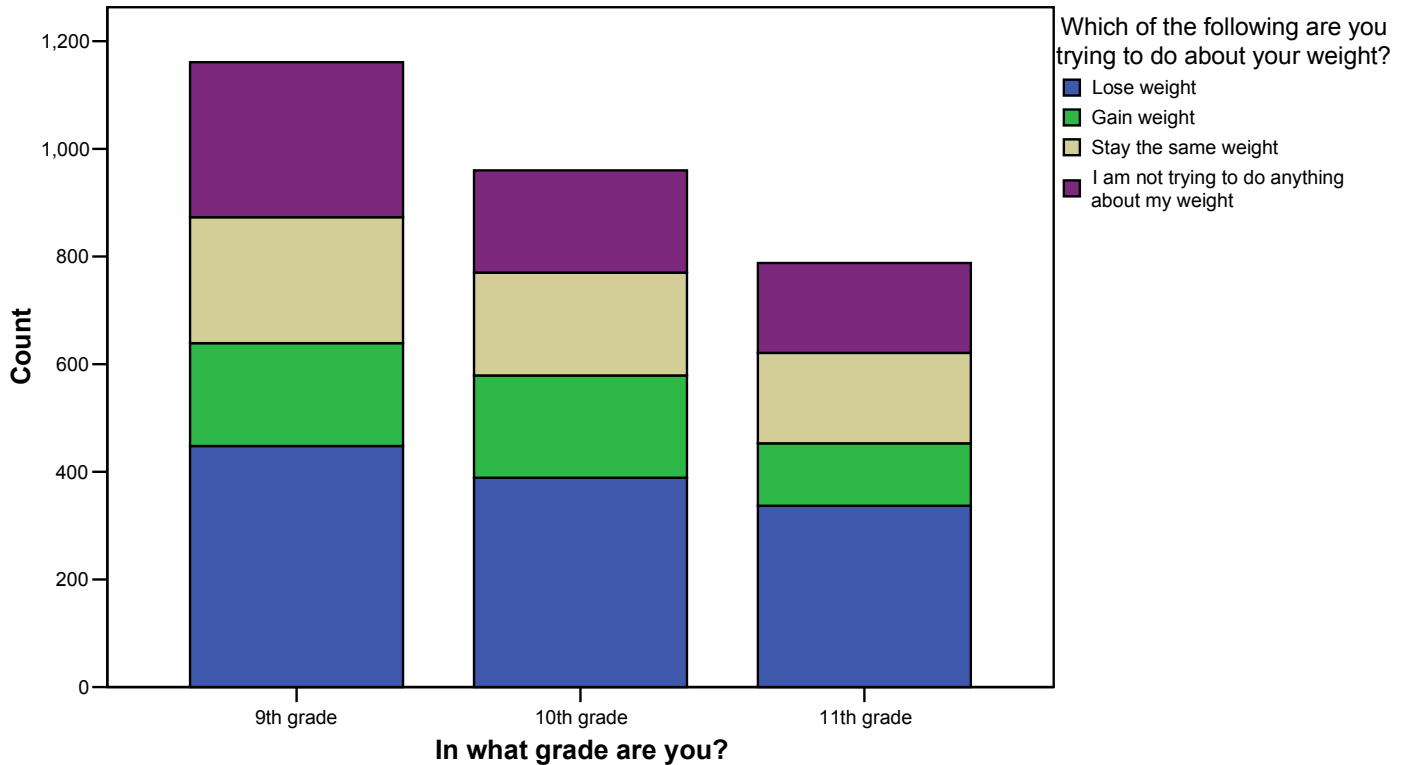
Q68. How do you describe your weight?



		What is your sex?		In what grade are you?			Total
		Female	Male	9th grade	10 grade	11th grade	
How do you describe your weight?	Very underweight	53	102	57	59	39	155
	Slightly underweight	157	292	190	152	107	449
	About the right weight	804	751	624	489	442	1555
	Slightly overweight	365	251	226	217	173	616
	Very overweight	72	58	61	41	28	130
Total		1451	1454	1158	958	789	2905

		What is your sex?		In what grade are you?			Total
		Female	Male	9th grade	10 grade	11th grade	Col %
		Col %	Col %	Col %	Col %	Col %	
How do you describe your weight?	Very underweight	3.7%	7.0%	4.9%	6.2%	4.9%	5.3%
	Slightly underweight	10.8%	20.1%	16.4%	15.9%	13.6%	15.5%
	About the right weight	55.4%	51.7%	53.9%	51.0%	56.0%	53.5%
	Slightly overweight	25.2%	17.3%	19.5%	22.7%	21.9%	21.2%
	Very overweight	5.0%	4.0%	5.3%	4.3%	3.5%	4.5%
Total		100.0%	100.0%	100.0%	100.0%	100.0%	100.0%

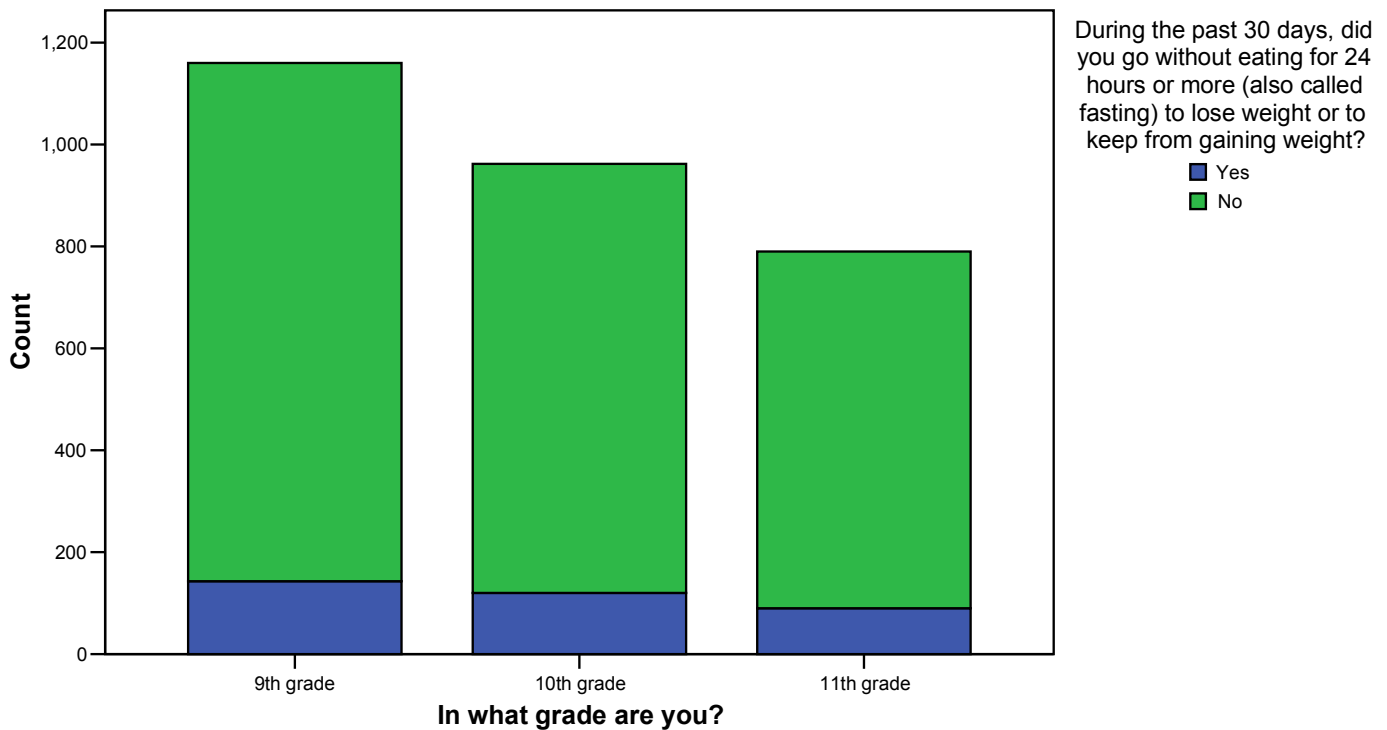
Q69. Which of the following are you trying to do about your weight?



		What is your sex?		In what grade are you?			Total
		Female	Male	9th grade	10th grade	11th grade	
Which of the following are you trying to do about your weight?	Lose weight	798	376	448	389	337	1174
	Gain weight	77	420	191	190	116	497
	Stay the same weight	309	284	234	191	168	593
	I am not trying to do anything about my weight	271	374	288	190	167	645
Total		1455	1454	1161	960	788	2909

		What is your sex?		In what grade are you?			Total
		Female	Male	9th grade	10th grade	11th grade	Col %
		Col %	Col %	Col %	Col %	Col %	
Which of the following are you trying to do about your weight?	Lose weight	54.8%	25.9%	38.6%	40.5%	42.8%	40.4%
	Gain weight	5.3%	28.9%	16.5%	19.8%	14.7%	17.1%
	Stay the same weight	21.2%	19.5%	20.2%	19.9%	21.3%	20.4%
	I am not trying to do anything about my weight	18.6%	25.7%	24.8%	19.8%	21.2%	22.2%
Total		100.0%	100.0%	100.0%	100.0%	100.0%	100.0%

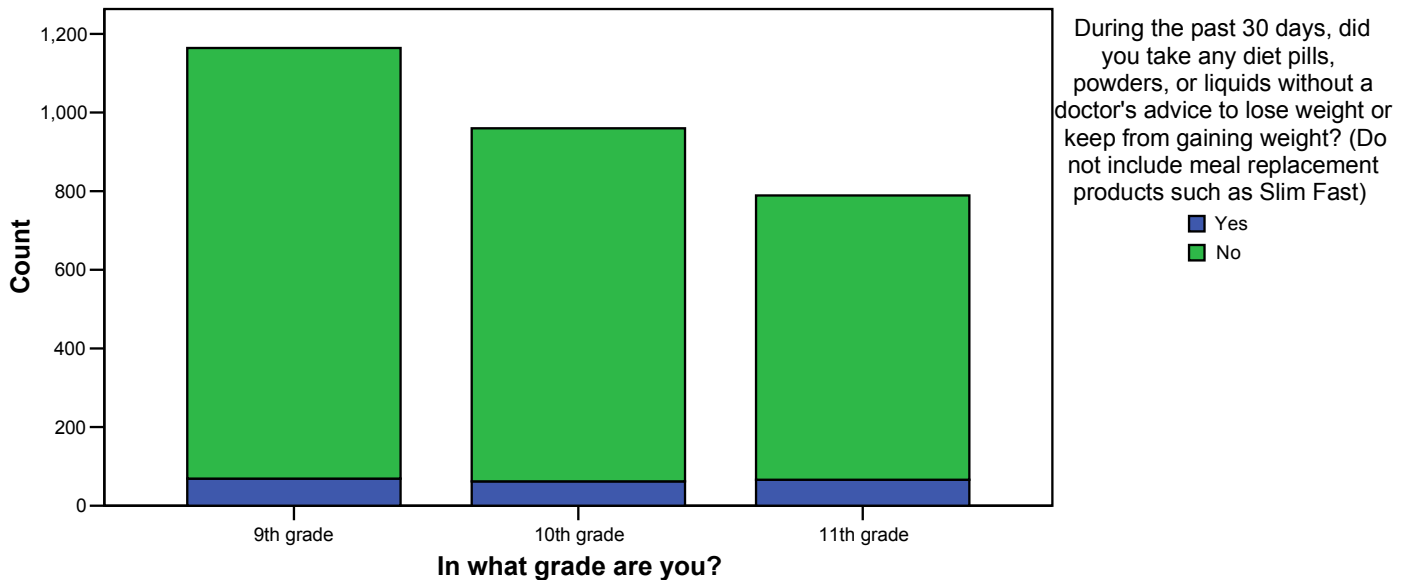
Q70. During the past 30 days, did you go without eating for 24 hours or more (also called fasting) to lose weight or to keep from gaining weight?



		What is your sex?		In what grade are you?			Total
		Female	Male	9th grade	10th grade	11th grade	
		During the past 30 days, did you go without eating for 24 hours or more (also called fasting) to lose weight or to keep from gaining weight?	Yes	218	135	143	
	No	1241	1318	1017	842	700	2559
	Total	1459	1453	1160	962	790	2912

		What is your sex?		In what grade are you?			Total
		Female	Male	9th grade	10th grade	11th grade	
		Col %	Col %	Col %	Col %	Col %	Col %
During the past 30 days, did you go without eating for 24 hours or more (also called fasting) to lose weight or to keep from gaining weight?	Yes	14.9%	9.3%	12.3%	12.5%	11.4%	12.1%
	No	85.1%	90.7%	87.7%	87.5%	88.6%	87.9%
	Total	100.0%	100.0%	100.0%	100.0%	100.0%	100.0%

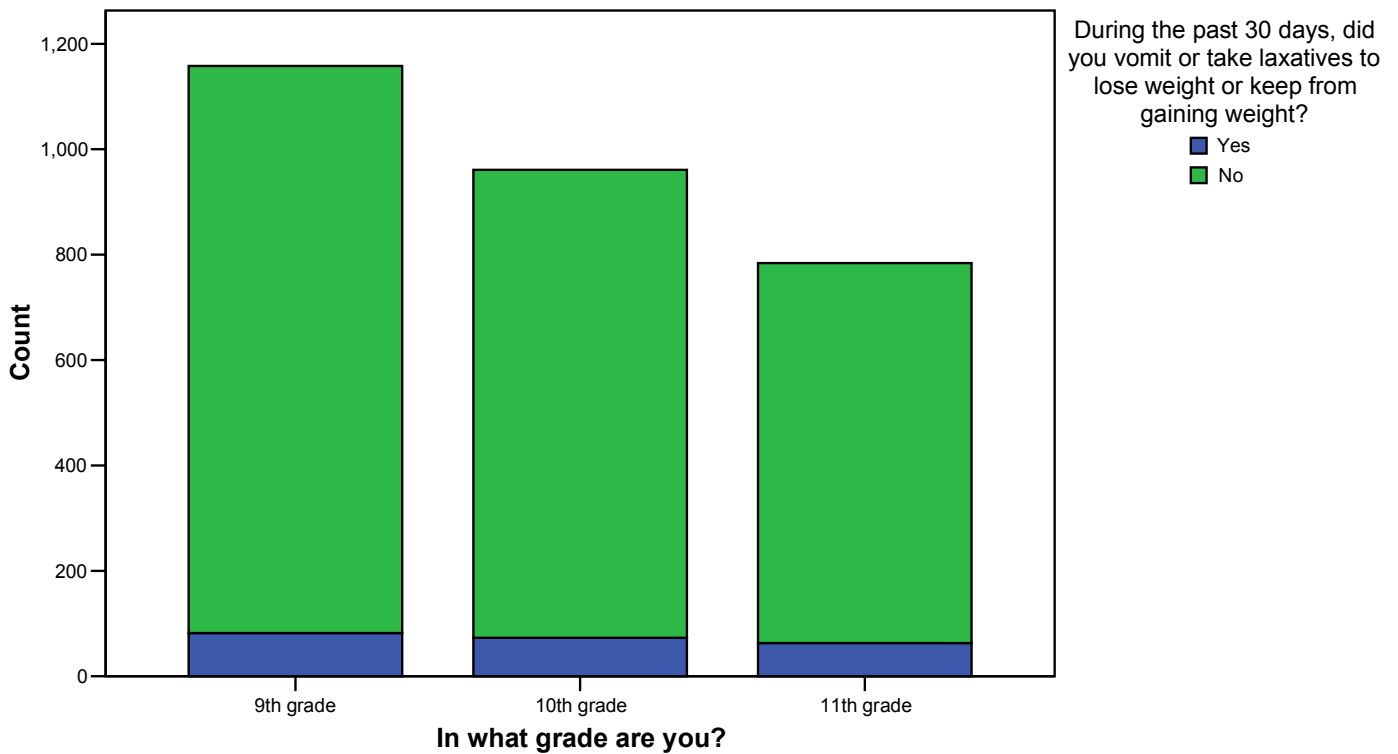
Q71. During the past 30 days, did you take any diet pills, powders, or liquids without a doctor's advice to lose weight or keep from gaining weight? (Do not include meal replacement products such as Slim Fast)



		What is your sex?		In what grade are you?			Total
		Female	Male	9th grade	10th grade	11th grade	
During the past 30 days, did you take any diet pills, powders, or liquids without a doctor's advice to lose weight or keep from gaining weight? (Do not include meal replacement products such as Slim Fast)	Yes	93	104	69	62	66	197
	No	1365	1351	1095	898	723	2716
Total		1458	1455	1164	960	789	2913

		What is your sex?		In what grade are you?			Total
		Female	Male	9th grade	10th grade	11th grade	Col %
		Col %	Col %	Col %	Col %	Col %	
During the past 30 days, did you take any diet pills, powders, or liquids without a doctor's advice to lose weight or keep from gaining weight? (Do not include meal replacement products such as Slim Fast)	Yes	6.4%	7.1%	5.9%	6.5%	8.4%	6.8%
	No	93.6%	92.9%	94.1%	93.5%	91.6%	93.2%
Total		100.0%	100.0%	100.0%	100.0%	100.0%	100.0%

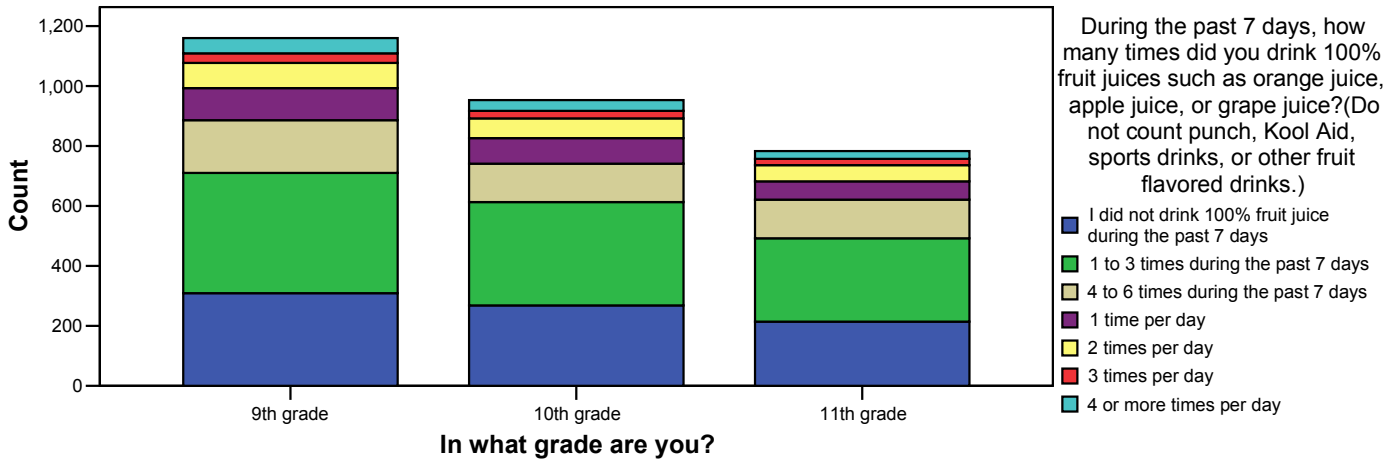
Q72. During the past 30 days, did you vomit or take laxatives to lose weight or keep from gaining weight?



		What is your sex?		In what grade are you?			Total
		Female	Male	9th grade	10th grade	11th grade	
During the past 30 days, did you vomit or take laxatives to lose weight or keep from gaining weight?	Yes	117	101	82	73	63	218
	No	1336	1349	1076	888	721	2685
Total		1453	1450	1158	961	784	2903

		What is your sex?		In what grade are you?			Total
		Female	Male	9th grade	10th grade	11th grade	Col %
		Col %	Col %	Col %	Col %	Col %	
During the past 30 days, did you vomit or take laxatives to lose weight or keep from gaining weight?	Yes	8.1%	7.0%	7.1%	7.6%	8.0%	7.5%
	No	91.9%	93.0%	92.9%	92.4%	92.0%	92.5%
Total		100.0%	100.0%	100.0%	100.0%	100.0%	100.0%

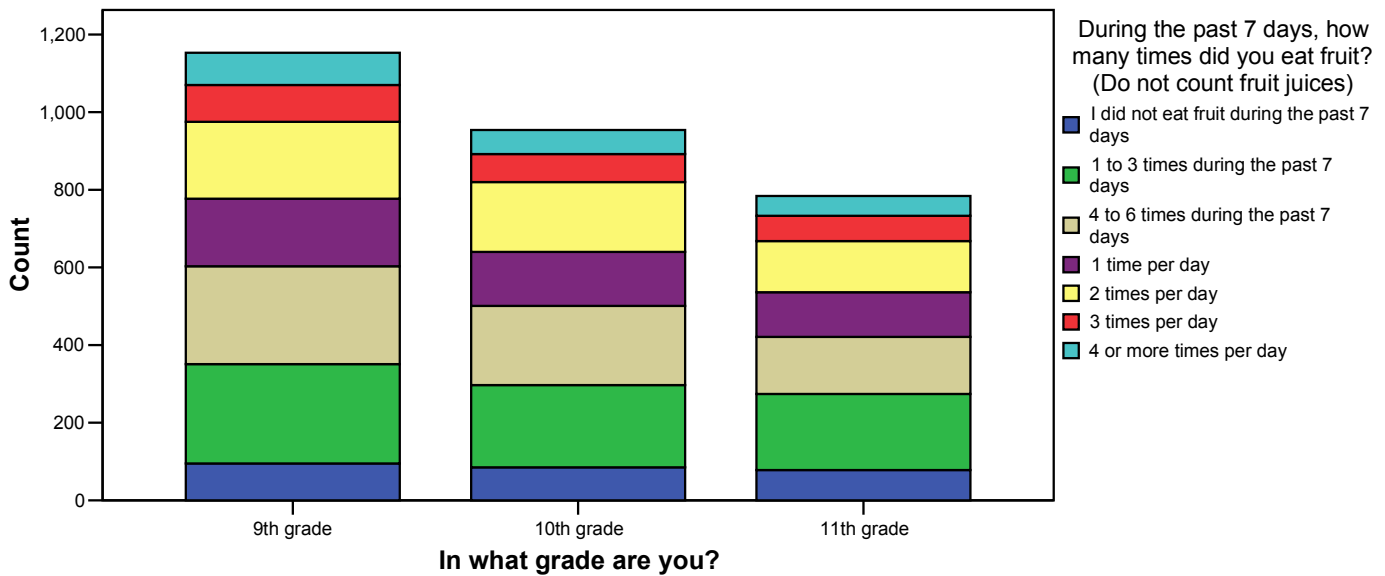
Q73. During the past 7 days, how many times did you drink 100% fruit juices such as orange juice, apple juice, or grape juice? (Do not count punch, Kool Aid, sports drinks, or other fruit flavored drinks.)



		What is your sex?		In what grade are you?			Total
		Female	Male	9th grade	10th grade	11th grade	
During the past 7 days, how many times did you drink 100% fruit juices such as orange juice, apple juice, or grape juice? (Do not count punch, Kool Aid, sports drinks, or other fruit flavored drinks.)	I did not drink 100% fruit juice during the past 7 days	419	372	309	268	214	791
	1 to 3 times during the past 7 days	583	441	401	345	278	1024
	4 to 6 times during the past 7 days	177	256	176	128	129	433
	1 time per day	108	145	107	85	61	253
	2 times per day	89	115	84	66	54	204
	3 times per day	32	46	32	25	21	78
	4 or more times per day	44	69	51	36	26	113
Total		1452	1444	1160	953	783	2896

		What is your sex?		In what grade are you?			Total
		Female	Male	9th grade	10th grade	11th grade	Col %
		Col %	Col %	Col %	Col %	Col %	
During the past 7 days, how many times did you drink 100% fruit juices such as orange juice, apple juice, or grape juice? (Do not count punch, Kool Aid, sports drinks, or other fruit flavored drinks.)	I did not drink 100% fruit juice during the past 7 days	28.9%	25.8%	26.6%	28.1%	27.3%	27.3%
	1 to 3 times during the past 7 days	40.2%	30.5%	34.6%	36.2%	35.5%	35.4%
	4 to 6 times during the past 7 days	12.2%	17.7%	15.2%	13.4%	16.5%	15.0%
	1 time per day	7.4%	10.0%	9.2%	8.9%	7.8%	8.7%
	2 times per day	6.1%	8.0%	7.2%	6.9%	6.9%	7.0%
	3 times per day	2.2%	3.2%	2.8%	2.6%	2.7%	2.7%
	4 or more times per day	3.0%	4.8%	4.4%	3.8%	3.3%	3.9%
Total		100.0%	100.0%	100.0%	100.0%	100.0%	100.0%

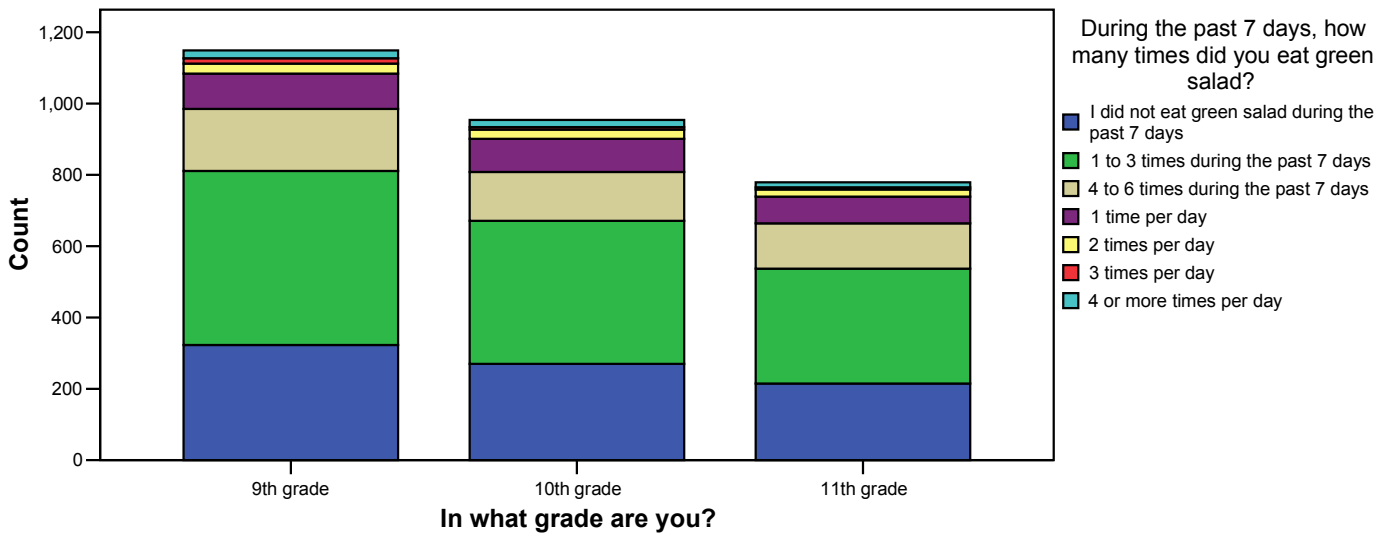
Q74. During the past 7 days, how many times did you eat fruit? (Do not count fruit juices)



		What is your sex?		In what grade are you?			Total
		Female	Male	9th grade	10th grade	11th grade	
During the past 7 days, how many times did you eat fruit? (Do not count fruit juices)	I did not eat fruit during the past 7 days	90	168	95	85	78	258
	1 to 3 times during the past 7 days	310	354	256	212	196	664
	4 to 6 times during the past 7 days	316	287	252	204	147	603
	1 time per day	208	220	174	139	115	428
	2 times per day	286	224	198	180	132	510
	3 times per day	136	96	95	72	65	232
	4 or more times per day	101	95	83	62	51	196
Total		1447	1444	1153	954	784	2891

		What is your sex?		In what grade are you?			Total
		Female	Male	9th grade	10th grade	11th grade	Col %
		Col %	Col %	Col %	Col %	Col %	
During the past 7 days, how many times did you eat fruit? (Do not count fruit juices)	I did not eat fruit during the past 7 days	6.2%	11.6%	8.2%	8.9%	9.9%	8.9%
	1 to 3 times during the past 7 days	21.4%	24.5%	22.2%	22.2%	25.0%	23.0%
	4 to 6 times during the past 7 days	21.8%	19.9%	21.9%	21.4%	18.8%	20.9%
	1 time per day	14.4%	15.2%	15.1%	14.6%	14.7%	14.8%
	2 times per day	19.8%	15.5%	17.2%	18.9%	16.8%	17.6%
	3 times per day	9.4%	6.6%	8.2%	7.5%	8.3%	8.0%
	4 or more times per day	7.0%	6.6%	7.2%	6.5%	6.5%	6.8%
Total	100.0%	100.0%	100.0%	100.0%	100.0%	100.0%	

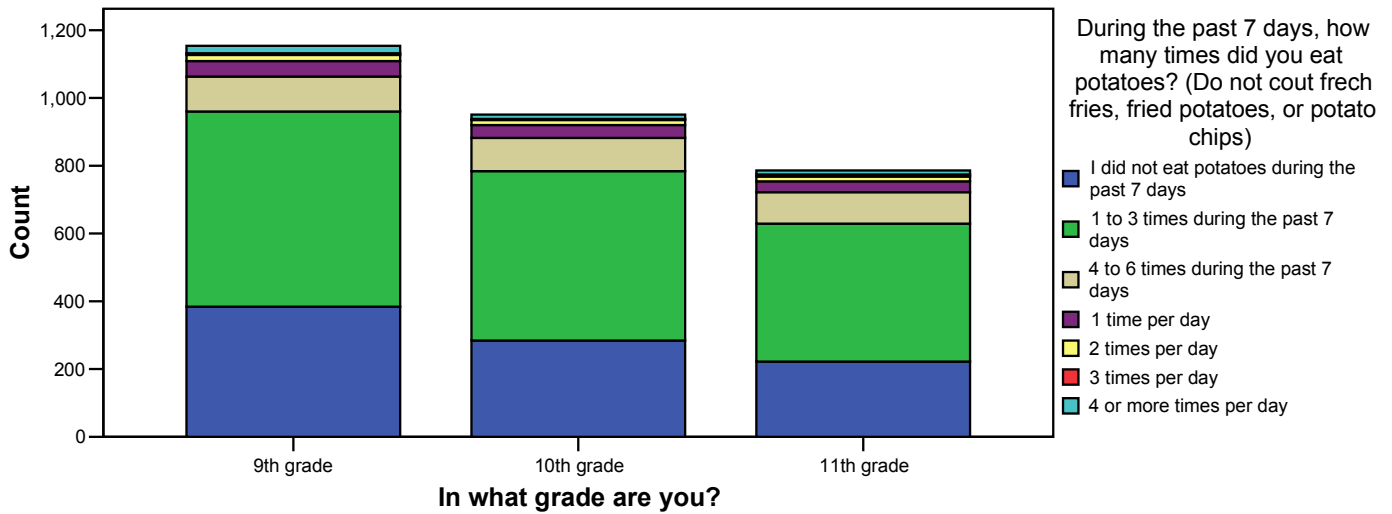
Q75. During the past 7 days, how many times did you eat green salad?



		What is your sex?		In what grade are you?			Total
		Female	Male	9th grade	10th grade	11th grade	
		During the past 7 days, how many times did you eat green salad?	I did not eat green salad during the past 7 days	324	484	323	270
	1 to 3 times during the past 7 days	660	551	488	401	322	1211
	4 to 6 times during the past 7 days	239	199	174	137	127	438
	1 time per day	149	118	99	93	75	267
	2 times per day	45	29	28	26	20	74
	3 times per day	12	16	15	7	6	28
	4 or more times per day	19	37	22	20	14	56
Total		1448	1434	1149	954	779	2882

		What is your sex?		In what grade are you?			Total
		Female	Male	9th grade	10th grade	11th grade	Col %
		Col %	Col %	Col %	Col %	Col %	
During the past 7 days, how many times did you eat green salad?	I did not eat green salad during the past 7 days	22.4%	33.8%	28.1%	28.3%	27.6%	28.0%
	1 to 3 times during the past 7 days	45.6%	38.4%	42.5%	42.0%	41.3%	42.0%
	4 to 6 times during the past 7 days	16.5%	13.9%	15.1%	14.4%	16.3%	15.2%
	1 time per day	10.3%	8.2%	8.6%	9.7%	9.6%	9.3%
	2 times per day	3.1%	2.0%	2.4%	2.7%	2.6%	2.6%
	3 times per day	.8%	1.1%	1.3%	.7%	.8%	1.0%
	4 or more times per day	1.3%	2.6%	1.9%	2.1%	1.8%	1.9%
Total		100.0%	100.0%	100.0%	100.0%	100.0%	100.0%

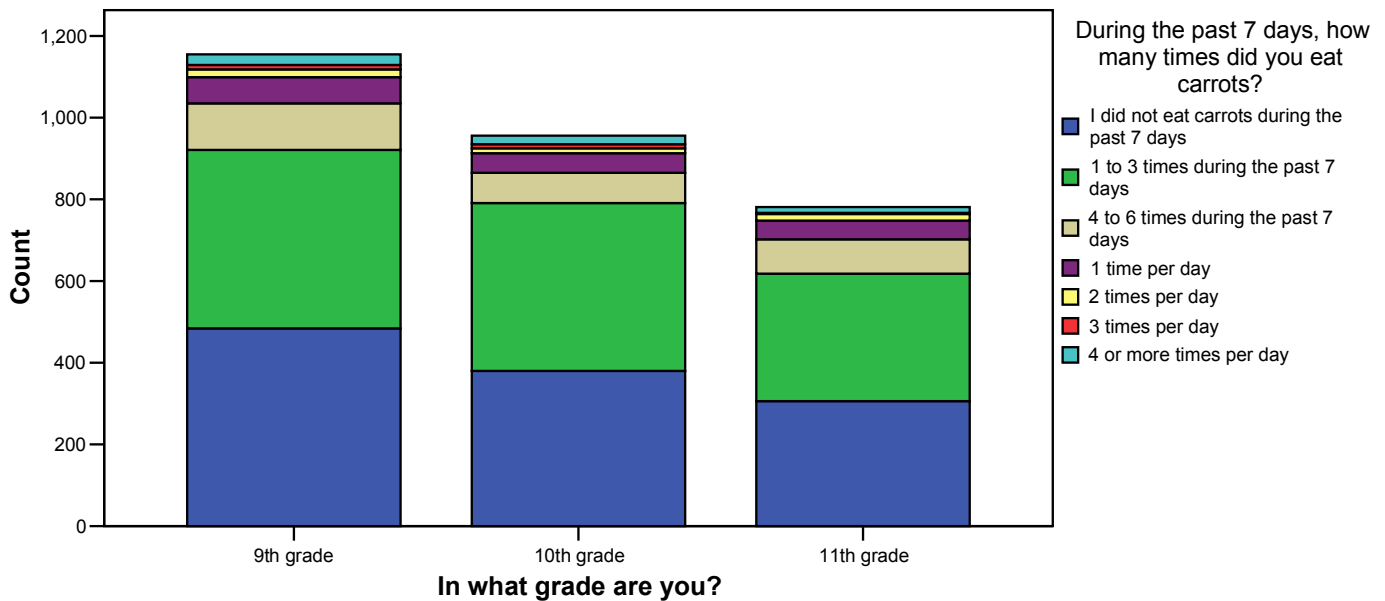
Q76. During the past 7 days, how many times did you eat potatoes? (Do not count french fries, fried potatoes, or potato chips)



		What is your sex?		In what grade are you?			Total
		Female	Male	9th grade	10th grade	11th grade	
During the past 7 days, how many times did you eat potatoes? (Do not count french fries, fried potatoes, or potato chips)	I did not eat potatoes during the past 7 days	459	431	384	284	222	890
	1 to 3 times during the past 7 days	802	681	576	500	407	1483
	4 to 6 times during the past 7 days	104	190	103	98	93	294
	1 time per day	48	68	46	38	32	116
	2 times per day	20	27	18	15	14	47
	3 times per day	5	9	5	3	6	14
	4 or more times per day	12	35	22	13	12	47
Total		1450	1441	1154	951	786	2891

		What is your sex?		In what grade are you?			Total
		Female	Male	9th grade	10th grade	11th grade	Col %
		Col %	Col %	Col %	Col %	Col %	
During the past 7 days, how many times did you eat potatoes? (Do not count french fries, fried potatoes, or potato chips)	I did not eat potatoes during the past 7 days	31.7%	29.9%	33.3%	29.9%	28.2%	30.8%
	1 to 3 times during the past 7 days	55.3%	47.3%	49.9%	52.6%	51.8%	51.3%
	4 to 6 times during the past 7 days	7.2%	13.2%	8.9%	10.3%	11.8%	10.2%
	1 time per day	3.3%	4.7%	4.0%	4.0%	4.1%	4.0%
	2 times per day	1.4%	1.9%	1.6%	1.6%	1.8%	1.6%
	3 times per day	.3%	.6%	.4%	.3%	.8%	.5%
	4 or more times per day	.8%	2.4%	1.9%	1.4%	1.5%	1.6%
Total		100.0%	100.0%	100.0%	100.0%	100.0%	100.0%

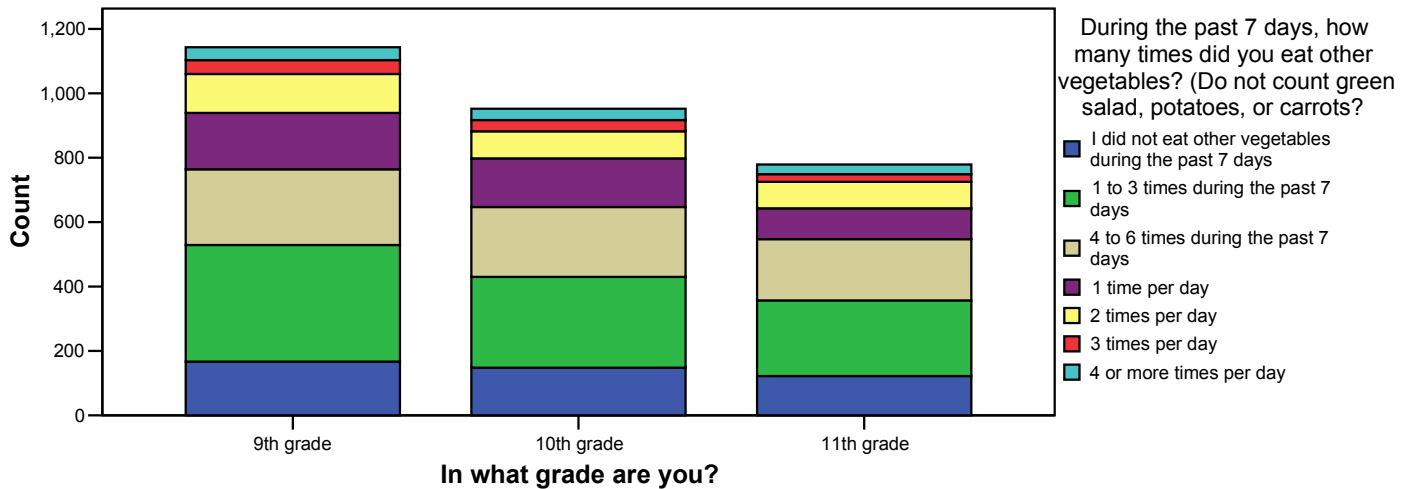
Q77. During the past 7 days, how many times did you eat carrots?



		What is your sex?		In what grade are you?			Total
		Female	Male	9th grade	10th grade	11th grade	
During the past 7 days, how many times did you eat carrots?	I did not eat carrots during the past 7 days	555	615	484	380	306	1170
	1 to 3 times during the past 7 days	619	541	437	411	312	1160
	4 to 6 times during the past 7 days	140	132	114	74	84	272
	1 time per day	87	71	64	48	46	158
	2 times per day	19	28	19	12	16	47
	3 times per day	9	15	11	10	3	24
	4 or more times per day	22	39	26	21	14	61
Total		1451	1441	1155	956	781	2892

		What is your sex?		In what grade are you?			Total
		Female	Male	9th grade	10th grade	11th grade	Col %
		Col %	Col %	Col %	Col %	Col %	
During the past 7 days, how many times did you eat carrots?	I did not eat carrots during the past 7 days	38.2%	42.7%	41.9%	39.7%	39.2%	40.5%
	1 to 3 times during the past 7 days	42.7%	37.5%	37.8%	43.0%	39.9%	40.1%
	4 to 6 times during the past 7 days	9.6%	9.2%	9.9%	7.7%	10.8%	9.4%
	1 time per day	6.0%	4.9%	5.5%	5.0%	5.9%	5.5%
	2 times per day	1.3%	1.9%	1.6%	1.3%	2.0%	1.6%
	3 times per day	.6%	1.0%	1.0%	1.0%	.4%	.8%
	4 or more times per day	1.5%	2.7%	2.3%	2.2%	1.8%	2.1%
Total		100.0%	100.0%	100.0%	100.0%	100.0%	100.0%

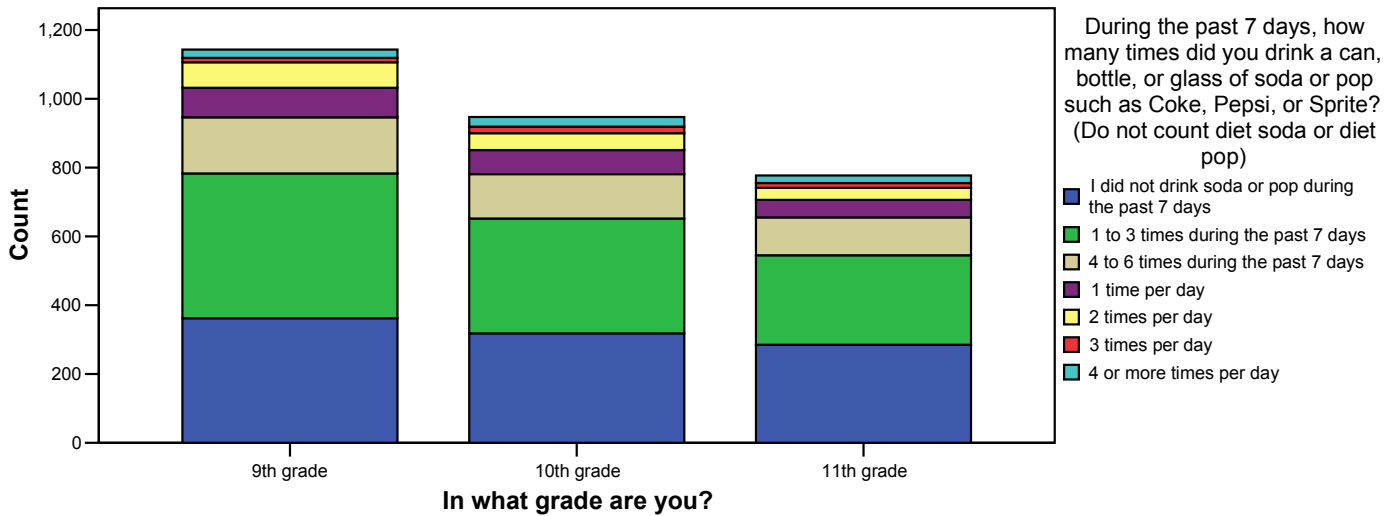
Q78. During the past 7 days, how many times did you eat other vegetables? (Do not count green salad, potatoes, or carrots)



		What is your sex?		In what grade are you?			Total
		Female	Male	9th grade	10th grade	11th grade	
		During the past 7 days, how many times did you eat other vegetables? (Do not count green salad, potatoes, or carrots)	I did not eat other vegetables during the past 7 days	166	271	167	
	1 to 3 times during the past 7 days	451	428	362	282	235	879
	4 to 6 times during the past 7 days	335	307	235	217	190	642
	1 time per day	222	200	175	151	96	422
	2 times per day	157	130	121	84	82	287
	3 times per day	64	38	43	35	24	102
	4 or more times per day	48	57	40	35	30	105
Total		1443	1431	1143	952	779	2874

		What is your sex?		In what grade are you?			Total
		Female	Male	9th grade	10th grade	11th grade	
		Col %	Col %	Col %	Col %	Col %	
During the past 7 days, how many times did you eat other vegetables? (Do not count green salad, potatoes, or carrots)	I did not eat other vegetables during the past 7 days	11.5%	18.9%	14.6%	15.5%	15.7%	15.2%
	1 to 3 times during the past 7 days	31.3%	29.9%	31.7%	29.6%	30.2%	30.6%
	4 to 6 times during the past 7 days	23.2%	21.5%	20.6%	22.8%	24.4%	22.3%
	1 time per day	15.4%	14.0%	15.3%	15.9%	12.3%	14.7%
	2 times per day	10.9%	9.1%	10.6%	8.8%	10.5%	10.0%
	3 times per day	4.4%	2.7%	3.8%	3.7%	3.1%	3.5%
	4 or more times per day	3.3%	4.0%	3.5%	3.7%	3.9%	3.7%
Total		100.0%	100.0%	100.0%	100.0%	100.0%	100.0%

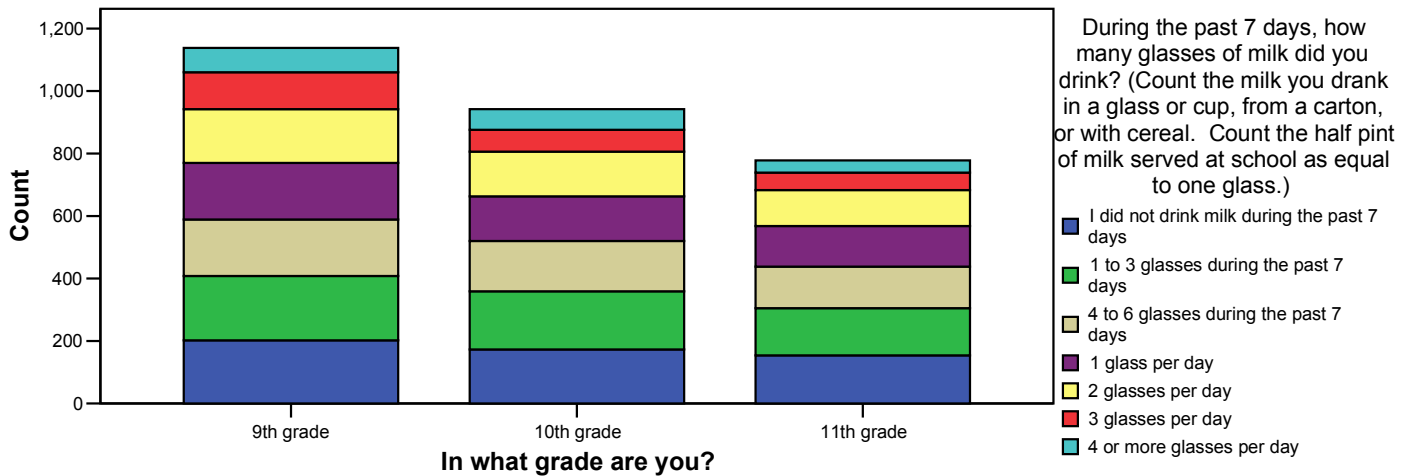
Q79. During the past 7 days, how many times did you drink a can, bottle, or glass of soda or pop such as Coke, Pepsi, Sprite? (Do not count diet soda or diet pop)



		What is your sex?		In what grade are you?			Total
		Female	Male	9th grade	10th grade	11th grade	
During the past 7 days, how many times did you drink a can, bottle, or glass of soda or pop such as Coke, Pepsi, or Sprite? (Do not count diet soda or diet pop)	I did not drink soda or pop during the past 7 days	575	390	362	318	285	965
	1 to 3 times during the past 7 days	518	497	421	334	260	1015
	4 to 6 times during the past 7 days	163	239	163	129	110	402
	1 time per day	87	120	86	70	51	207
	2 times per day	67	91	74	49	35	158
	3 times per day	14	32	13	19	14	46
	4 or more times per day	15	59	24	28	22	74
Total		1439	1428	1143	947	777	2867

		What is your sex?		In what grade are you?			Total
		Female	Male	9th grade	10th grade	11th grade	Col %
		Col %	Col %	Col %	Col %	Col %	
During the past 7 days, how many times did you drink a can, bottle, or glass of soda or pop such as Coke, Pepsi, or Sprite? (Do not count diet soda or diet pop)	I did not drink soda or pop during the past 7 days	40.0%	27.3%	31.7%	33.6%	36.7%	33.7%
	1 to 3 times during the past 7 days	36.0%	34.8%	36.8%	35.3%	33.5%	35.4%
	4 to 6 times during the past 7 days	11.3%	16.7%	14.3%	13.6%	14.2%	14.0%
	1 time per day	6.0%	8.4%	7.5%	7.4%	6.6%	7.2%
	2 times per day	4.7%	6.4%	6.5%	5.2%	4.5%	5.5%
	3 times per day	1.0%	2.2%	1.1%	2.0%	1.8%	1.6%
	4 or more times per day	1.0%	4.1%	2.1%	3.0%	2.8%	2.6%
Total		100.0%	100.0%	100.0%	100.0%	100.0%	100.0%

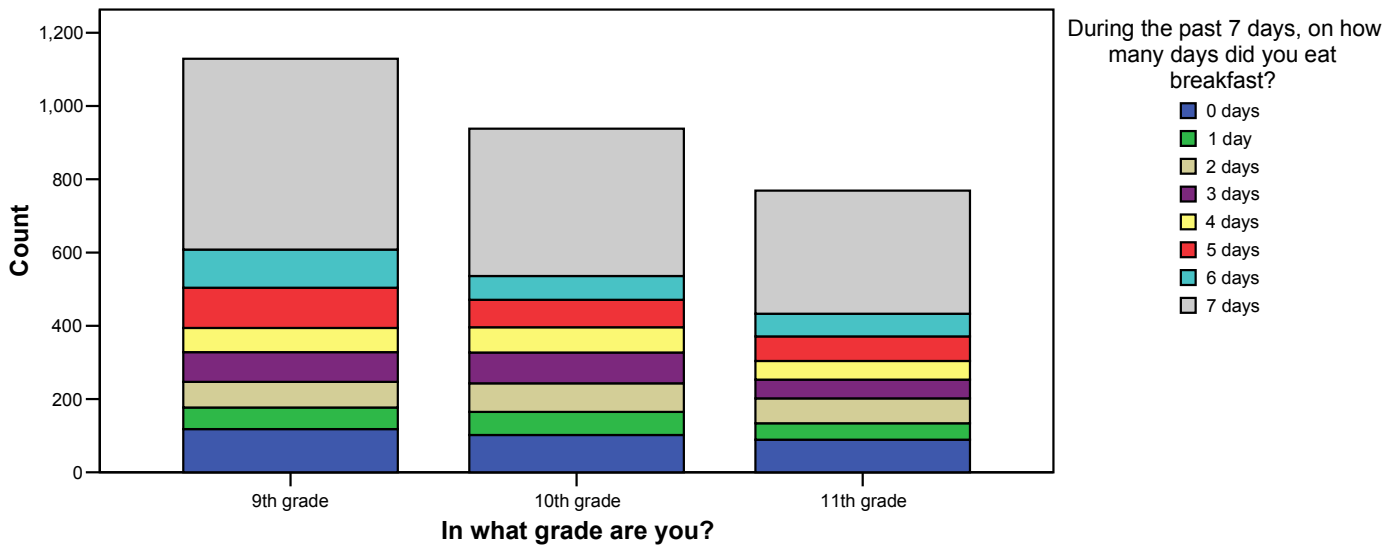
Q80. During the past 7 days, how many glasses of milk did you drink? (Count the milk you drank in a glass or cup, from a carton, or with cereal. Count the half pint of milk served at school as equal to one glass.)



		What is your sex?		In what grade are you?			Total
		Female	Male	9th grade	10th grade	11th grade	
During the past 7 days, how many glasses of milk did you drink? (Count the milk you drank in a glass or cup, from a carton, or with cereal. Count the half pint of milk served at school as equal to one glass.)	I did not drink milk during the past 7 days	312	217	202	173	154	529
	1 to 3 glasses during the past 7 days	339	204	206	186	151	543
	4 to 6 glasses during the past 7 days	226	249	181	161	133	475
	1 glass per day	212	242	181	143	130	454
	2 glasses per day	192	238	172	143	115	430
	3 glasses per day	88	156	118	70	56	244
	4 or more glasses per day	63	120	78	66	39	183
Total		1432	1426	1138	942	778	2858

		What is your sex?		In what grade are you?			Total
		Female	Male	9th grade	10th grade	11th grade	Col %
		Col %	Col %	Col %	Col %	Col %	
During the past 7 days, how many glasses of milk did you drink? (Count the milk you drank in a glass or cup, from a carton, or with cereal. Count the half pint of milk served at school as equal to one glass.)	I did not drink milk during the past 7 days	21.8%	15.2%	17.8%	18.4%	19.8%	18.5%
	1 to 3 glasses during the past 7 days	23.7%	14.3%	18.1%	19.7%	19.4%	19.0%
	4 to 6 glasses during the past 7 days	15.8%	17.5%	15.9%	17.1%	17.1%	16.6%
	1 glass per day	14.8%	17.0%	15.9%	15.2%	16.7%	15.9%
	2 glasses per day	13.4%	16.7%	15.1%	15.2%	14.8%	15.0%
	3 glasses per day	6.1%	10.9%	10.4%	7.4%	7.2%	8.5%
	4 or more glasses per day	4.4%	8.4%	6.9%	7.0%	5.0%	6.4%
Total	100.0%	100.0%	100.0%	100.0%	100.0%	100.0%	

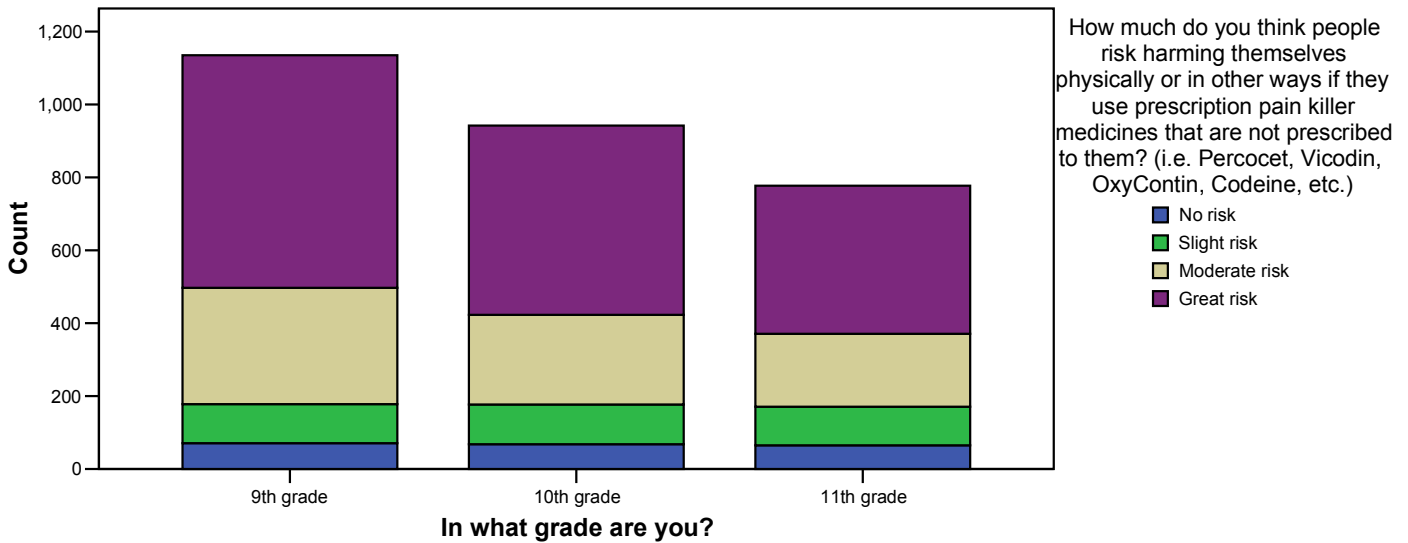
Q81. During the past 7 days, on how many days did you eat breakfast?



		What is your sex?		In what grade are you?			Total
		Female	Male	9th grade	10th grade	11th grade	
During the past 7 days, on how many days did you eat breakfast?	0 days	128	181	118	102	89	309
	1 day	78	89	59	63	45	167
	2 days	116	100	70	78	68	216
	3 days	115	101	81	84	51	216
	4 days	106	80	66	69	51	186
	5 days	127	125	110	75	67	252
	6 days	128	103	104	65	62	231
7 days	629	630	521	402	336	1259	
Total		1427	1409	1129	938	769	2836

		What is your sex?		In what grade are you?			Total
		Female	Male	9th grade	10th grade	11th grade	Col %
		Col %	Col %	Col %	Col %	Col %	
During the past 7 days, on how many days did you eat breakfast?	0 days	9.0%	12.8%	10.5%	10.9%	11.6%	10.9%
	1 day	5.5%	6.3%	5.2%	6.7%	5.9%	5.9%
	2 days	8.1%	7.1%	6.2%	8.3%	8.8%	7.6%
	3 days	8.1%	7.2%	7.2%	9.0%	6.6%	7.6%
	4 days	7.4%	5.7%	5.8%	7.4%	6.6%	6.6%
	5 days	8.9%	8.9%	9.7%	8.0%	8.7%	8.9%
	6 days	9.0%	7.3%	9.2%	6.9%	8.1%	8.1%
7 days	44.1%	44.7%	46.1%	42.9%	43.7%	44.4%	
Total		100.0%	100.0%	100.0%	100.0%	100.0%	100.0%

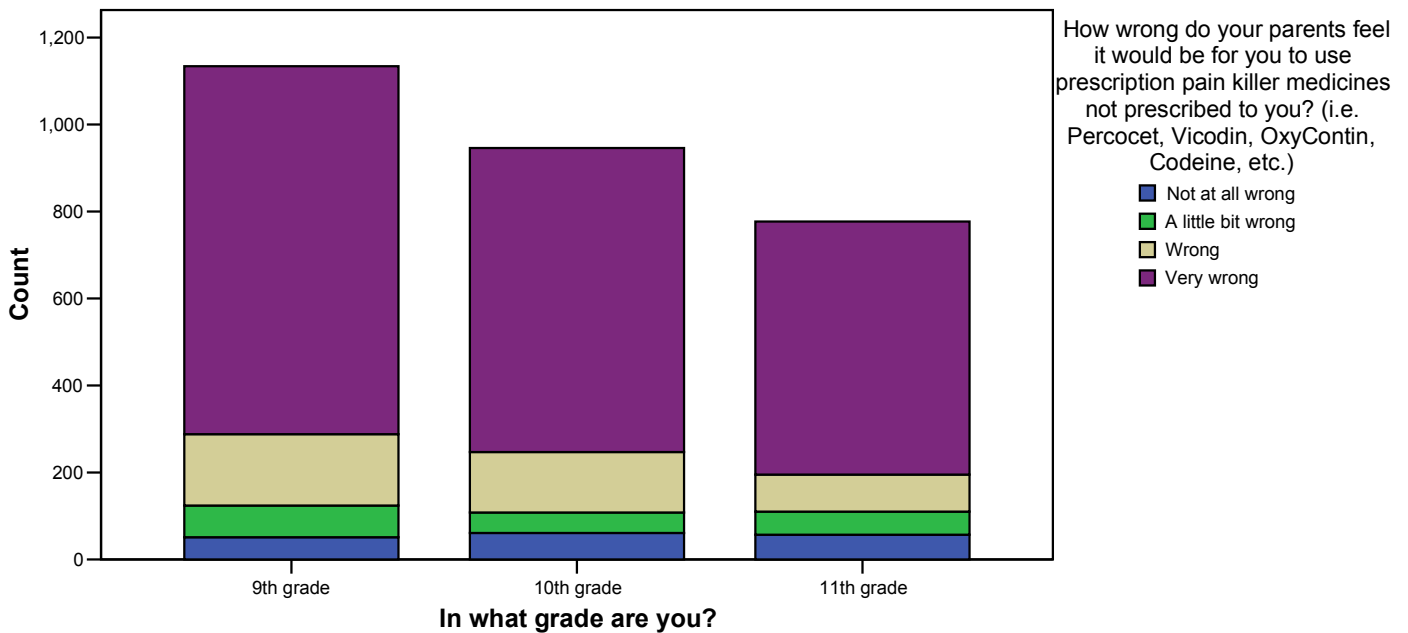
Q82. How much do you think people risk harming themselves physically or in other ways if they use prescription pain killer medicines that are not prescribed to them? (i.e. Percocet, Vicodin, OxyContin, Codeine, etc.)



		What is your sex?		In what grade are you?			Total
		Female	Male	9th grade	10th grade	11th grade	
		How much do you think people risk harming themselves physically or in other ways if they use prescription pain killer medicines that are not prescribed to them? (i.e. Percocet, Vicodin, OxyContin, Codeine, etc.)	No risk	69	135	71	
	Slight risk	125	197	107	109	106	322
	Moderate risk	364	401	319	246	200	765
	Great risk	878	685	638	519	406	1563
Total		1436	1418	1135	942	777	2854

		What is your sex?		In what grade are you?			Total
		Female	Male	9th grade	10th grade	11th grade	Col %
		Col %	Col %	Col %	Col %	Col %	
How much do you think people risk harming themselves physically or in other ways if they use prescription pain killer medicines that are not prescribed to them? (i.e. Percocet, Vicodin, OxyContin, Codeine, etc.)	No risk	4.8%	9.5%	6.3%	7.2%	8.4%	7.1%
	Slight risk	8.7%	13.9%	9.4%	11.6%	13.6%	11.3%
	Moderate risk	25.3%	28.3%	28.1%	26.1%	25.7%	26.8%
	Great risk	61.1%	48.3%	56.2%	55.1%	52.3%	54.8%
Total		100.0%	100.0%	100.0%	100.0%	100.0%	100.0%

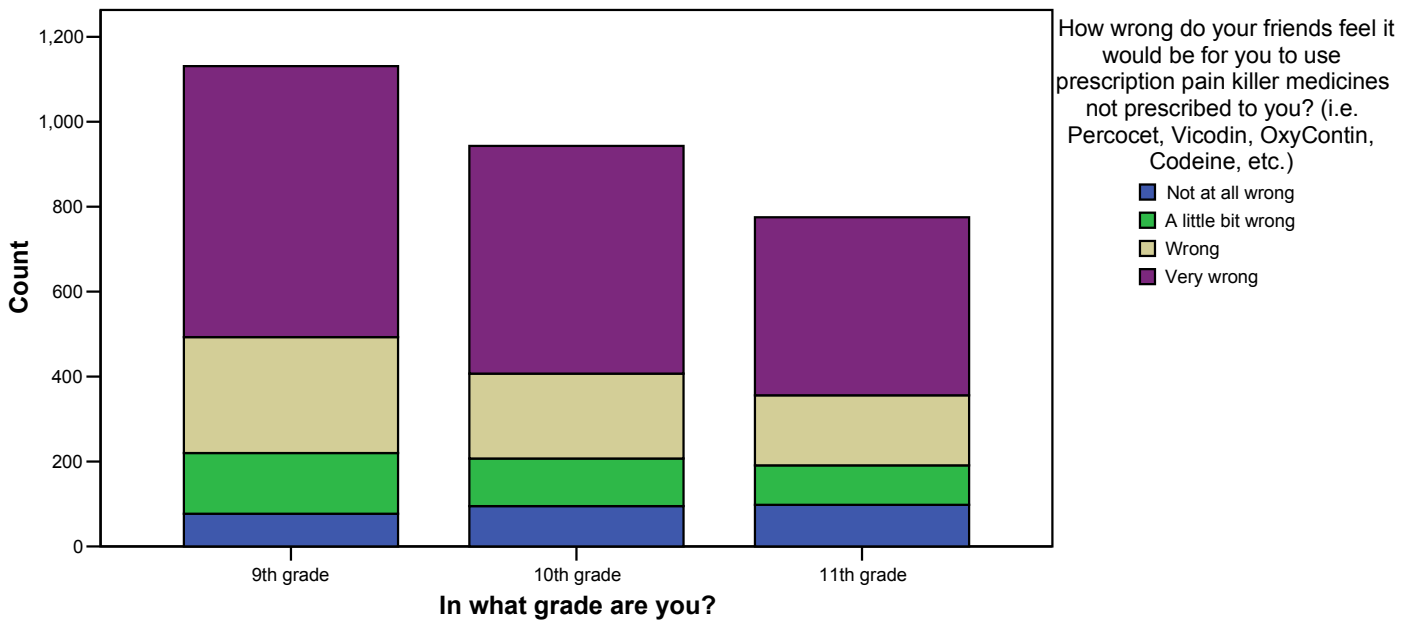
Q83. How wrong do your parents feel it would be for you to use prescription pain killer medicines not prescribed to you? (i.e. Percocet, Vicodin, OxyContin, Codeine, etc.)



		What is your sex?		In what grade are you?			Total
		Female	Male	9th grade	10th grade	11th grade	
How wrong do your parents feel it would be for you to use prescription pain killer medicines not prescribed to you? (i.e. Percocet, Vicodin, OxyContin, Codeine, etc.)	Not at all wrong	54	115	51	61	57	169
	A little bit wrong	64	109	73	47	53	173
	Wrong	190	198	164	139	85	388
	Very wrong	1129	998	846	699	582	2127
Total		1437	1420	1134	946	777	2857

		What is your sex?		In what grade are you?			Total
		Female	Male	9th grade	10th grade	11th grade	Col %
		Col %	Col %	Col %	Col %	Col %	
How wrong do your parents feel it would be for you to use prescription pain killer medicines not prescribed to you? (i.e. Percocet, Vicodin, OxyContin, Codeine, etc.)	Not at all wrong	3.8%	8.1%	4.5%	6.4%	7.3%	5.9%
	A little bit wrong	4.5%	7.7%	6.4%	5.0%	6.8%	6.1%
	Wrong	13.2%	13.9%	14.5%	14.7%	10.9%	13.6%
	Very wrong	78.6%	70.3%	74.6%	73.9%	74.9%	74.4%
Total		100.0%	100.0%	100.0%	100.0%	100.0%	100.0%

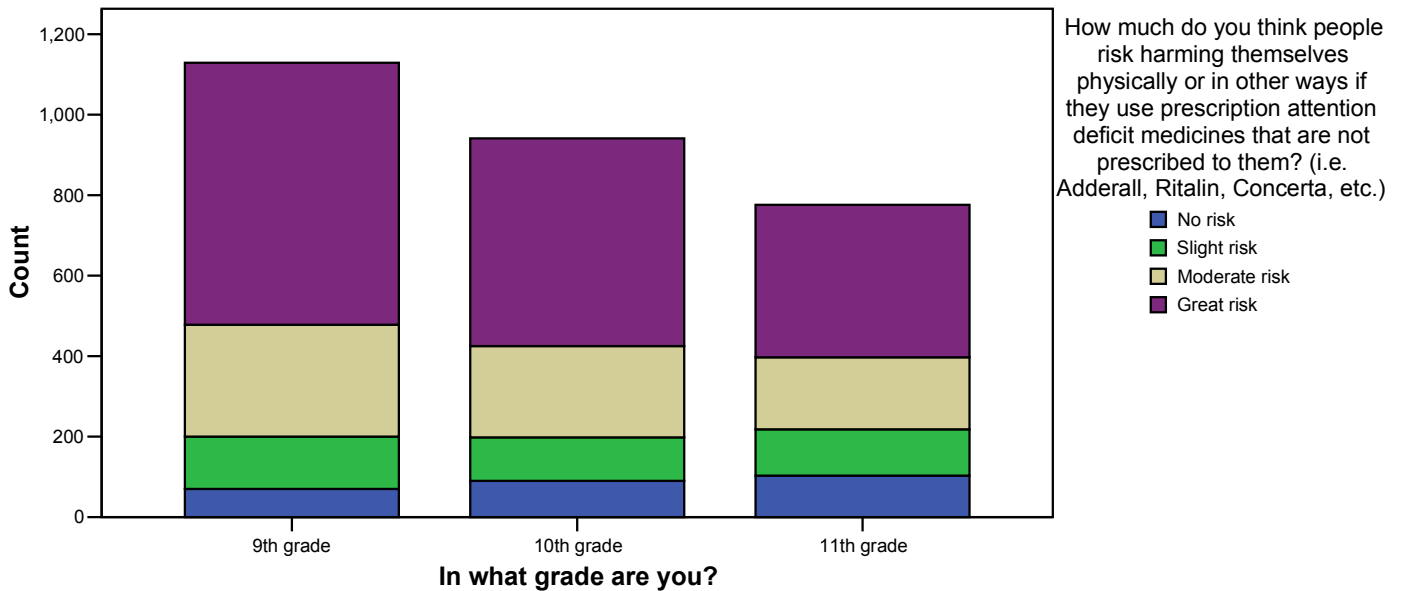
Q84. How wrong do your friends feel it would be for you to use prescription pain killer medicines not prescribed to you? (i.e. Percocet, Vicodin, OxyContin, Codeine, etc.)



		What is your sex?		In what grade are you?			Total
		Female	Male	9th grade	10th grade	11th grade	
How wrong do your friends feel it would be for you to use prescription pain killer medicines not prescribed to you? (i.e. Percocet, Vicodin, OxyContin, Codeine, etc.)	Not at all wrong	81	189	77	95	98	270
	A little bit wrong	140	208	143	112	93	348
	Wrong	308	330	273	200	165	638
	Very wrong	906	687	638	536	419	1593
Total		1435	1414	1131	943	775	2849

		What is your sex?		In what grade are you?			Total
		Female	Male	9th grade	10th grade	11th grade	Col %
		Col %	Col %	Col %	Col %	Col %	
How wrong do your friends feel it would be for you to use prescription pain killer medicines not prescribed to you? (i.e. Percocet, Vicodin, OxyContin, Codeine, etc.)	Not at all wrong	5.6%	13.4%	6.8%	10.1%	12.6%	9.5%
	A little bit wrong	9.8%	14.7%	12.6%	11.9%	12.0%	12.2%
	Wrong	21.5%	23.3%	24.1%	21.2%	21.3%	22.4%
	Very wrong	63.1%	48.6%	56.4%	56.8%	54.1%	55.9%
Total		100.0%	100.0%	100.0%	100.0%	100.0%	100.0%

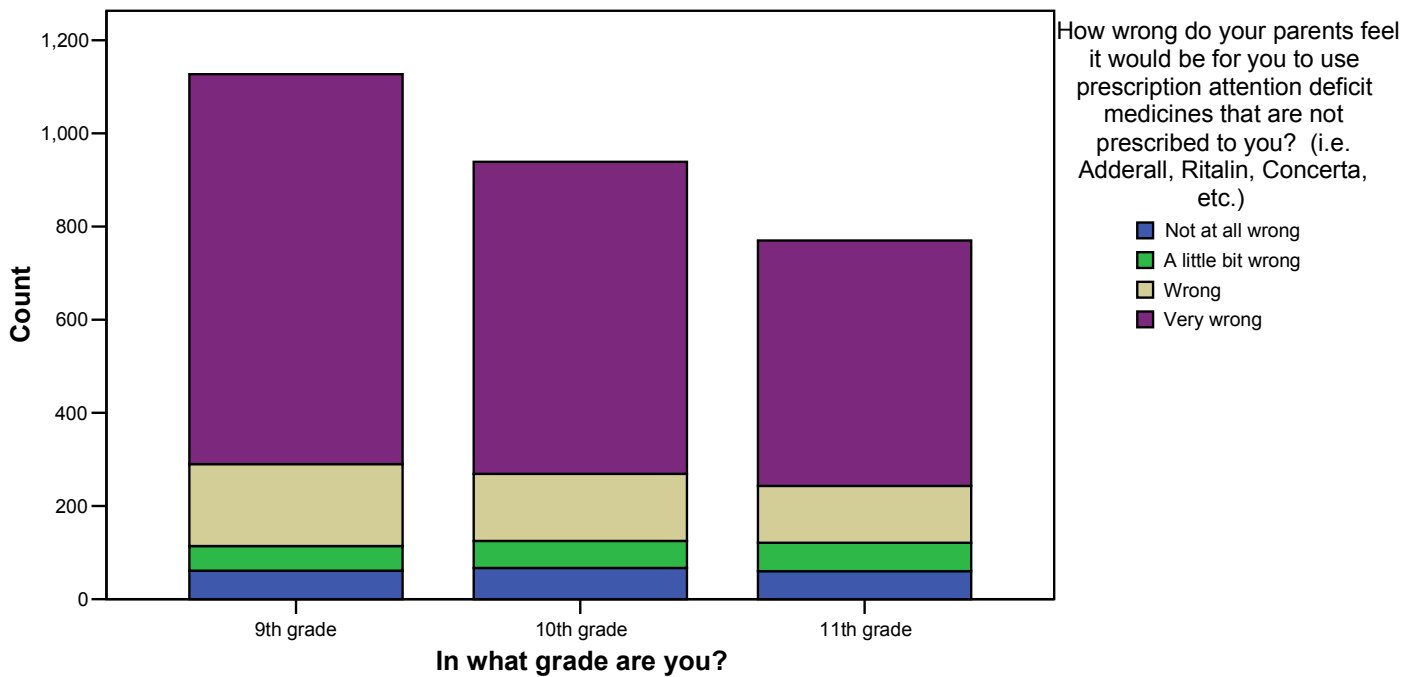
Q85. How much do you think people risk harming themselves physically or in other ways if they use prescription attention deficit medicines that are not prescribed to them? (i.e. Adderall, Ritalin, Concerta, etc.)



		What is your sex?		In what grade are you?			Total
		Female	Male	9th grade	10th grade	11th grade	
		How much do you think people risk harming themselves physically or in other ways if they use prescription attention deficit medicines that are not prescribed to them? (i.e. Adderall, Ritalin, Concerta, etc.)	No risk	82	181	70	
	Slight risk	131	222	130	108	115	353
	Moderate risk	346	338	278	227	179	684
	Great risk	876	670	651	516	379	1546
Total		1435	1411	1129	941	776	2846

		What is your sex?		In what grade are you?			Total
		Female	Male	9th grade	10th grade	11th grade	
		Col %	Col %	Col %	Col %	Col %	Col %
How much do you think people risk harming themselves physically or in other ways if they use prescription attention deficit medicines that are not prescribed to them? (i.e. Adderall, Ritalin, Concerta, etc.)	No risk	5.7%	12.8%	6.2%	9.6%	13.3%	9.2%
	Slight risk	9.1%	15.7%	11.5%	11.5%	14.8%	12.4%
	Moderate risk	24.1%	24.0%	24.6%	24.1%	23.1%	24.0%
	Great risk	61.0%	47.5%	57.7%	54.8%	48.8%	54.3%
Total		100.0%	100.0%	100.0%	100.0%	100.0%	100.0%

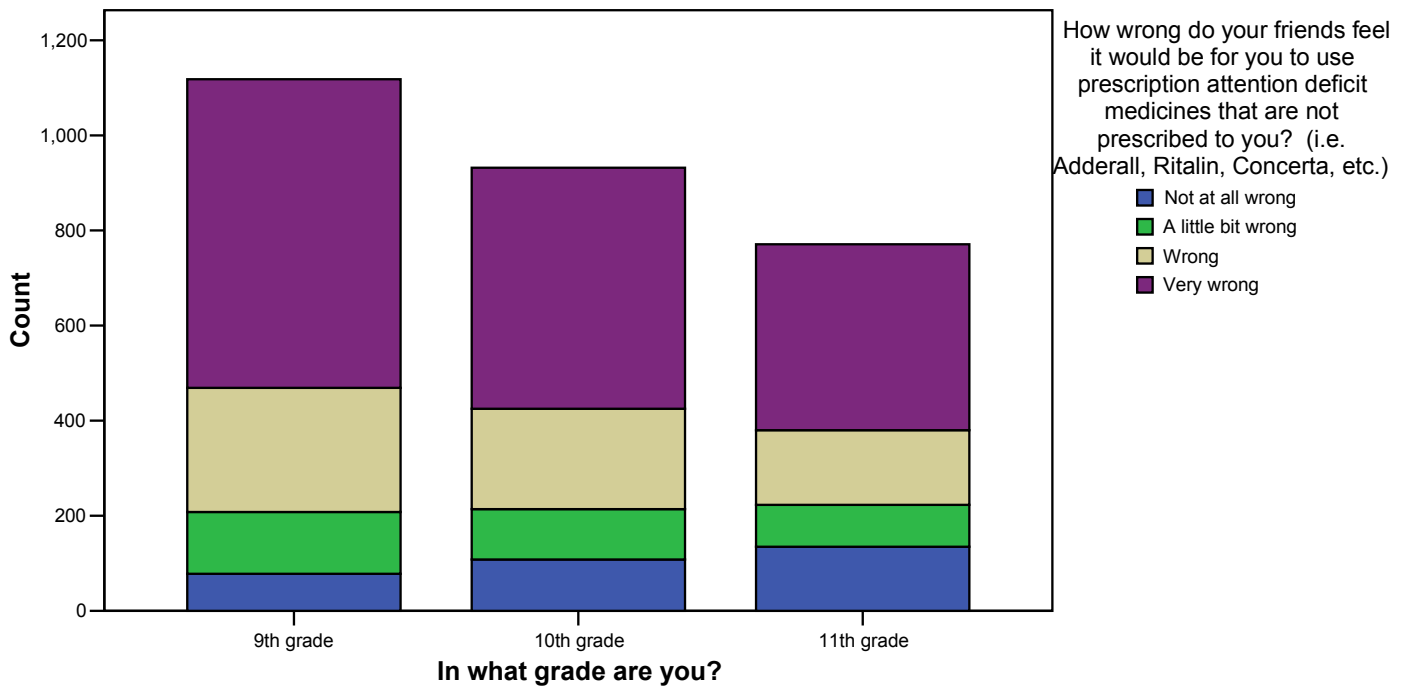
Q86. How wrong do your parents feel it would be for you to use prescription attention deficit medicines that are not prescribed to you? (i.e. Adderall, Ritalin, Concerta, etc.)



		What is your sex?		In what grade are you?			Total
		Female	Male	9th grade	10th grade	11th grade	
		How wrong do your parents feel it would be for you to use prescription attention deficit medicines that are not prescribed to you? (i.e. Adderall, Ritalin, Concerta, etc.)	Not at all wrong	47	141	61	
	A little bit wrong	64	108	53	58	61	172
	Wrong	196	246	176	144	122	442
	Very wrong	1119	915	837	670	527	2034
	Total	1426	1410	1127	939	770	2836

		What is your sex?		In what grade are you?			Total
		Female	Male	9th grade	10th grade	11th grade	Col %
		Col %	Col %	Col %	Col %	Col %	
How wrong do your parents feel it would be for you to use prescription attention deficit medicines that are not prescribed to you? (i.e. Adderall, Ritalin, Concerta, etc.)	Not at all wrong	3.3%	10.0%	5.4%	7.1%	7.8%	6.6%
	A little bit wrong	4.5%	7.7%	4.7%	6.2%	7.9%	6.1%
	Wrong	13.7%	17.4%	15.6%	15.3%	15.8%	15.6%
	Very wrong	78.5%	64.9%	74.3%	71.4%	68.4%	71.7%
	Total	100.0%	100.0%	100.0%	100.0%	100.0%	100.0%

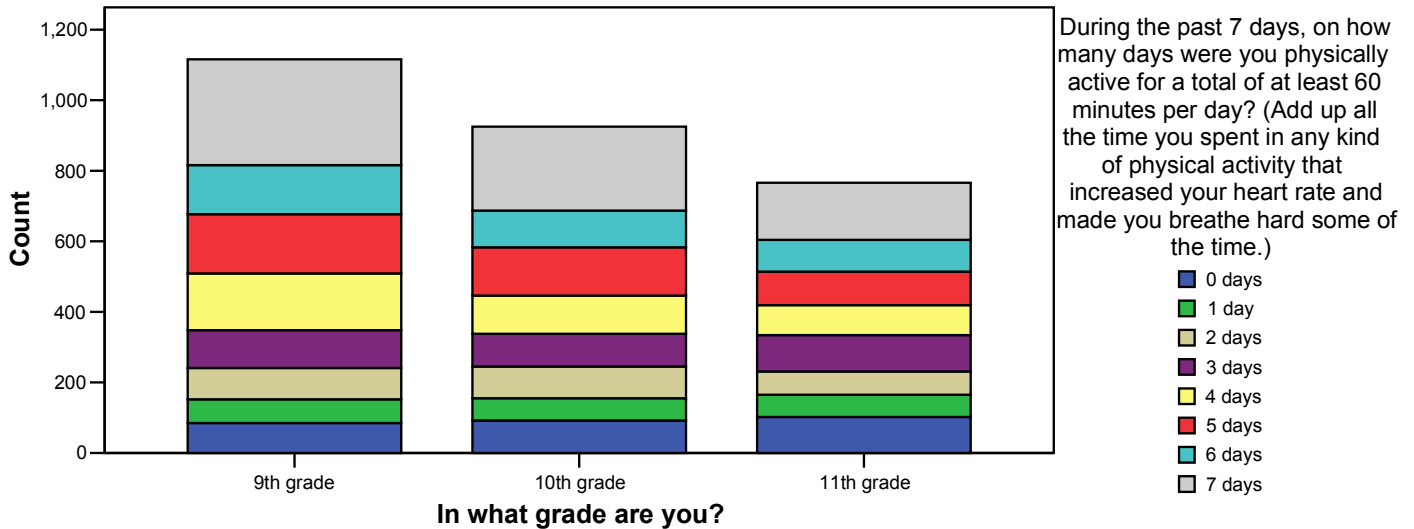
Q87. How wrong do your friends feel it would be for you to use prescription attention deficit medicines that are not prescribed to you? (i.e. Adderall, Ritalin, Concerta, etc.)



		What is your sex?		In what grade are you?			Total
		Female	Male	9th grade	10th grade	11th grade	
How wrong do your friends feel it would be for you to use prescription attention deficit medicines that are not prescribed to you? (i.e. Adderall, Ritalin, Concerta, etc.)	Not at all wrong	99	222	78	108	135	321
	A little bit wrong	130	194	130	106	88	324
	Wrong	301	328	261	211	157	629
	Very wrong	890	657	649	507	391	1547
Total		1420	1401	1118	932	771	2821

		What is your sex?		In what grade are you?			Total
		Female	Male	9th grade	10th grade	11th grade	Col %
		Col %	Col %	Col %	Col %	Col %	
How wrong do your friends feel it would be for you to use prescription attention deficit medicines that are not prescribed to you? (i.e. Adderall, Ritalin, Concerta, etc.)	Not at all wrong	7.0%	15.8%	7.0%	11.6%	17.5%	11.4%
	A little bit wrong	9.2%	13.8%	11.6%	11.4%	11.4%	11.5%
	Wrong	21.2%	23.4%	23.3%	22.6%	20.4%	22.3%
	Very wrong	62.7%	46.9%	58.1%	54.4%	50.7%	54.8%
Total		100.0%	100.0%	100.0%	100.0%	100.0%	100.0%

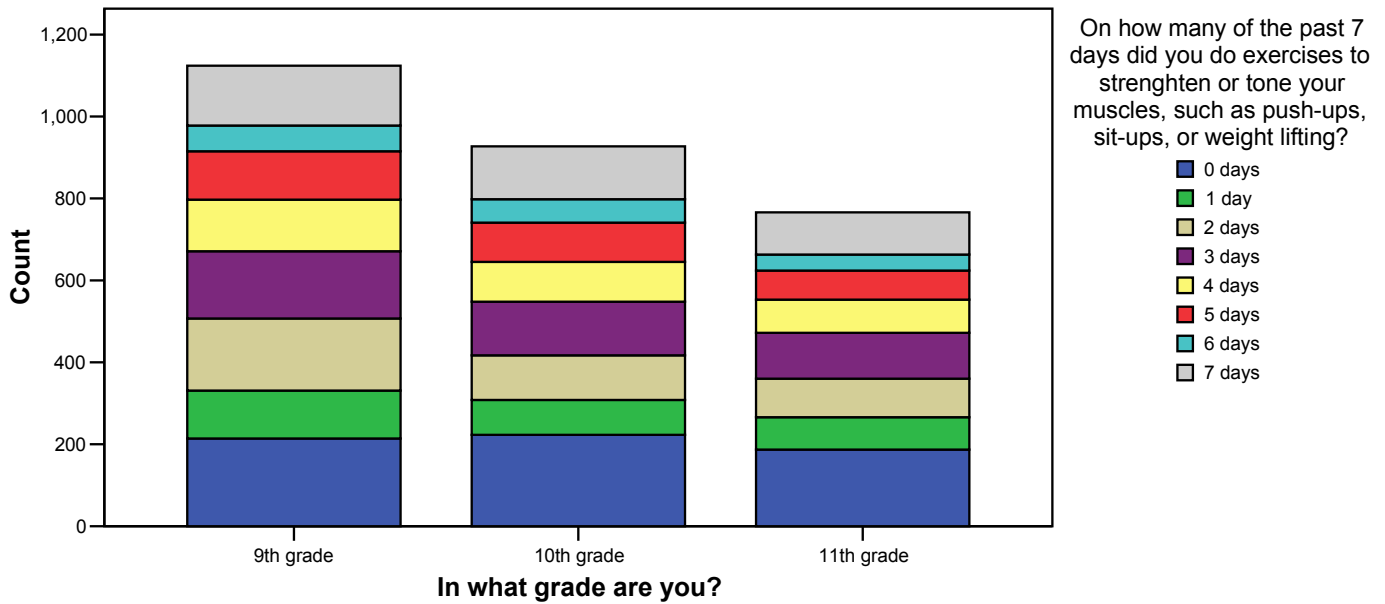
Q88. During the past 7 days, on how many days were you physically active for a total of at least 60 minutes per day? (Add up all the time you spent in any kind of physical activity that increased your heart rate and made you breathe hard some of the time.)



		What is your sex?		In what grade are you?			Total
		Female	Male	9th grade	10th grade	11th grade	
During the past 7 days, on how many days were you physically active for a total of at least 60 minutes per day? (Add up all the time you spent in any kind of physical activity that increased your heart rate and made you breathe hard some of the time.)	0 days	123	156	85	92	102	279
	1 days	109	84	67	63	63	193
	2 days	155	90	89	90	66	245
	3 days	192	111	107	93	103	303
	4 days	195	159	161	108	85	354
	5 days	226	174	168	137	95	400
	6 days	174	159	139	104	90	333
	7 days	246	454	300	238	162	700
Total		1420	1387	1116	925	766	2807

		What is your sex?		In what grade are you?			Total
		Female	Male	9th grade	10th grade	11th grade	Col %
		Col %	Col %	Col %	Col %	Col %	
During the past 7 days, on how many days were you physically active for a total of at least 60 minutes per day? (Add up all the time you spent in any kind of physical activity that increased your heart rate and made you breathe hard some of the time.)	0 days	8.7%	11.2%	7.6%	9.9%	13.3%	9.9%
	1 days	7.7%	6.1%	6.0%	6.8%	8.2%	6.9%
	2 days	10.9%	6.5%	8.0%	9.7%	8.6%	8.7%
	3 days	13.5%	8.0%	9.6%	10.1%	13.4%	10.8%
	4 days	13.7%	11.5%	14.4%	11.7%	11.1%	12.6%
	5 days	15.9%	12.5%	15.1%	14.8%	12.4%	14.3%
	6 days	12.3%	11.5%	12.5%	11.2%	11.7%	11.9%
	7 days	17.3%	32.7%	26.9%	25.7%	21.1%	24.9%
Total		100.0%	100.0%	100.0%	100.0%	100.0%	100.0%

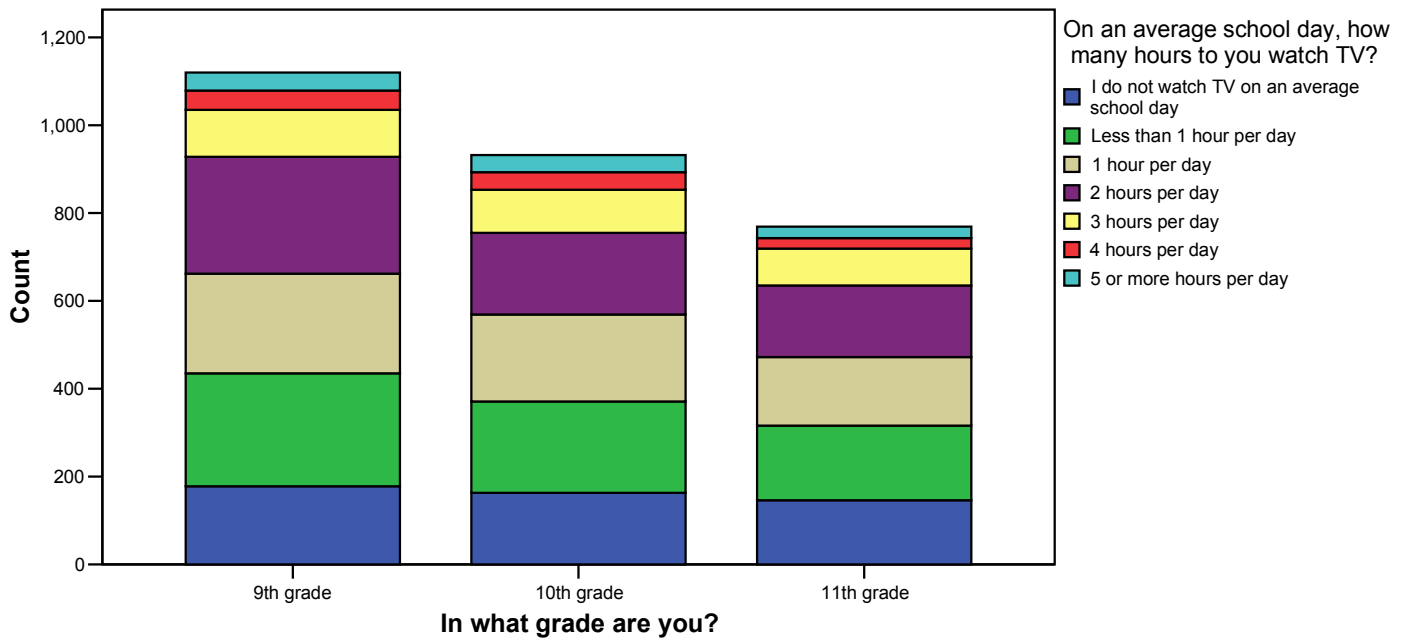
Q89. On how many of the past 7 days, did you exercise to strengthen or tone your muscles, such as push-ups, sit-ups, or weight lifting?



		What is your sex?		In what grade are you?			Total
		Female	Male	9th grade	10 grade	11th grade	
On how many of the past 7 days did you do exercises to strengthen or tone your muscles, such as push-ups, sit-ups, or weight lifting?	0 days	345	279	214	223	187	624
	1 day	163	118	117	85	79	281
	2 days	203	176	176	109	94	379
	3 days	207	200	164	131	112	407
	4 days	141	163	126	97	81	304
	5 days	138	147	118	96	71	285
	6 days	72	87	63	57	39	159
	7 days	149	229	146	129	103	378
Total	1418	1399	1124	927	766	2817	

		What is your sex?		In what grade are you?			Total
		Female	Male	9th grade	10 grade	11th grade	Col %
		Col %	Col %	Col %	Col %	Col %	
On how many of the past 7 days did you do exercises to strengthen or tone your muscles, such as push-ups, sit-ups, or weight lifting?	0 days	24.3%	19.9%	19.0%	24.1%	24.4%	22.2%
	1 day	11.5%	8.4%	10.4%	9.2%	10.3%	10.0%
	2 days	14.3%	12.6%	15.7%	11.8%	12.3%	13.5%
	3 days	14.6%	14.3%	14.6%	14.1%	14.6%	14.4%
	4 days	9.9%	11.7%	11.2%	10.5%	10.6%	10.8%
	5 days	9.7%	10.5%	10.5%	10.4%	9.3%	10.1%
	6 days	5.1%	6.2%	5.6%	6.1%	5.1%	5.6%
	7 days	10.5%	16.4%	13.0%	13.9%	13.4%	13.4%
Total	100.0%	100.0%	100.0%	100.0%	100.0%	100.0%	

Q90. On an average school day, how many hours do you watch TV?



		What is your sex?		In what grade are you?			Total
		Female	Male	9th grade	10th grade	11th grade	
On an average school day, how many hours do you watch TV?	I do not watch TV on an average school day	245	242	178	163	146	487
	Less than 1 hour per day	354	281	257	208	170	635
	1 hour per day	294	287	227	198	156	581
	2 hours per day	308	307	266	186	163	615
	3 hours per day	127	162	107	98	84	289
	4 hours per day	54	54	44	40	24	108
	5 or more hours per day	41	65	41	39	26	106
Total		1423	1398	1120	932	769	2821

		What is your sex?		In what grade are you?			Total
		Female	Male	9th grade	10th grade	11th grade	Col %
		Col %	Col %	Col %	Col %	Col %	
On an average school day, how many hours do you watch TV?	I do not watch TV on an average school day	17.2%	17.3%	15.9%	17.5%	19.0%	17.3%
	Less than 1 hour per day	24.9%	20.1%	22.9%	22.3%	22.1%	22.5%
	1 hour per day	20.7%	20.5%	20.3%	21.2%	20.3%	20.6%
	2 hours per day	21.6%	22.0%	23.8%	20.0%	21.2%	21.8%
	3 hours per day	8.9%	11.6%	9.6%	10.5%	10.9%	10.2%
	4 hours per day	3.8%	3.9%	3.9%	4.3%	3.1%	3.8%
	5 or more hours per day	2.9%	4.6%	3.7%	4.2%	3.4%	3.8%
Total		100.0%	100.0%	100.0%	100.0%	100.0%	100.0%

Q91. On an average school day, how many hours do you play video or computer games or use a computer for something that is not school work? (Include activities such as Xbox, PlayStation, Nintendo DS, iPod Touch, Facebook, and the Internet.)

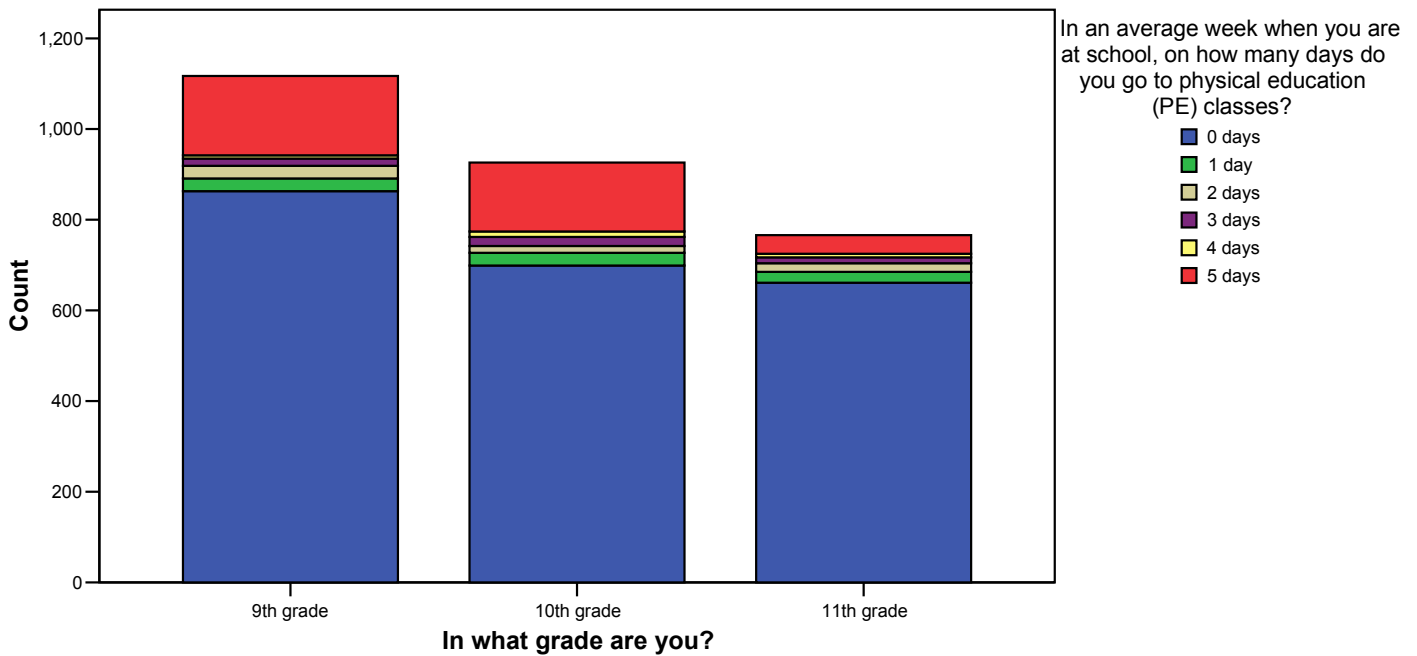


		What is your sex?		In what grade are you?			Total
		Female	Male	9th grade	10th grade	11th grade	
On an average school day, how many hours do you play video or computer games or use a computer for something that is not school work? (Include activities such as Xbox, PlayStation, Nintendo DS, iPod Touch, Facebook, and the Internet.)	I do not play video or computer games or use a computer for something that is not school work	378	257	218	224	193	635
	Less than 1 hour a day	267	249	202	170	144	516
	1 hour per day	220	244	181	151	132	464
	2 hours per day	241	250	204	154	133	491
	3 hours per day	122	183	131	98	76	305
	4 hours per day	66	90	78	46	32	156
	5 or more hours per day	119	114	104	77	52	233
Total		1413	1387	1118	920	762	2800

Delaware County Youth Risk Behavior Survey (YRBS)
 9th-11th Grades
 Conducted April-May 2013 and January 2014

		What is your sex?		In what grade are you?			Total
		Female	Male	9th grade	10th grade	11th grade	Col %
		Col %	Col %	Col %	Col %	Col %	
On an average school day, how many hours do you play video or computer games or use a computer for something that is not school work? (Include activities such as XBox, PlayStation, Nintendo DS, iPod Touch, Facebook, and the Internet.)	I do not play video or computer games or use a computer for something that is not school work	26.8%	18.5%	19.5%	24.3%	25.3%	22.7%
	Less than 1 hour a day	18.9%	18.0%	18.1%	18.5%	18.9%	18.4%
	1 hour per day	15.6%	17.6%	16.2%	16.4%	17.3%	16.6%
	2 hours per day	17.1%	18.0%	18.2%	16.7%	17.5%	17.5%
	3 hours per day	8.6%	13.2%	11.7%	10.7%	10.0%	10.9%
	4 hours per day	4.7%	6.5%	7.0%	5.0%	4.2%	5.6%
	5 or more hours per day	8.4%	8.2%	9.3%	8.4%	6.8%	8.3%
Total		100.0%	100.0%	100.0%	100.0%	100.0%	100.0%

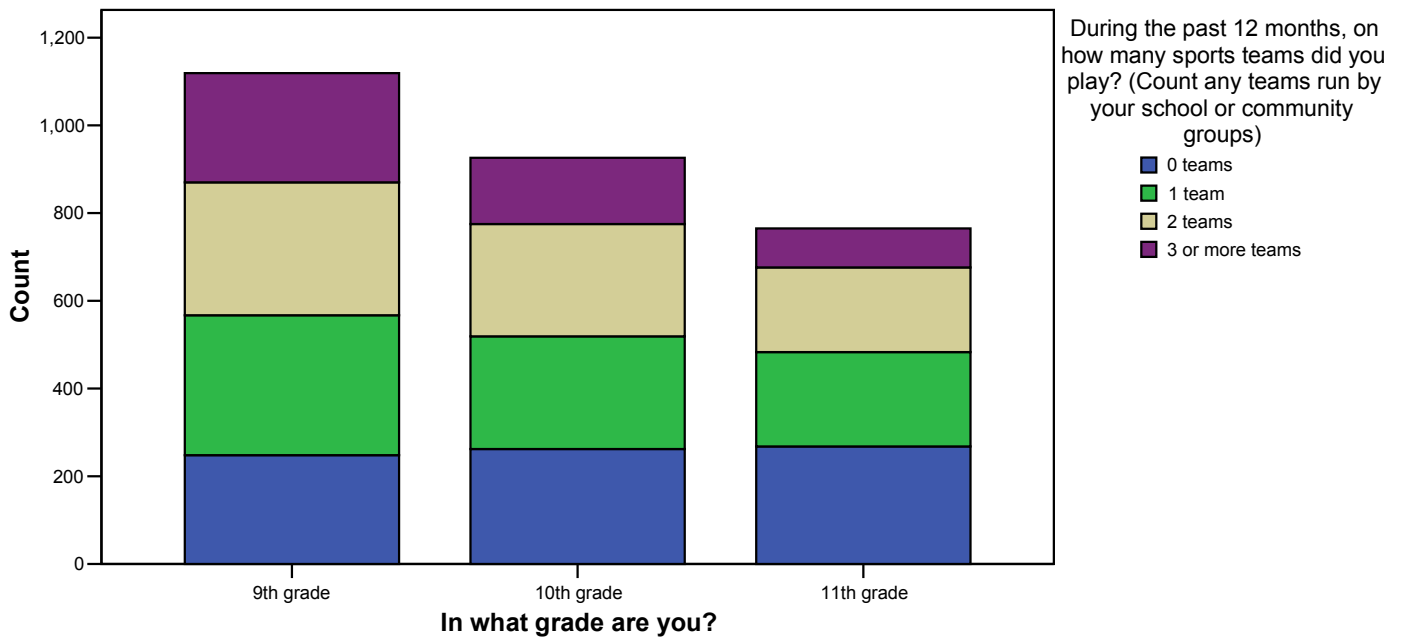
Q92. In an average week when you are in school, on how many days do you go to physical education (PE) classes?



		What is your sex?		In what grade are you?			Total
		Female	Male	9th grade	10th grade	11th grade	
In an average week when you are at school, on how many days do you go to physical education (PE) classes?	0 days	1232	991	863	699	661	2223
	1 day	20	60	28	28	24	80
	2 days	23	39	28	15	19	62
	3 days	22	27	16	20	13	49
	4 days	8	19	7	12	8	27
	5 days	111	257	175	152	41	368
Total		1416	1393	1117	926	766	2809

		What is your sex?		In what grade are you?			Total
		Female	Male	9th grade	10th grade	11th grade	
		Col %	Col %	Col %	Col %	Col %	Col %
In an average week when you are at school, on how many days do you go to physical education (PE) classes?	0 days	87.0%	71.1%	77.3%	75.5%	86.3%	79.1%
	1 day	1.4%	4.3%	2.5%	3.0%	3.1%	2.8%
	2 days	1.6%	2.8%	2.5%	1.6%	2.5%	2.2%
	3 days	1.6%	1.9%	1.4%	2.2%	1.7%	1.7%
	4 days	.6%	1.4%	.6%	1.3%	1.0%	1.0%
	5 days	7.8%	18.4%	15.7%	16.4%	5.4%	13.1%
Total		100.0%	100.0%	100.0%	100.0%	100.0%	100.0%

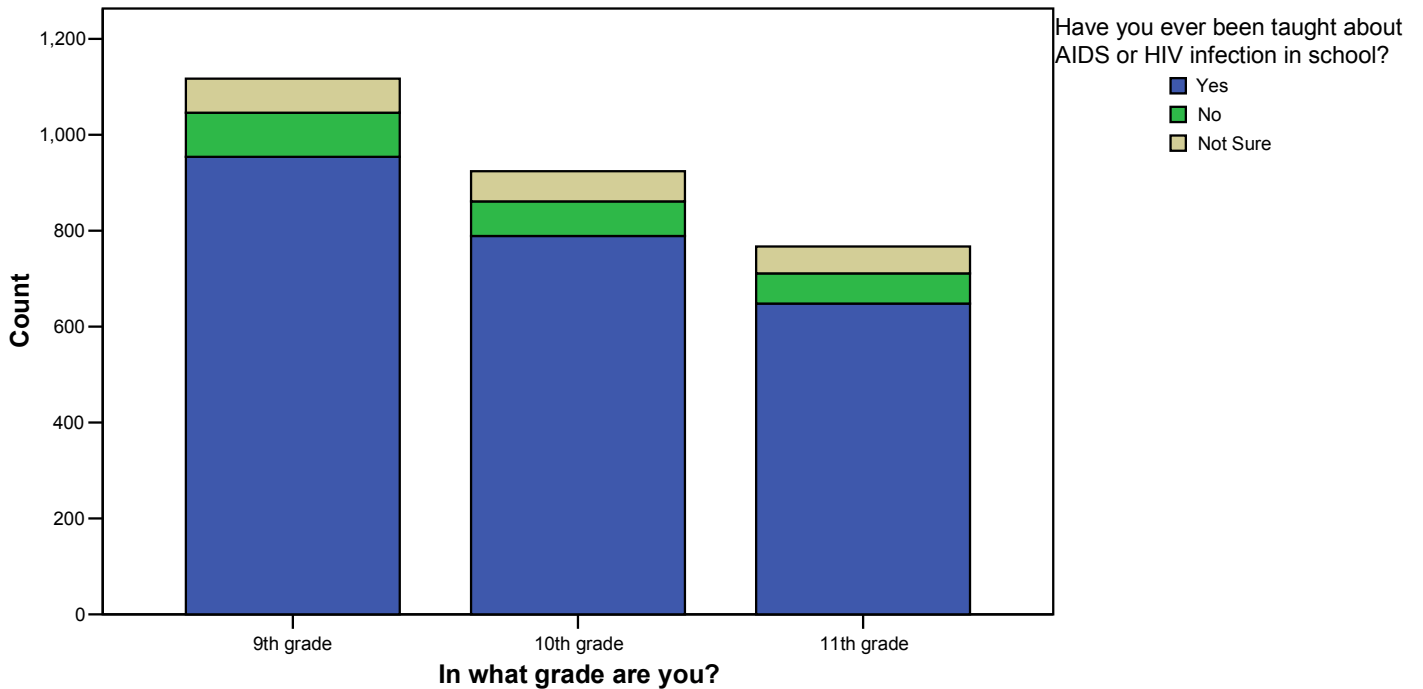
Q93. During the past 12 months, on how many sports teams did you play? (Count any teams run by your school or community groups)



		What is your sex?		In what grade are you?			Total
		Female	Male	9th grade	10th grade	11th grade	
		During the past 12 months, on how many sports teams did you play? (Count any teams run by your school or community groups)	0 teams	406	372	248	
	1 team	415	376	319	257	215	791
	2 teams	386	366	303	256	193	752
	3 or more teams	209	280	249	151	89	489
	Total	1416	1394	1119	926	765	2810

		What is your sex?		In what grade are you?			Total
		Female	Male	9th grade	10th grade	11th grade	
		Col %	Col %	Col %	Col %	Col %	
During the past 12 months, on how many sports teams did you play? (Count any teams run by your school or community groups)	0 teams	28.7%	26.7%	22.2%	28.3%	35.0%	27.7%
	1 team	29.3%	27.0%	28.5%	27.8%	28.1%	28.1%
	2 teams	27.3%	26.3%	27.1%	27.6%	25.2%	26.8%
	3 or more teams	14.8%	20.1%	22.3%	16.3%	11.6%	17.4%
	Total	100.0%	100.0%	100.0%	100.0%	100.0%	100.0%

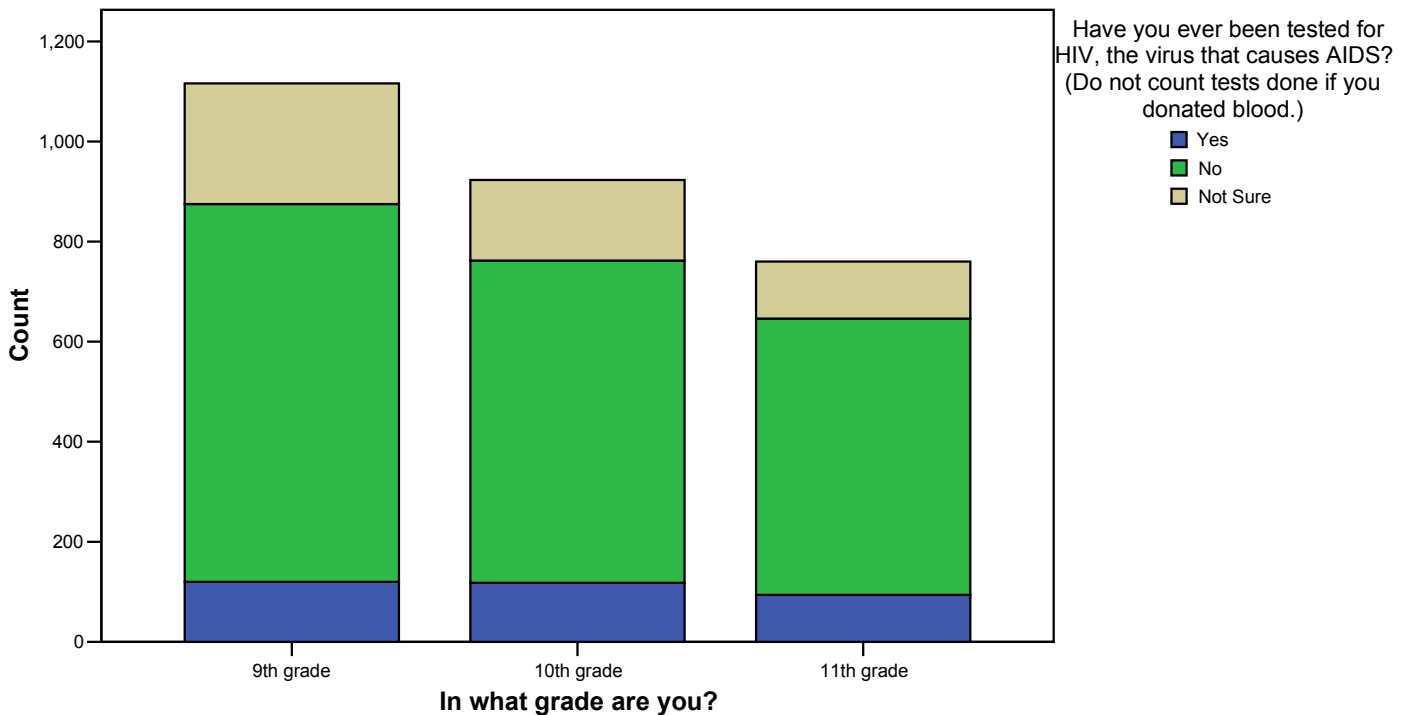
Q94. Have you ever been taught about AIDS or HIV infection in school?



		What is your sex?		In what grade are you?			Total
		Female	Male	9th grade	10 grade	11th grade	
Have you ever been taught about AIDS or HIV infection in school?	Yes	1233	1158	954	789	648	2391
	No	97	130	92	72	63	227
	Not Sure	83	107	71	63	56	190
Total		1413	1395	1117	924	767	2808

		What is your sex?		In what grade are you?			Total
		Female	Male	9th grade	10 grade	11th grade	
		Col %	Col %	Col %	Col %	Col %	Col %
Have you ever been taught about AIDS or HIV infection in school?	Yes	87.3%	83.0%	85.4%	85.4%	84.5%	85.1%
	No	6.9%	9.3%	8.2%	7.8%	8.2%	8.1%
	Not Sure	5.9%	7.7%	6.4%	6.8%	7.3%	6.8%
Total		100.0%	100.0%	100.0%	100.0%	100.0%	100.0%

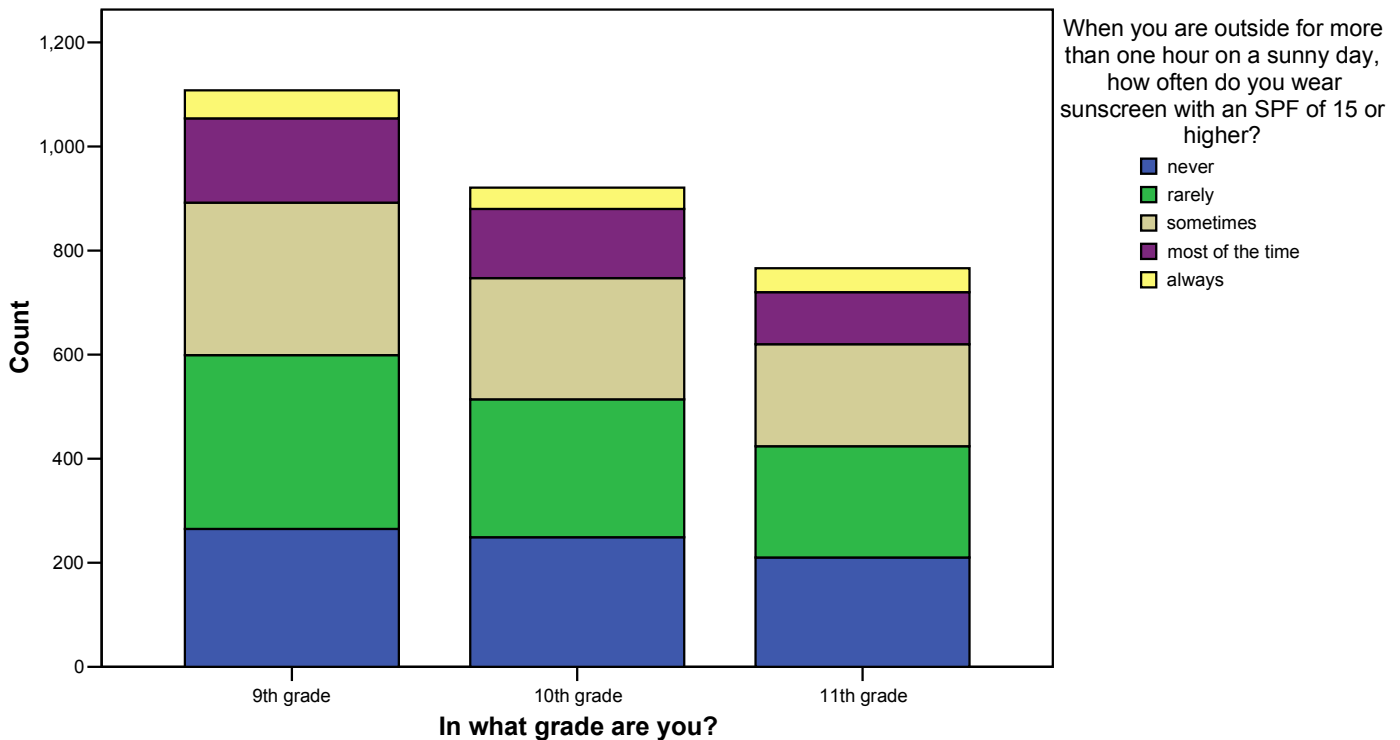
Q95. Have you ever been tested for HIV, the virus that causes AIDS? (Do not count tests done if you donated blood.)



		What is your sex?		In what grade are you?			Total
		Female	Male	9th grade	10 grade	11th grade	
Have you ever been tested for HIV, the virus that causes AIDS? (Do not count tests done if you donated blood.)	Yes	127	205	120	118	94	332
	No	1035	916	755	644	552	1951
	Not Sure	250	266	241	161	114	516
Total		1412	1387	1116	923	760	2799

		What is your sex?		In what grade are you?			Total
		Female	Male	9th grade	10th grade	11th grade	Col %
		Col %	Col %	Col %	Col %	Col %	
Have you ever been tested for HIV, the virus that causes AIDS? (Do not count tests done if you donated blood.)	Yes	9.0%	14.8%	10.8%	12.8%	12.4%	11.9%
	No	73.3%	66.0%	67.7%	69.8%	72.6%	69.7%
	Not Sure	17.7%	19.2%	21.6%	17.4%	15.0%	18.4%
Total		100.0%	100.0%	100.0%	100.0%	100.0%	100.0%

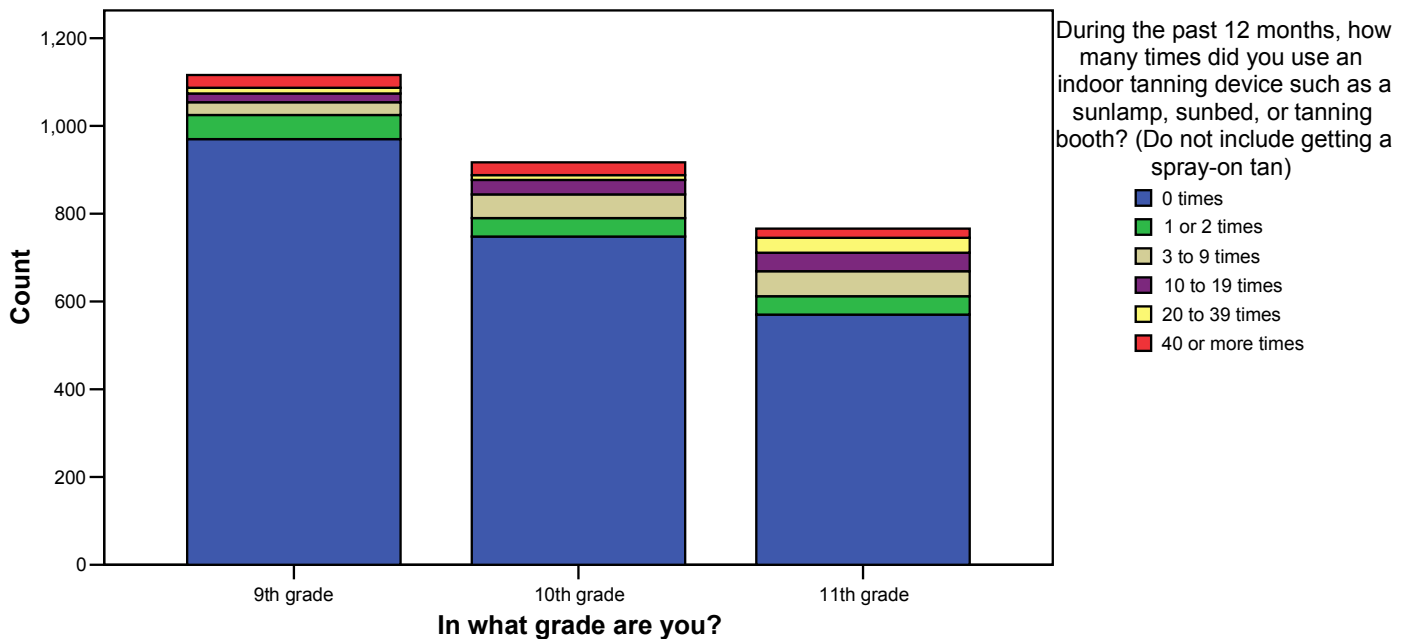
Q96. When you are outside for more than one hour on a sunny day, how often do you wear sunscreen with an SPF of 15 or higher?



		What is your sex?		In what grade are you?			Total
		Female	Male	9th grade	10th grade	11th grade	
When you are outside for more than one hour on a sunny day, how often do you wear sunscreen with an SPF of 15 or higher?	never	284	440	265	249	210	724
	rarely	379	434	334	265	214	813
	sometimes	409	313	293	233	196	722
	most of the time	249	146	162	133	100	395
	always	81	60	54	41	46	141
Total		1402	1393	1108	921	766	2795

		What is your sex?		In what grade are you?			Total
		Female	Male	9th grade	10th grade	11th grade	Col %
		Col %	Col %	Col %	Col %	Col %	
When you are outside for more than one hour on a sunny day, how often do you wear sunscreen with an SPF of 15 or higher?	never	20.3%	31.6%	23.9%	27.0%	27.4%	25.9%
	rarely	27.0%	31.2%	30.1%	28.8%	27.9%	29.1%
	sometimes	29.2%	22.5%	26.4%	25.3%	25.6%	25.8%
	most of the time	17.8%	10.5%	14.6%	14.4%	13.1%	14.1%
	always	5.8%	4.3%	4.9%	4.5%	6.0%	5.0%
Total		100.0%	100.0%	100.0%	100.0%	100.0%	100.0%

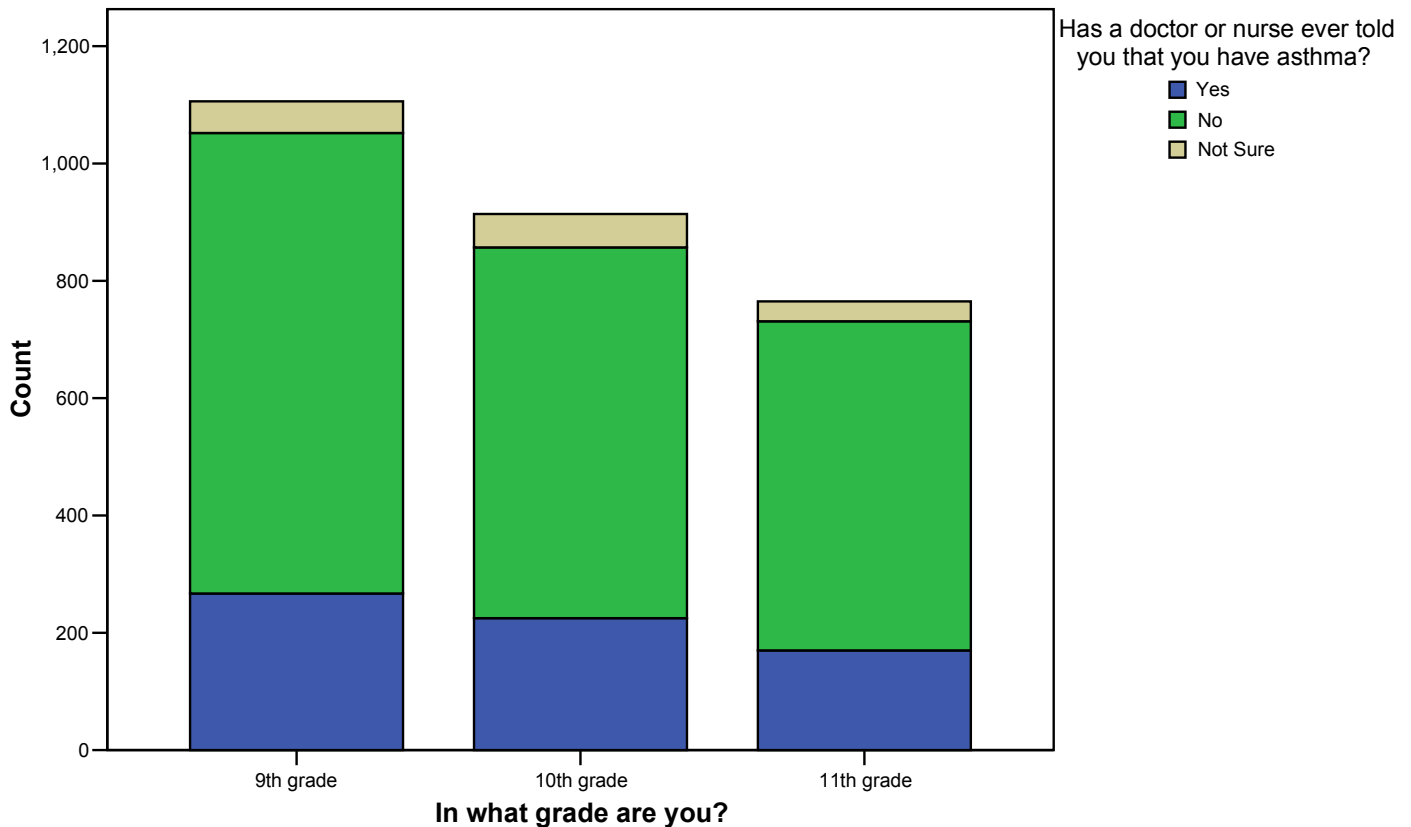
Q97. During the past 12 months, how many times did you use an indoor tanning device such as a sunlamp, sunbed, or tanning booth? (Do not include getting a spray-on tan)



		What is your sex?		In what grade are you?			Total
		Female	Male	9th grade	10th grade	11th grade	
During the past 12 months, how many times did you use an indoor tanning device such as a sunlamp, sunbed, or tanning booth? (Do not include getting a spray-on tan)	0 times	1064	1224	970	748	570	2288
	1 or 2 times	78	61	55	42	42	139
	3 to 9 times	100	40	29	54	57	140
	10 to 19 times	81	14	20	33	42	95
	20 to 39 times	44	14	13	11	34	58
	40 or more times	40	39	29	29	21	79
Total		1407	1392	1116	917	766	2799

		What is your sex?		In what grade are you?			Total
		Female	Male	9th grade	10th grade	11th grade	Col %
		Col %	Col %	Col %	Col %	Col %	
During the past 12 months, how many times did you use an indoor tanning device such as a sunlamp, sunbed, or tanning booth? (Do not include getting a spray-on tan)	0 times	75.6%	87.9%	86.9%	81.6%	74.4%	81.7%
	1 or 2 times	5.5%	4.4%	4.9%	4.6%	5.5%	5.0%
	3 to 9 times	7.1%	2.9%	2.6%	5.9%	7.4%	5.0%
	10 to 19 times	5.8%	1.0%	1.8%	3.6%	5.5%	3.4%
	20 to 39 times	3.1%	1.0%	1.2%	1.2%	4.4%	2.1%
	40 or more times	2.8%	2.8%	2.6%	3.2%	2.7%	2.8%
Total		100.0%	100.0%	100.0%	100.0%	100.0%	100.0%

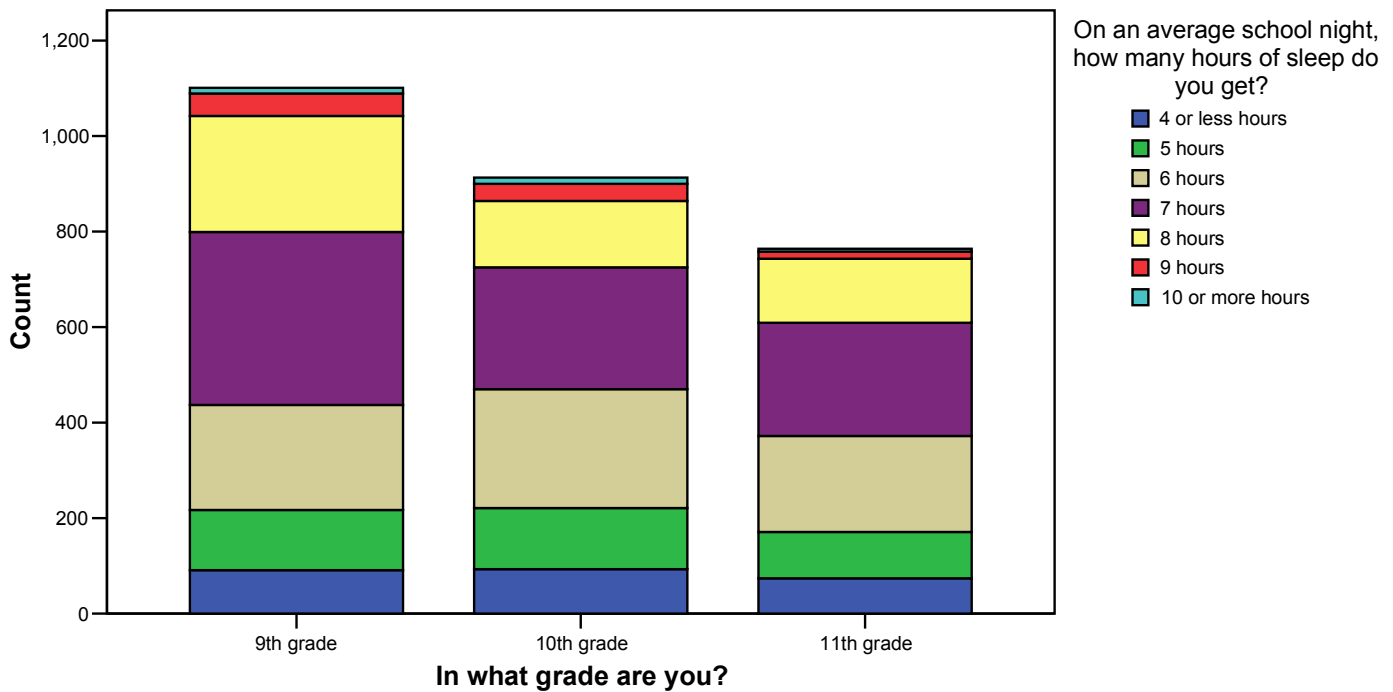
Q98. Has a doctor or nurse ever told you that you have asthma?



		What is your sex?		In what grade are you?			Total
		Female	Male	9th grade	10th grade	11th grade	
Has a doctor or nurse ever told you that you have asthma?	Yes	284	378	267	225	170	662
	No	1056	922	785	632	561	1978
	Not Sure	63	82	54	57	34	145
Total		1403	1382	1106	914	765	2785

		What is your sex?		In what grade are you?			Total
		Female	Male	9th grade	10th grade	11th grade	Col %
		Col %	Col %	Col %	Col %	Col %	
Has a doctor or nurse ever told you that you have asthma?	Yes	20.2%	27.4%	24.1%	24.6%	22.2%	23.8%
	No	75.3%	66.7%	71.0%	69.1%	73.3%	71.0%
	Not Sure	4.5%	5.9%	4.9%	6.2%	4.4%	5.2%
Total		100.0%	100.0%	100.0%	100.0%	100.0%	100.0%

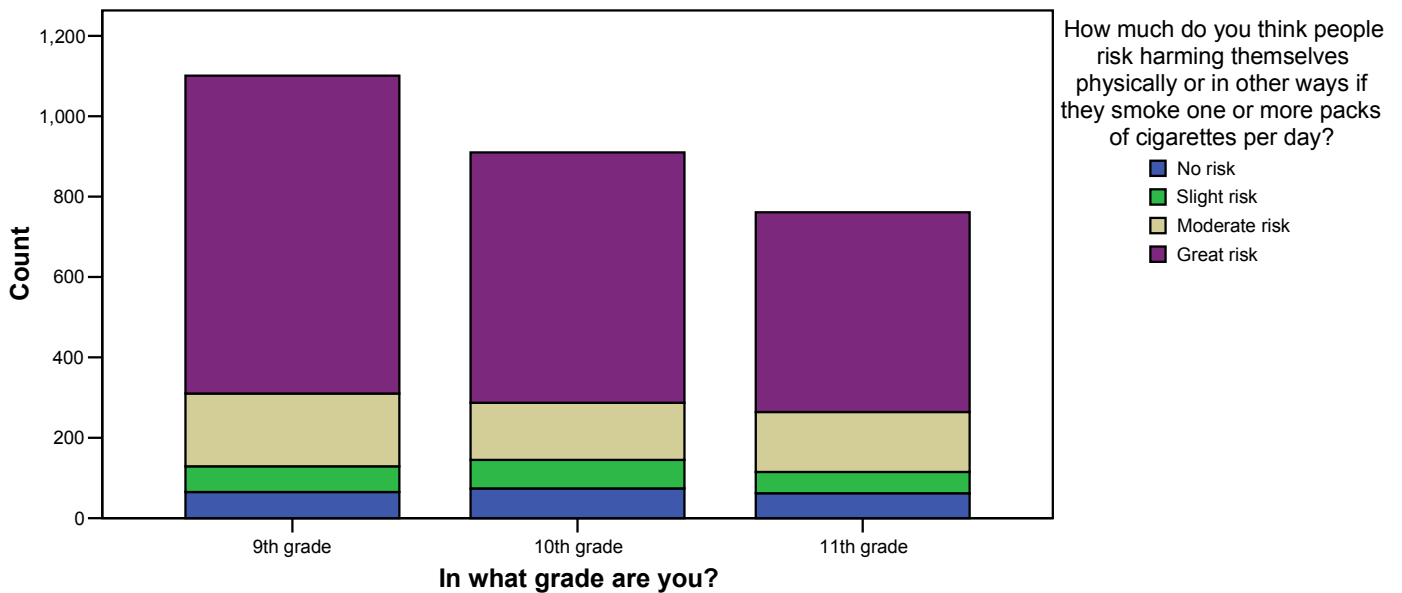
Q99. On an average school night, how many hours of sleep do you get?



		What is your sex?		In what grade are you?			Total
		Female	Male	9th grade	10th grade	11th grade	
		On an average school night, how many hours of sleep do you get?	4 or less hours	115	143	91	
	5 hours	200	151	126	128	97	351
	6 hours	395	275	220	249	201	670
	7 hours	436	418	362	255	237	854
	8 hours	218	298	243	139	134	516
	9 hours	37	61	47	36	15	98
	10 or more hours	6	25	12	13	6	31
Total		1407	1371	1101	913	764	2778

		What is your sex?		In what grade are you?			Total
		Female	Male	9th grade	10th grade	11th grade	Col %
		Col %	Col %	Col %	Col %	Col %	
On an average school night, how many hours of sleep do you get?	4 or less hours	8.2%	10.4%	8.3%	10.2%	9.7%	9.3%
	5 hours	14.2%	11.0%	11.4%	14.0%	12.7%	12.6%
	6 hours	28.1%	20.1%	20.0%	27.3%	26.3%	24.1%
	7 hours	31.0%	30.5%	32.9%	27.9%	31.0%	30.7%
	8 hours	15.5%	21.7%	22.1%	15.2%	17.5%	18.6%
	9 hours	2.6%	4.4%	4.3%	3.9%	2.0%	3.5%
	10 or more hours	.4%	1.8%	1.1%	1.4%	.8%	1.1%
Total		100.0%	100.0%	100.0%	100.0%	100.0%	100.0%

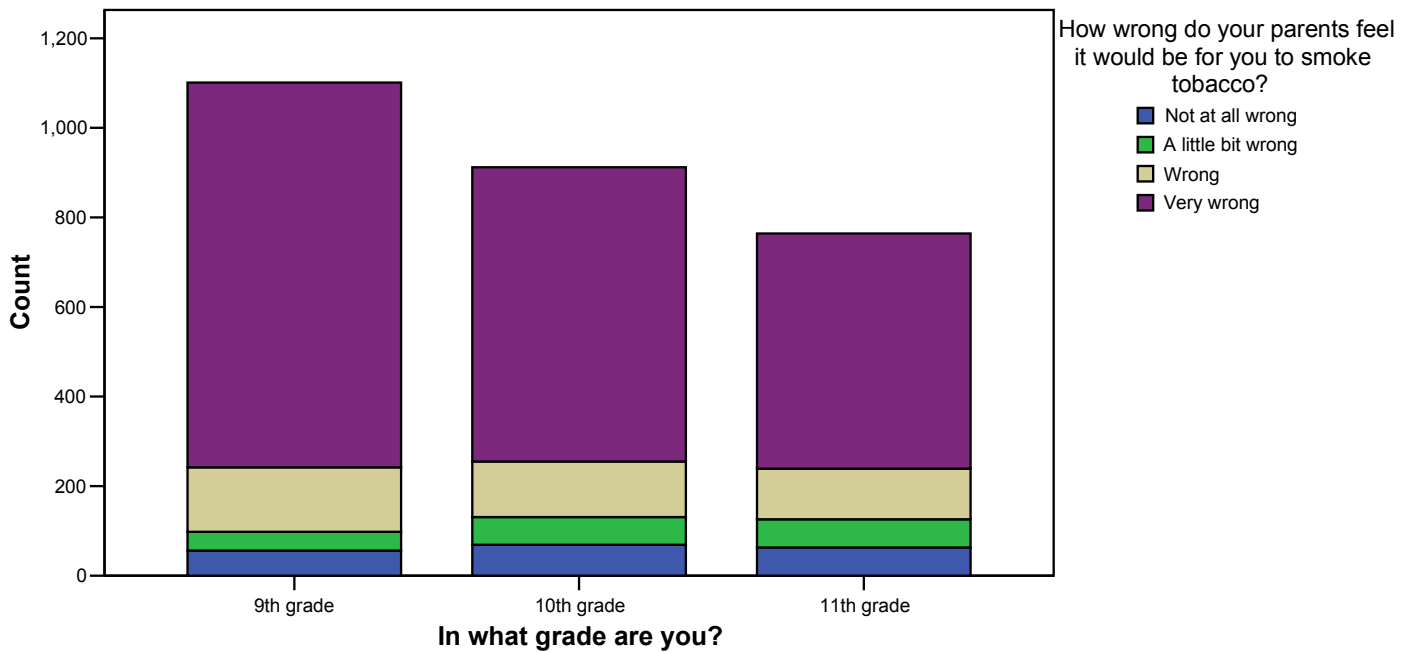
Q100. How much do you think people risk harming themselves physically or in other ways if they smoke one or more packs of cigarettes per day?



		What is your sex?		In what grade are you?			Total
		Female	Male	9th grade	10th grade	11th grade	
How much do you think people risk harming themselves physically or in other ways if they smoke one or more packs of cigarettes per day?	No risk	64	137	65	74	62	201
	Slight risk	88	100	64	71	53	188
	Moderate risk	217	255	181	142	149	472
	Great risk	1030	881	791	623	497	1911
Total		1399	1373	1101	910	761	2772

		What is your sex?		In what grade are you?			Total
		Female	Male	9th grade	10th grade	11th grade	Col %
		Col %	Col %	Col %	Col %	Col %	
How much do you think people risk harming themselves physically or in other ways if they smoke one or more packs of cigarettes per day?	No risk	4.6%	10.0%	5.9%	8.1%	8.1%	7.3%
	Slight risk	6.3%	7.3%	5.8%	7.8%	7.0%	6.8%
	Moderate risk	15.5%	18.6%	16.4%	15.6%	19.6%	17.0%
	Great risk	73.6%	64.2%	71.8%	68.5%	65.3%	68.9%
Total		100.0%	100.0%	100.0%	100.0%	100.0%	100.0%

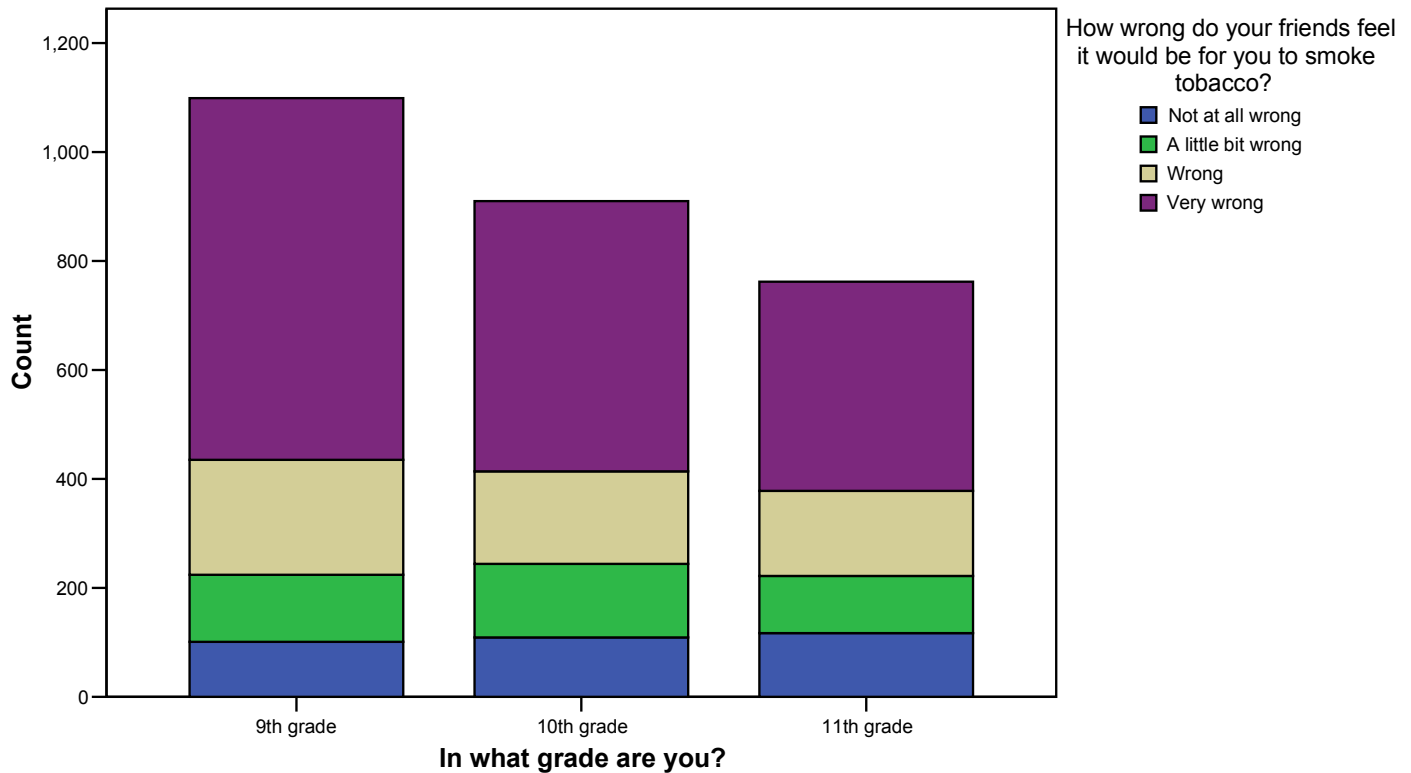
Q101. How wrong do your parents feel it would be for you to smoke tobacco?



		What is your sex?		In what grade are you?			Total
		Female	Male	9th grade	10th grade	11th grade	
How wrong do your parents feel it would be for you to smoke tobacco?	Not at all wrong	47	141	56	69	63	188
	A little bit wrong	57	110	42	62	63	167
	Wrong	173	208	144	124	113	381
	Very wrong	1124	917	859	657	525	2041
Total		1401	1376	1101	912	764	2777

		What is your sex?		In what grade are you?			Total
		Female	Male	9th grade	10th grade	11th grade	Col %
		Col %	Col %	Col %	Col %	Col %	
How wrong do your parents feel it would be for you to smoke tobacco?	Not at all wrong	3.4%	10.2%	5.1%	7.6%	8.2%	6.8%
	A little bit wrong	4.1%	8.0%	3.8%	6.8%	8.2%	6.0%
	Wrong	12.3%	15.1%	13.1%	13.6%	14.8%	13.7%
	Very wrong	80.2%	66.6%	78.0%	72.0%	68.7%	73.5%
Total		100.0%	100.0%	100.0%	100.0%	100.0%	100.0%

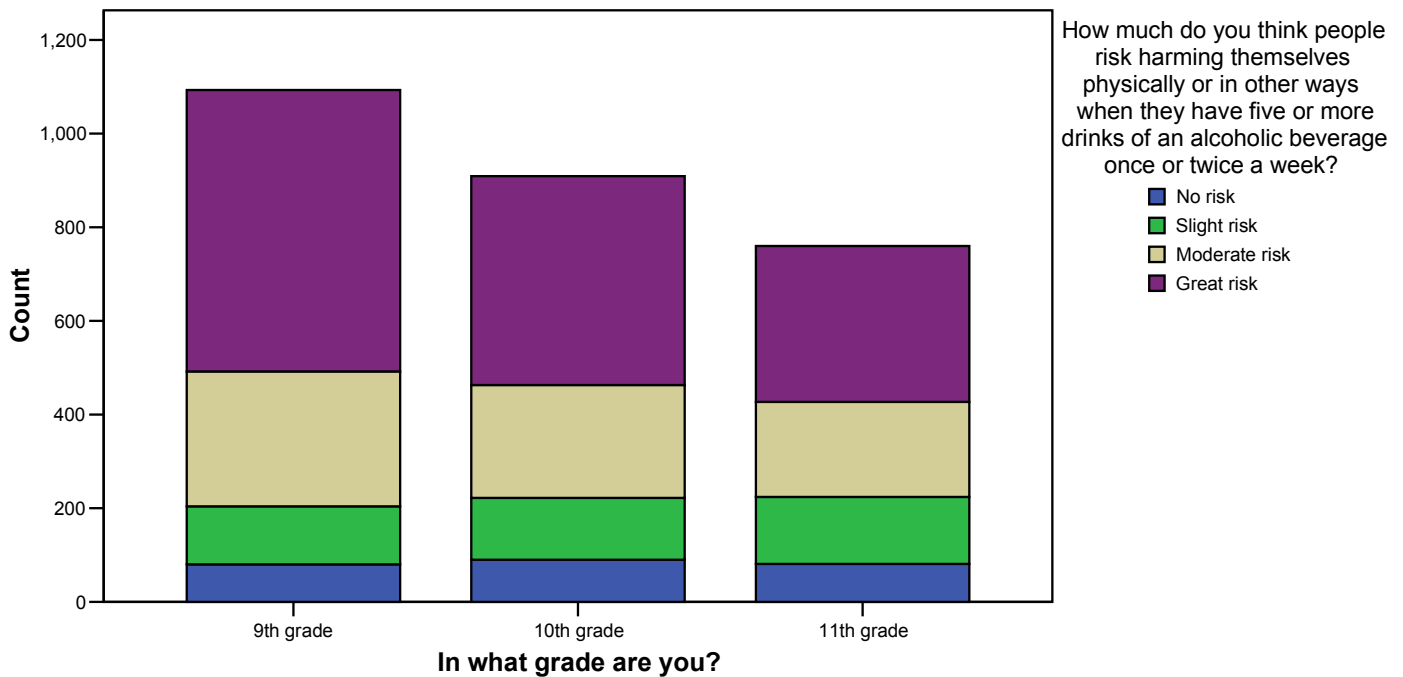
Q102. How wrong do your friends feel it would be for you to smoke tobacco?



		What is your sex?		In what grade are you?			Total
		Female	Male	9th grade	10th grade	11th grade	
How wrong do your friends feel it would be for you to smoke tobacco?	Not at all wrong	102	225	101	109	117	327
	A little bit wrong	137	226	123	135	105	363
	Wrong	246	291	211	170	156	537
	Very wrong	912	632	664	496	384	1544
Total		1397	1374	1099	910	762	2771

		What is your sex?		In what grade are you?			Total
		Female	Male	9th grade	10th grade	11th grade	Col %
		Col %	Col %	Col %	Col %	Col %	
How wrong do your friends feel it would be for you to smoke tobacco?	Not at all wrong	7.3%	16.4%	9.2%	12.0%	15.4%	11.8%
	A little bit wrong	9.8%	16.4%	11.2%	14.8%	13.8%	13.1%
	Wrong	17.6%	21.2%	19.2%	18.7%	20.5%	19.4%
	Very wrong	65.3%	46.0%	60.4%	54.5%	50.4%	55.7%
Total		100.0%	100.0%	100.0%	100.0%	100.0%	100.0%

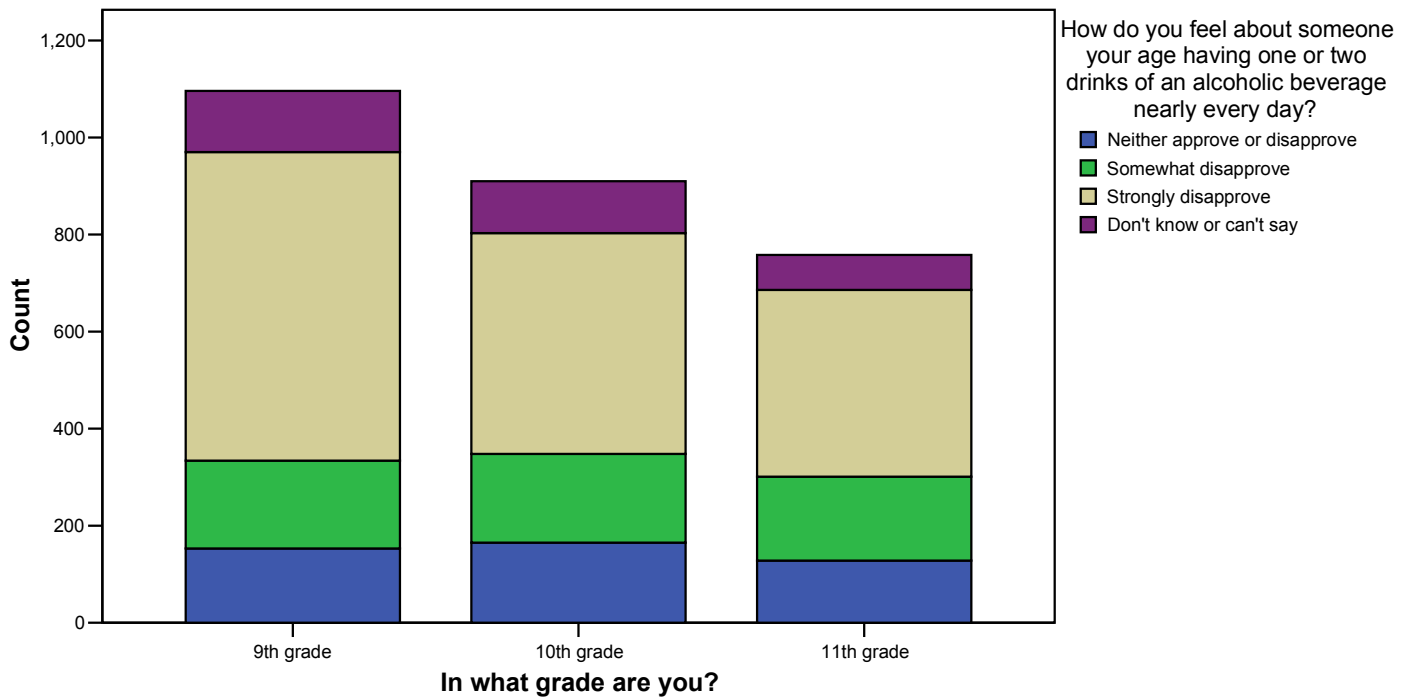
Q103. How much do you think people risk harming themselves physically or in other ways when they have five or more drinks of an alcoholic beverage once or twice a week?



		What is your sex?		In what grade are you?			Total
		Female	Male	9th grade	10th grade	11th grade	
How much do you think people risk harming themselves physically or in other ways when they have five or more drinks of an alcoholic beverage once or twice a week?	No risk	71	180	80	90	81	251
	Slight risk	173	226	124	132	143	399
	Moderate risk	375	357	288	241	203	732
	Great risk	770	610	601	446	333	1380
Total		1389	1373	1093	909	760	2762

		What is your sex?		In what grade are you?			Total
		Female	Male	9th grade	10th grade	11th grade	Col %
		Col %	Col %	Col %	Col %	Col %	
How much do you think people risk harming themselves physically or in other ways when they have five or more drinks of an alcoholic beverage once or twice a week?	No risk	5.1%	13.1%	7.3%	9.9%	10.7%	9.1%
	Slight risk	12.5%	16.5%	11.3%	14.5%	18.8%	14.4%
	Moderate risk	27.0%	26.0%	26.3%	26.5%	26.7%	26.5%
	Great risk	55.4%	44.4%	55.0%	49.1%	43.8%	50.0%
Total		100.0%	100.0%	100.0%	100.0%	100.0%	100.0%

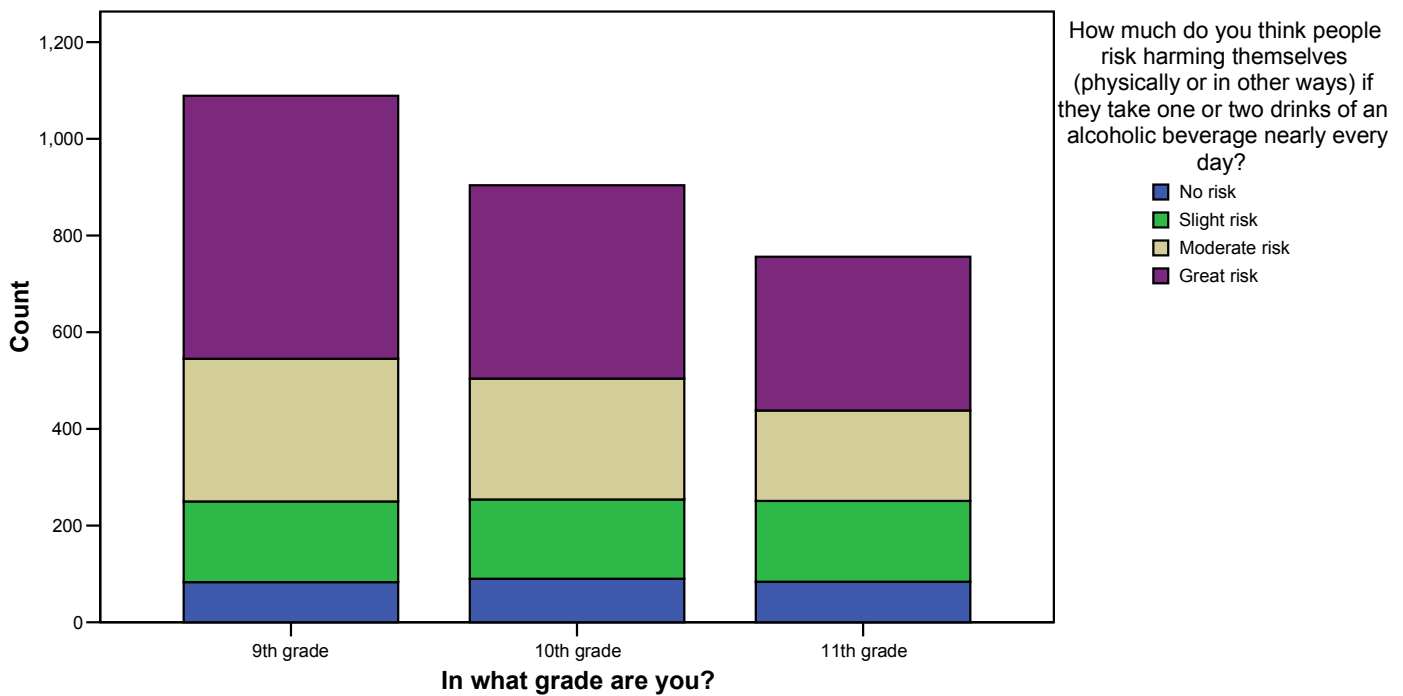
Q104. How do you feel about someone your age having one or two drinks of an alcoholic beverage nearly every day?



		What is your sex?		In what grade are you?			Total
		Female	Male	9th grade	10th grade	11th grade	
How do you feel about someone your age having one or two drinks of an alcoholic beverage nearly every day?	Neither approve or disapprove	181	265	153	165	128	446
	Somewhat disapprove	265	272	181	183	173	537
	Strongly disapprove	802	674	636	455	385	1476
	Don't know or can't say	141	164	126	107	72	305
Total		1389	1375	1096	910	758	2764

		What is your sex?		In what grade are you?			Total
		Female	Male	9th grade	10th grade	11th grade	Col %
		Col %	Col %	Col %	Col %	Col %	
How do you feel about someone your age having one or two drinks of an alcoholic beverage nearly every day?	Neither approve or disapprove	13.0%	19.3%	14.0%	18.1%	16.9%	16.1%
	Somewhat disapprove	19.1%	19.8%	16.5%	20.1%	22.8%	19.4%
	Strongly disapprove	57.7%	49.0%	58.0%	50.0%	50.8%	53.4%
	Don't know or can't say	10.2%	11.9%	11.5%	11.8%	9.5%	11.0%
Total		100.0%	100.0%	100.0%	100.0%	100.0%	100.0%

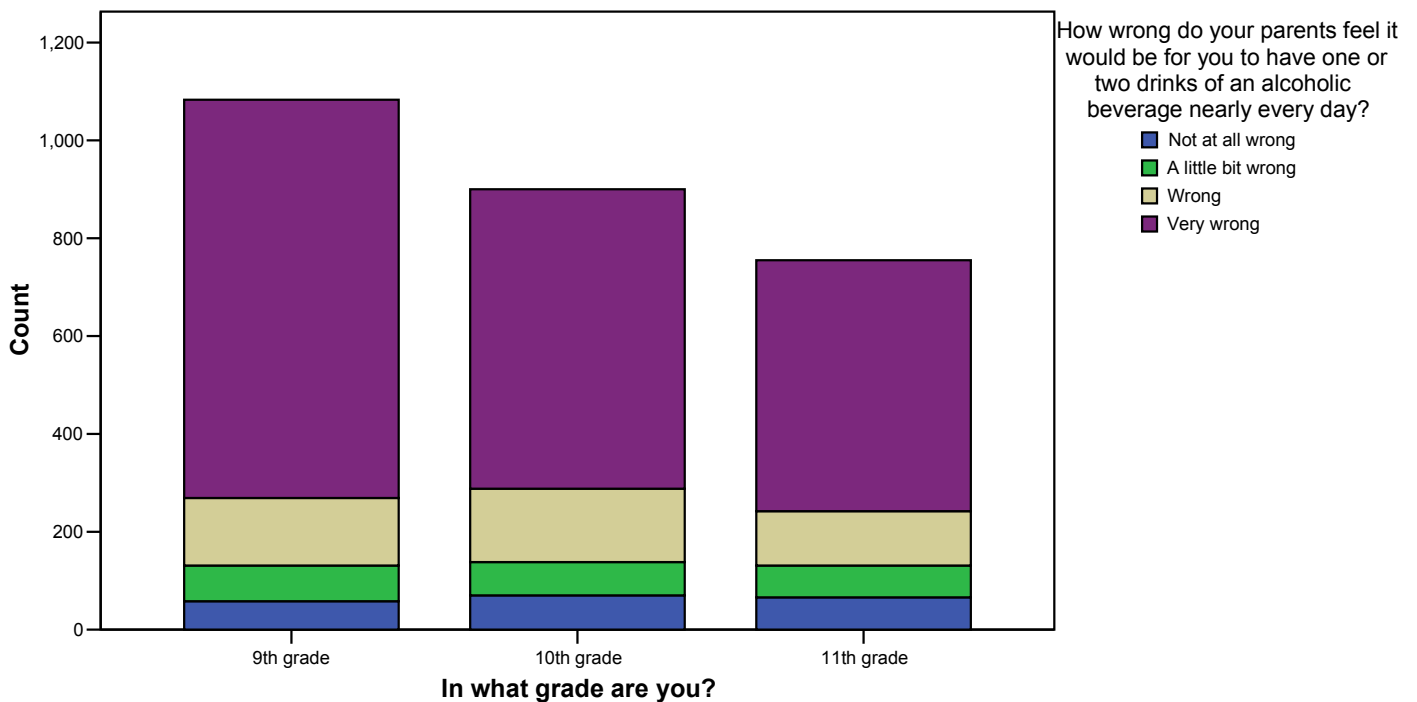
Q105. How much do you think people risk harming themselves (physically or in other ways) if they take one or two drinks of an alcoholic beverage nearly every day?



		What is your sex?		In what grade are you?			Total
		Female	Male	9th grade	10th grade	11th grade	
How much do you think people risk harming themselves (physically or in other ways) if they take one or two drinks of an alcoholic beverage nearly every day?	No risk	76	181	83	90	84	257
	Slight risk	215	283	167	164	167	498
	Moderate risk	398	334	295	250	187	732
	Great risk	691	571	544	400	318	1262
Total		1380	1369	1089	904	756	2749

		What is your sex?		In what grade are you?			Total
		Female	Male	9th grade	10th grade	11th grade	Col %
		Col %	Col %	Col %	Col %	Col %	
How much do you think people risk harming themselves (physically or in other ways) if they take one or two drinks of an alcoholic beverage nearly every day?	No risk	5.5%	13.2%	7.6%	10.0%	11.1%	9.3%
	Slight risk	15.6%	20.7%	15.3%	18.1%	22.1%	18.1%
	Moderate risk	28.8%	24.4%	27.1%	27.7%	24.7%	26.6%
	Great risk	50.1%	41.7%	50.0%	44.2%	42.1%	45.9%
Total		100.0%	100.0%	100.0%	100.0%	100.0%	100.0%

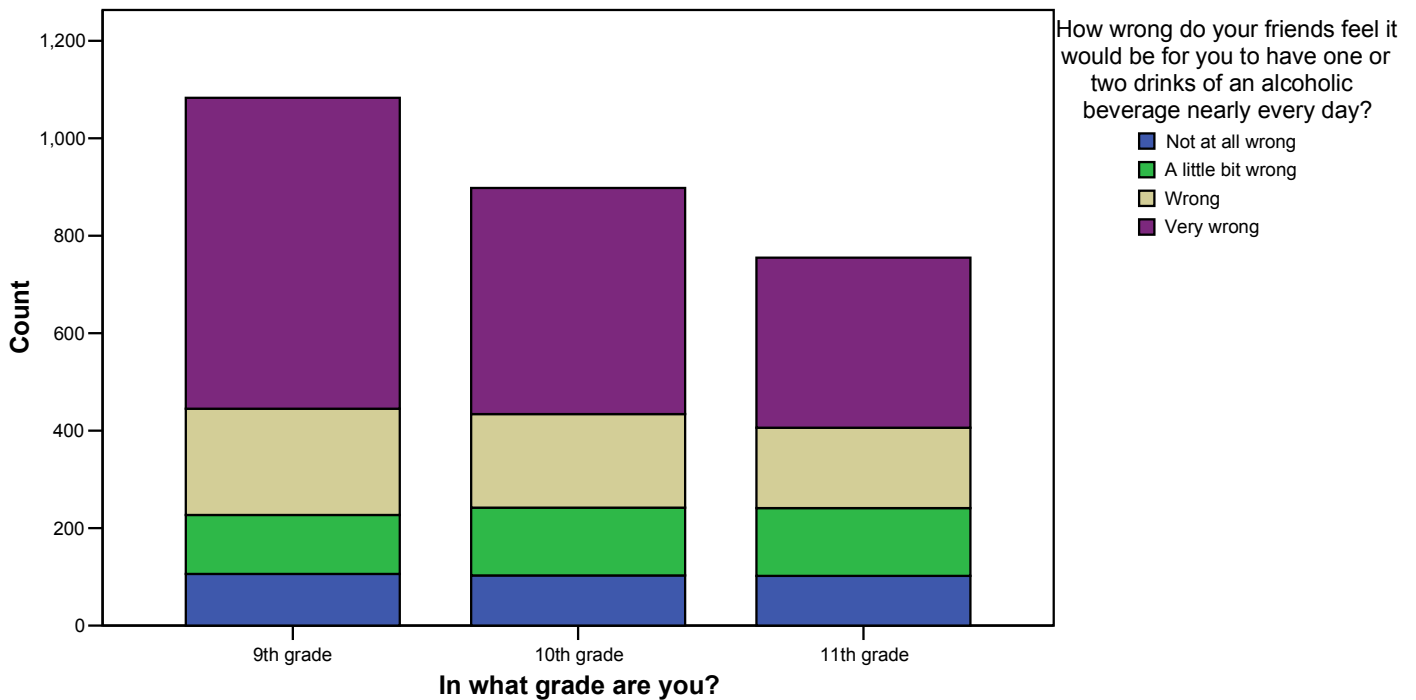
Q106. How wrong do your parents feel it would be for you to have one or two drinks of an alcoholic beverage nearly every day?



		What is your sex?		In what grade are you?			Total
		Female	Male	9th grade	10th grade	11th grade	
How wrong do your parents feel it would be for you to have one or two drinks of an alcoholic beverage nearly every day?	Not at all wrong	61	133	58	70	66	194
	A little bit wrong	73	133	73	68	65	206
	Wrong	188	211	138	150	111	399
	Very wrong	1056	883	814	612	513	1939
Total		1378	1360	1083	900	755	2738

		What is your sex?		In what grade are you?			Total
		Female	Male	9th grade	10th grade	11th grade	Col %
		Col %	Col %	Col %	Col %	Col %	
How wrong do your parents feel it would be for you to have one or two drinks of an alcoholic beverage nearly every day?	Not at all wrong	4.4%	9.8%	5.4%	7.8%	8.7%	7.1%
	A little bit wrong	5.3%	9.8%	6.7%	7.6%	8.6%	7.5%
	Wrong	13.6%	15.5%	12.7%	16.7%	14.7%	14.6%
	Very wrong	76.6%	64.9%	75.2%	68.0%	67.9%	70.8%
Total		100.0%	100.0%	100.0%	100.0%	100.0%	100.0%

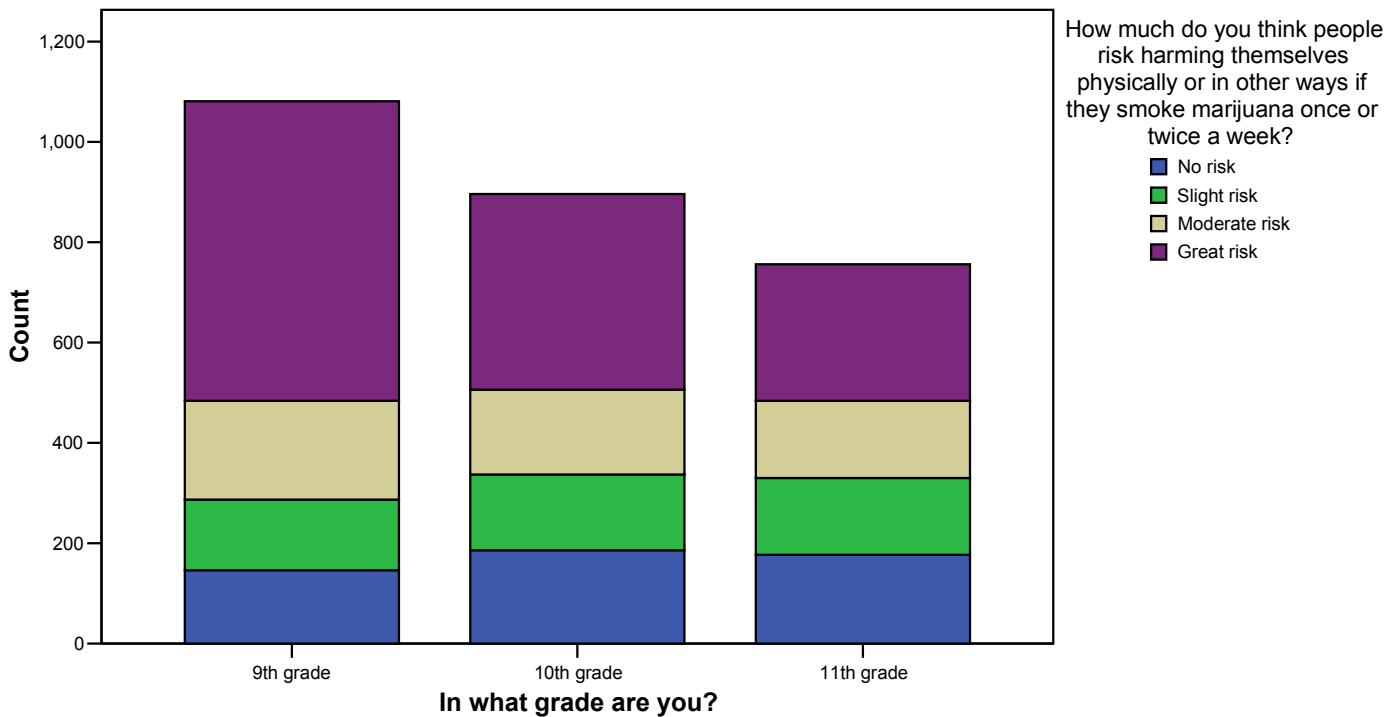
Q107. How wrong do your friends feel it would be for you to have one or two drinks of an alcoholic beverage nearly every day?



		What is your sex?		In what grade are you?			Total
		Female	Male	9th grade	10th grade	11th grade	
How wrong do your friends feel it would be for you to have one or two drinks of an alcoholic beverage nearly every day?	Not at all wrong	93	218	106	103	102	311
	A little bit wrong	159	240	121	139	139	399
	Wrong	297	278	218	192	165	575
	Very wrong	827	624	638	464	349	1451
Total		1376	1360	1083	898	755	2736

		What is your sex?		In what grade are you?			Total
		Female	Male	9th grade	10th grade	11th grade	Col %
		Col %	Col %	Col %	Col %	Col %	
How wrong do your friends feel it would be for you to have one or two drinks of an alcoholic beverage nearly every day?	Not at all wrong	6.8%	16.0%	9.8%	11.5%	13.5%	11.4%
	A little bit wrong	11.6%	17.6%	11.2%	15.5%	18.4%	14.6%
	Wrong	21.6%	20.4%	20.1%	21.4%	21.9%	21.0%
	Very wrong	60.1%	45.9%	58.9%	51.7%	46.2%	53.0%
Total		100.0%	100.0%	100.0%	100.0%	100.0%	100.0%

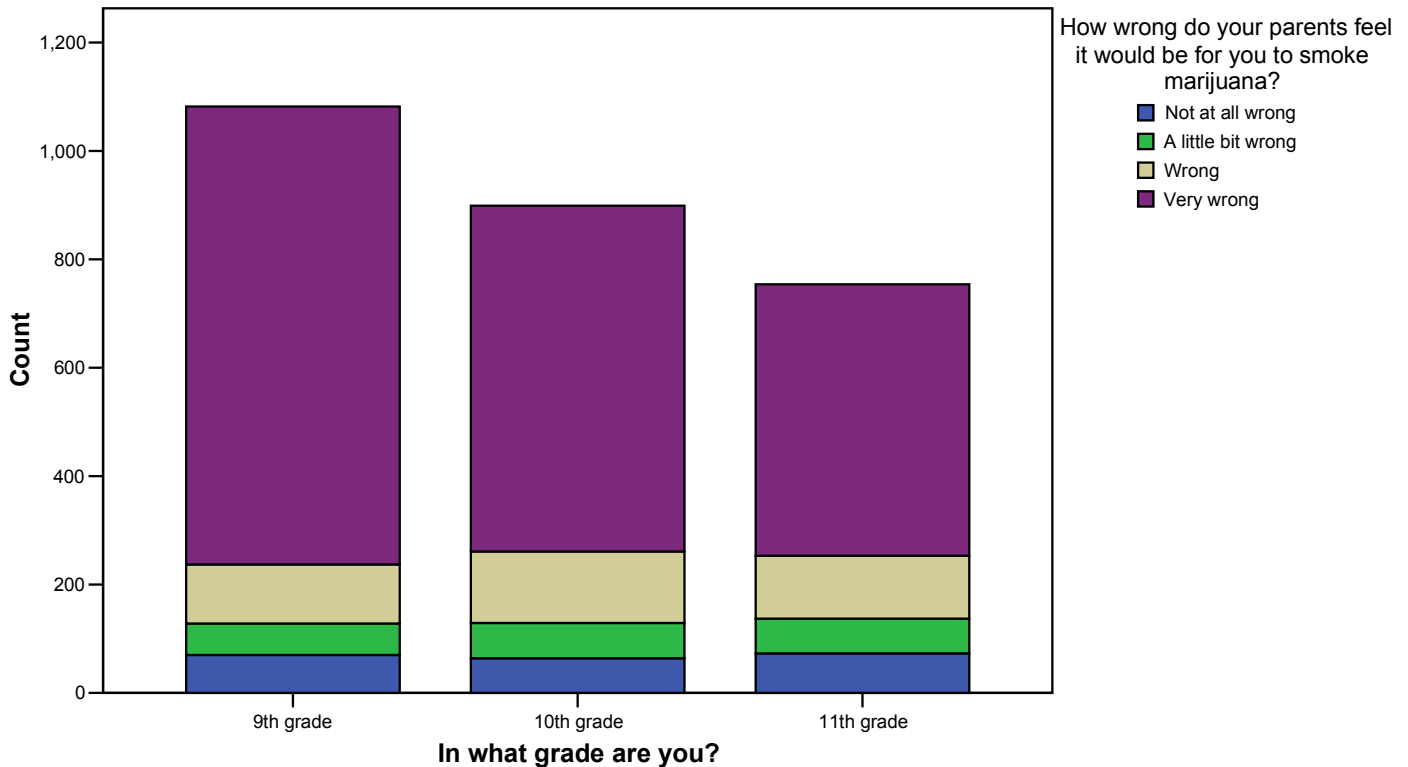
Q108. How much do you think people risk harming themselves physically or in other ways if they smoke marijuana once or twice a week?



		What is your sex?		In what grade are you?			Total
		Female	Male	9th grade	10th grade	11th grade	
How much do you think people risk harming themselves physically or in other ways if they smoke marijuana once or twice a week?	No risk	188	321	146	186	177	509
	Slight risk	193	252	141	151	153	445
	Moderate risk	271	249	197	169	154	520
	Great risk	724	535	597	390	272	1259
Total		1376	1357	1081	896	756	2733

		What is your sex?		In what grade are you?			Total
		Female	Male	9th grade	10th grade	11th grade	Col %
		Col %	Col %	Col %	Col %	Col %	
How much do you think people risk harming themselves physically or in other ways if they smoke marijuana once or twice a week?	No risk	13.7%	23.7%	13.5%	20.8%	23.4%	18.6%
	Slight risk	14.0%	18.6%	13.0%	16.9%	20.2%	16.3%
	Moderate risk	19.7%	18.3%	18.2%	18.9%	20.4%	19.0%
	Great risk	52.6%	39.4%	55.2%	43.5%	36.0%	46.1%
Total		100.0%	100.0%	100.0%	100.0%	100.0%	100.0%

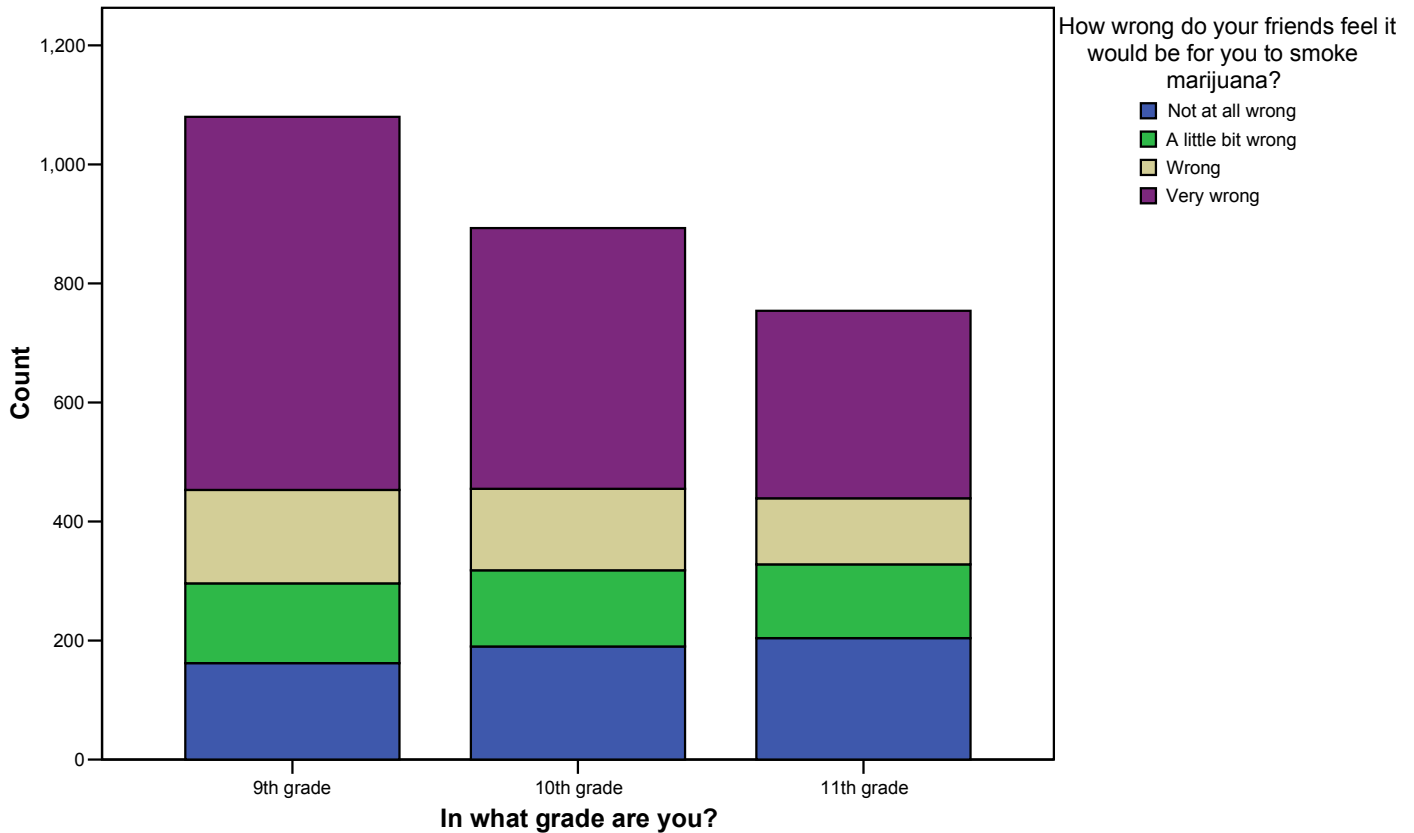
Q109. How wrong do your parents feel it would be for you to smoke marijuana?



		What is your sex?		In what grade are you?			Total
		Female	Male	9th grade	10th grade	11th grade	
How wrong do your parents feel it would be for you to smoke marijuana?	Not at all wrong	67	140	70	64	73	207
	A little bit wrong	66	121	58	65	64	187
	Wrong	174	183	109	132	116	357
	Very wrong	1072	912	845	638	501	1984
Total		1379	1356	1082	899	754	2735

		What is your sex?		In what grade are you?			Total
		Female	Male	9th grade	10th grade	11th grade	Col %
		Col %	Col %	Col %	Col %	Col %	
How wrong do your parents feel it would be for you to smoke marijuana?	Not at all wrong	4.9%	10.3%	6.5%	7.1%	9.7%	7.6%
	A little bit wrong	4.8%	8.9%	5.4%	7.2%	8.5%	6.8%
	Wrong	12.6%	13.5%	10.1%	14.7%	15.4%	13.1%
	Very wrong	77.7%	67.3%	78.1%	71.0%	66.4%	72.5%
Total		100.0%	100.0%	100.0%	100.0%	100.0%	100.0%

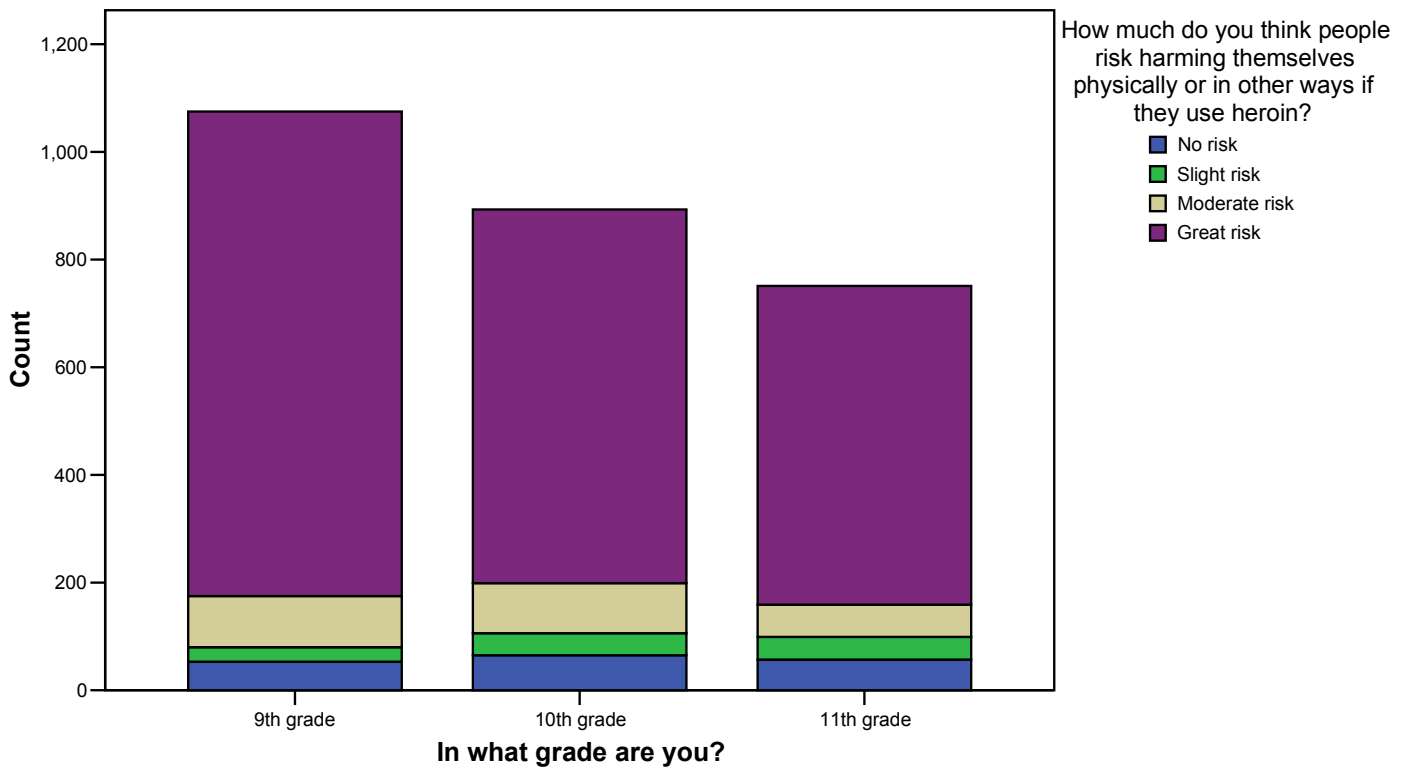
Q110. How wrong do your friends feel it would be for you to smoke marijuana?



		What is your sex?		In what grade are you?			Total
		Female	Male	9th grade	10th grade	11th grade	
		How wrong do your friends feel it would be for you to smoke marijuana?	Not at all wrong	213	343	162	
	A little bit wrong	148	238	134	128	124	386
	Wrong	204	201	157	137	111	405
	Very wrong	810	570	627	438	315	1380
Total		1375	1352	1080	893	754	2727

		What is your sex?		In what grade are you?			Total
		Female	Male	9th grade	10th grade	11th grade	Col %
		Col %	Col %	Col %	Col %	Col %	
How wrong do your friends feel it would be for you to smoke marijuana?	Not at all wrong	15.5%	25.4%	15.0%	21.3%	27.1%	20.4%
	A little bit wrong	10.8%	17.6%	12.4%	14.3%	16.4%	14.2%
	Wrong	14.8%	14.9%	14.5%	15.3%	14.7%	14.9%
	Very wrong	58.9%	42.2%	58.1%	49.0%	41.8%	50.6%
Total		100.0%	100.0%	100.0%	100.0%	100.0%	100.0%

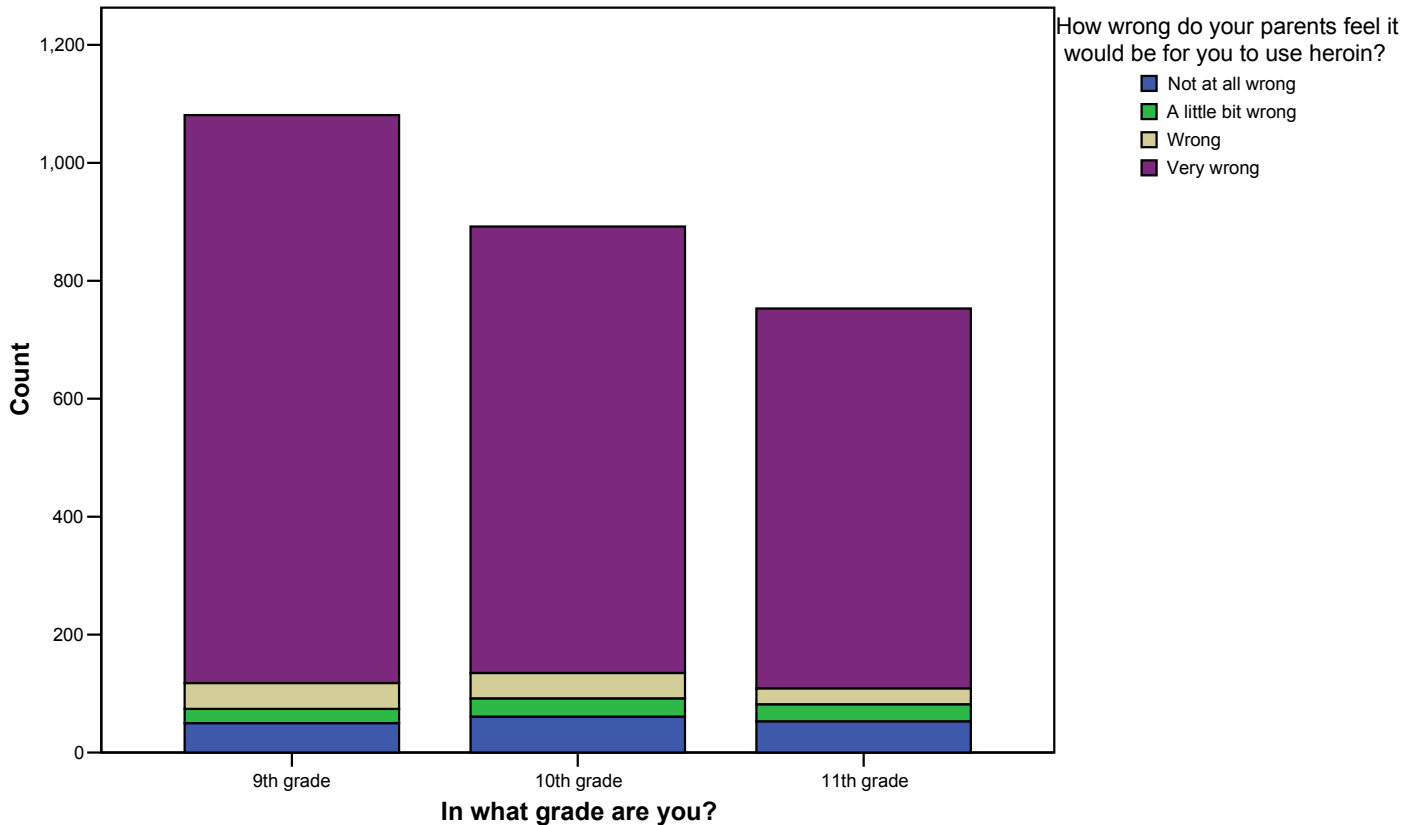
Q111. How much do you think people risk harming themselves physically or in other ways if they use heroin?



		What is your sex?		In what grade are you?			Total
		Female	Male	9th grade	10th grade	11th grade	
How much do you think people risk harming themselves physically or in other ways if they use heroin?	No risk	47	128	53	65	57	175
	Slight risk	42	68	27	41	42	110
	Moderate risk	126	122	95	93	60	248
	Great risk	1152	1034	900	694	592	2186
Total		1367	1352	1075	893	751	2719

		What is your sex?		In what grade are you?			Total
		Female	Male	9th grade	10th grade	11th grade	Col %
		Col %	Col %	Col %	Col %	Col %	
How much do you think people risk harming themselves physically or in other ways if they use heroin?	No risk	3.4%	9.5%	4.9%	7.3%	7.6%	6.4%
	Slight risk	3.1%	5.0%	2.5%	4.6%	5.6%	4.0%
	Moderate risk	9.2%	9.0%	8.8%	10.4%	8.0%	9.1%
	Great risk	84.3%	76.5%	83.7%	77.7%	78.8%	80.4%
Total		100.0%	100.0%	100.0%	100.0%	100.0%	100.0%

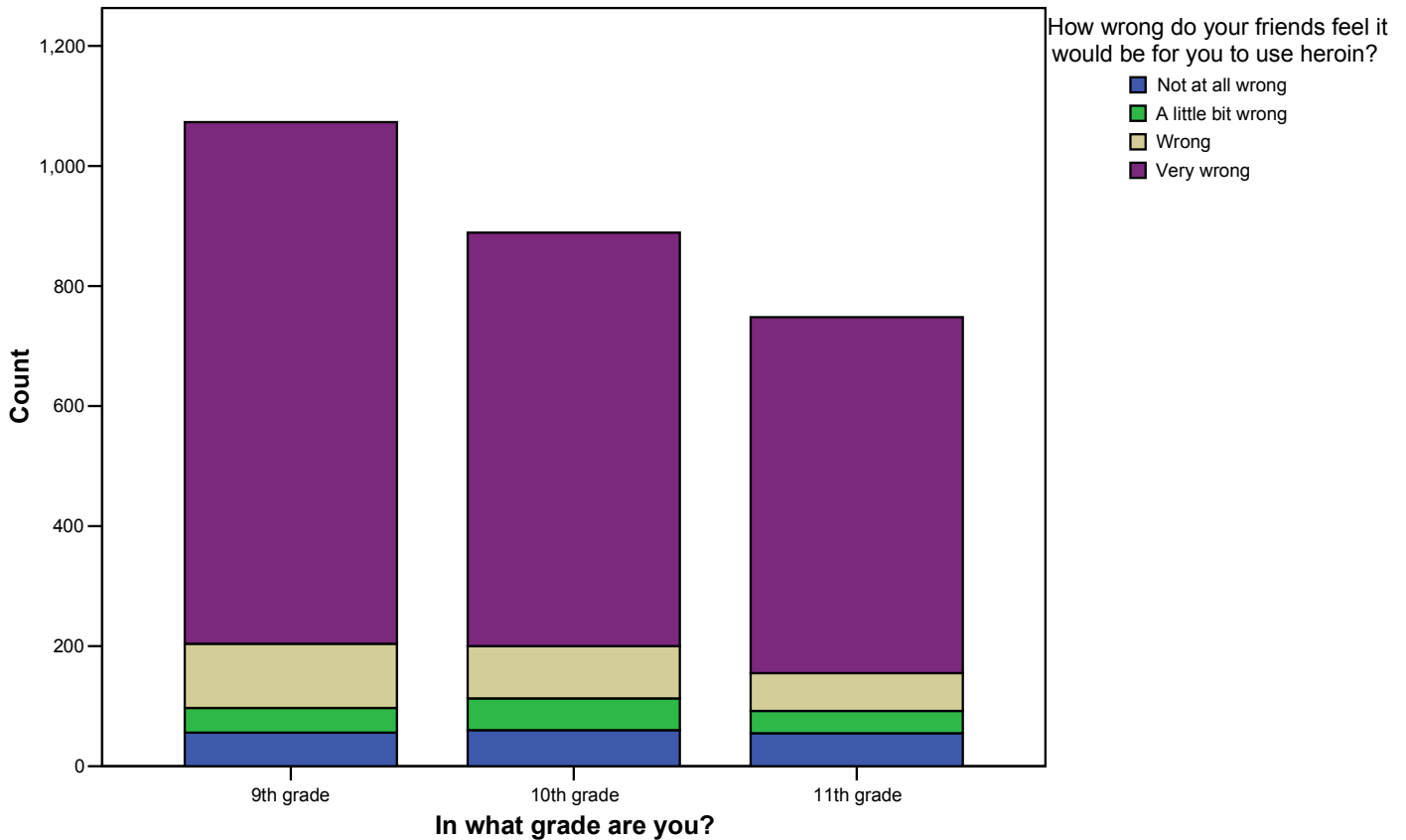
Q112. How wrong do your parents feel it would be for you to use heroin?



		What is your sex?		In what grade are you?			Total
		Female	Male	9th grade	10th grade	11th grade	
How wrong do your parents feel it would be for you to use heroin?	Not at all wrong	50	114	50	61	53	164
	A little bit wrong	22	62	24	31	29	84
	Wrong	39	75	44	43	27	114
	Very wrong	1260	1104	963	757	644	2364
Total		1371	1355	1081	892	753	2726

		What is your sex?		In what grade are you?			Total
		Female	Male	9th grade	10th grade	11th grade	Col %
		Col %	Col %	Col %	Col %	Col %	
How wrong do your parents feel it would be for you to use heroin?	Not at all wrong	3.6%	8.4%	4.6%	6.8%	7.0%	6.0%
	A little bit wrong	1.6%	4.6%	2.2%	3.5%	3.9%	3.1%
	Wrong	2.8%	5.5%	4.1%	4.8%	3.6%	4.2%
	Very wrong	91.9%	81.5%	89.1%	84.9%	85.5%	86.7%
Total		100.0%	100.0%	100.0%	100.0%	100.0%	100.0%

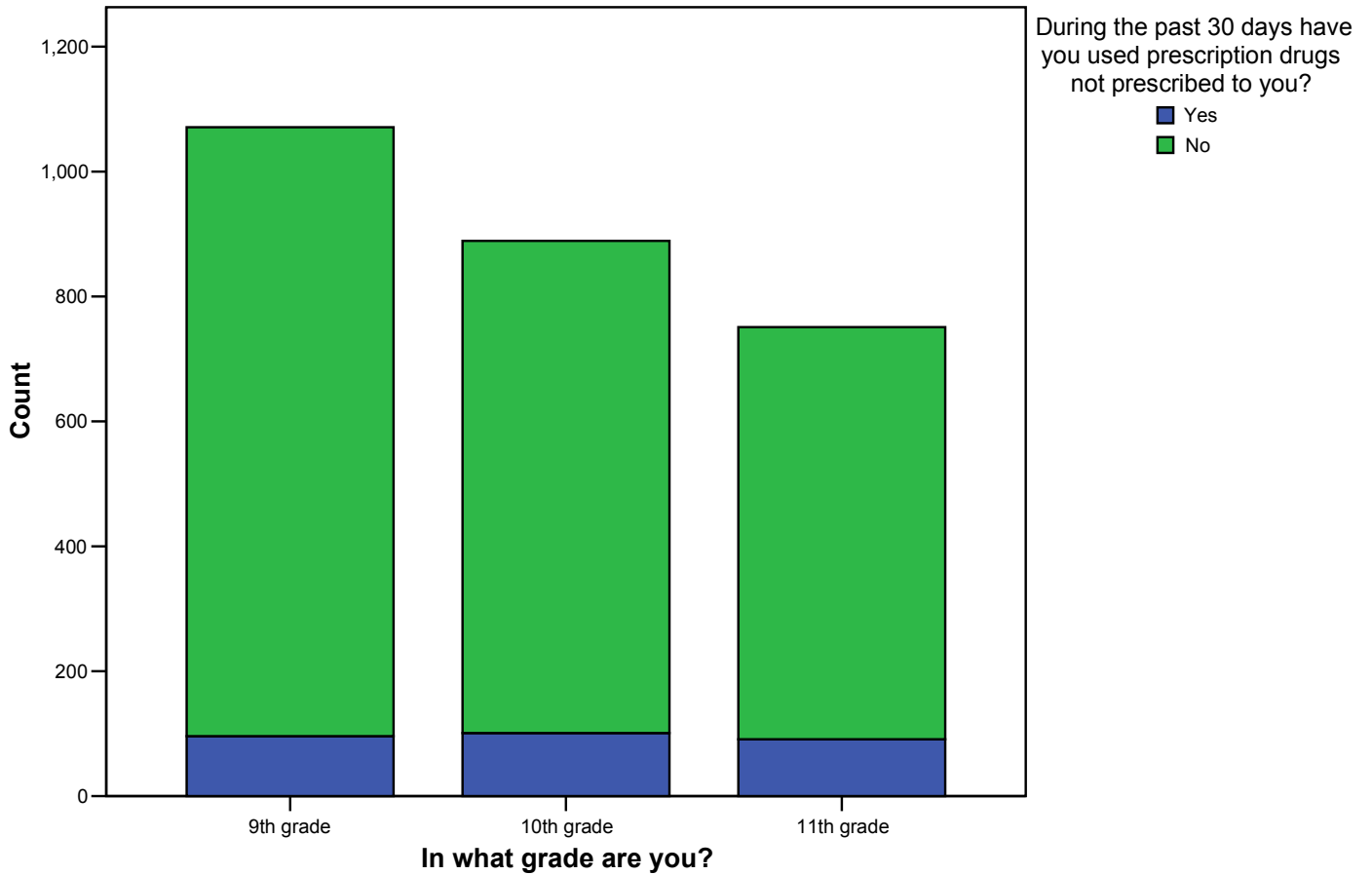
Q113. How wrong do your friends feel it would be for you to use heroin?



		What is your sex?		In what grade are you?			Total
		Female	Male	9th grade	10th grade	11th grade	
How wrong do your friends feel it would be for you to use heroin?	Not at all wrong	44	127	56	60	55	171
	A little bit wrong	48	83	41	53	37	131
	Wrong	115	142	107	87	63	257
	Very wrong	1159	992	869	689	593	2151
Total		1366	1344	1073	889	748	2710

		What is your sex?		In what grade are you?			Total
		Female	Male	9th grade	10th grade	11th grade	Col %
		Col %	Col %	Col %	Col %	Col %	
How wrong do your friends feel it would be for you to use heroin?	Not at all wrong	3.2%	9.4%	5.2%	6.7%	7.4%	6.3%
	A little bit wrong	3.5%	6.2%	3.8%	6.0%	4.9%	4.8%
	Wrong	8.4%	10.6%	10.0%	9.8%	8.4%	9.5%
	Very wrong	84.8%	73.8%	81.0%	77.5%	79.3%	79.4%
Total		100.0%	100.0%	100.0%	100.0%	100.0%	100.0%

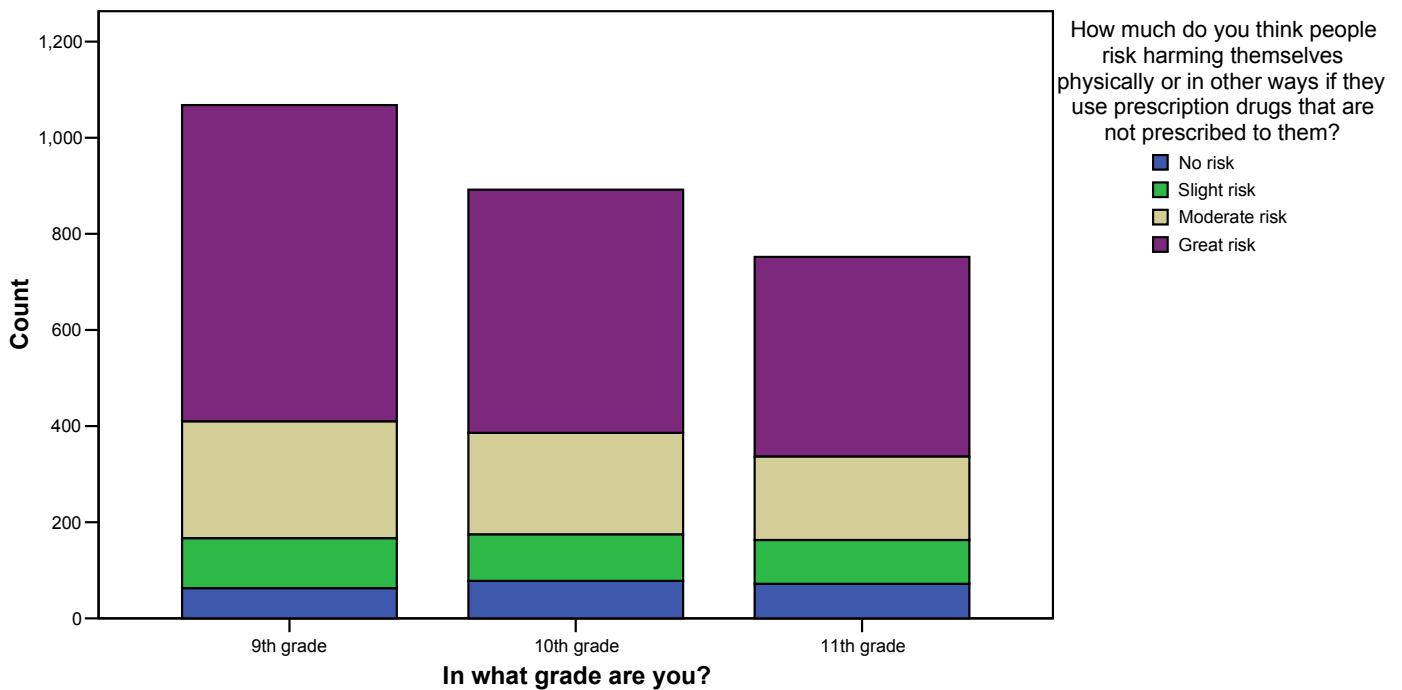
Q114. During the past 30 days have you used prescription drugs not prescribed to you?



		What is your sex?		In what grade are you?			Total
		Female	Male	9th grade	10th grade	11th grade	
During the past 30 days have you used prescription drugs not prescribed to you?	Yes	118	170	96	101	91	288
	No	1246	1177	975	788	660	2423
Total		1364	1347	1071	889	751	2711

		What is your sex?		In what grade are you?			Total
		Female	Male	9th grade	10th grade	11th grade	Col %
		Col %	Col %	Col %	Col %	Col %	
During the past 30 days have you used prescription drugs not prescribed to you?	Yes	8.7%	12.6%	9.0%	11.4%	12.1%	10.6%
	No	91.3%	87.4%	91.0%	88.6%	87.9%	89.4%
Total		100.0%	100.0%	100.0%	100.0%	100.0%	100.0%

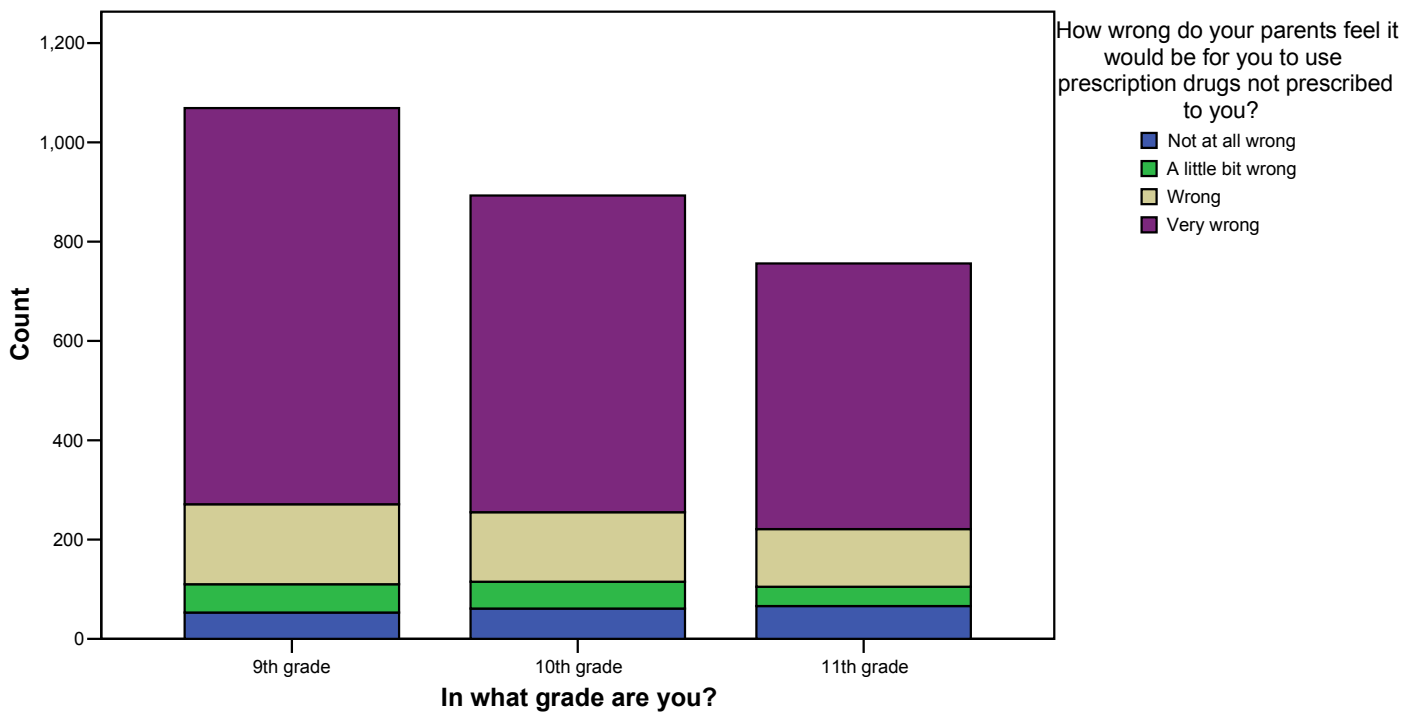
Q115. How much do you think people risk harming themselves physically or in other ways if they use prescription drugs that are not prescribed to them?



		What is your sex?		In what grade are you?			Total
		Female	Male	9th grade	10th grade	11th grade	
		How much do you think people risk harming themselves physically or in other ways if they use prescription drugs that are not prescribed to them?	No risk	60	153	63	78
	Slight risk	129	163	104	97	91	292
	Moderate risk	324	304	243	211	174	628
	Great risk	851	728	658	506	415	1579
	Total	1364	1348	1068	892	752	2712

		What is your sex?		In what grade are you?			Total
		Female	Male	9th grade	10th grade	11th grade	Col %
		Col %	Col %	Col %	Col %	Col %	
How much do you think people risk harming themselves physically or in other ways if they use prescription drugs that are not prescribed to them?	No risk	4.4%	11.4%	5.9%	8.7%	9.6%	7.9%
	Slight risk	9.5%	12.1%	9.7%	10.9%	12.1%	10.8%
	Moderate risk	23.8%	22.6%	22.8%	23.7%	23.1%	23.2%
	Great risk	62.4%	54.0%	61.6%	56.7%	55.2%	58.2%
	Total	100.0%	100.0%	100.0%	100.0%	100.0%	100.0%

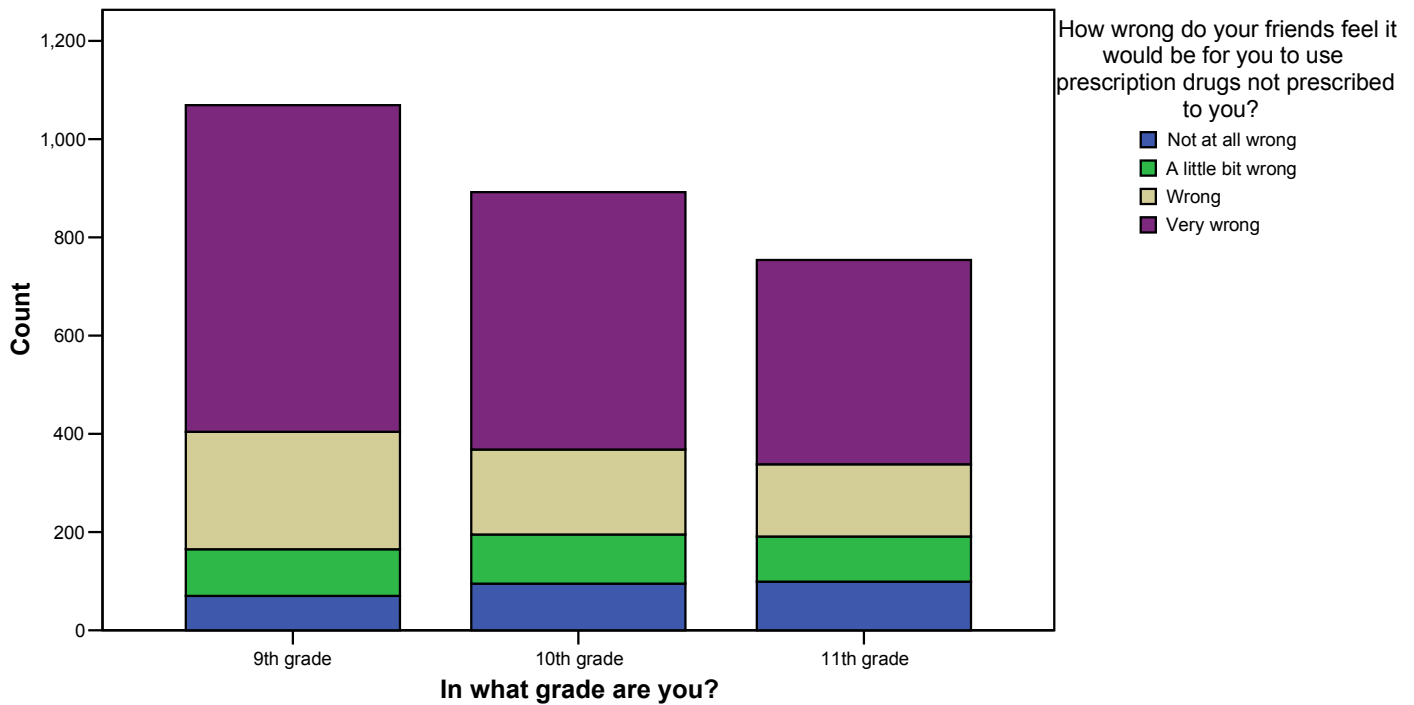
Q116. How wrong do your parents feel it would be for you to use prescription drugs not prescribed to you?



		What is your sex?		In what grade are you?			Total
		Female	Male	9th grade	10th grade	11th grade	
How wrong do your parents feel it would be for you to use prescription drugs not prescribed to you?	Not at all wrong	51	129	53	61	66	180
	A little bit wrong	59	91	57	54	39	150
	Wrong	200	217	161	140	116	417
	Very wrong	1059	912	798	638	535	1971
Total		1369	1349	1069	893	756	2718

		What is your sex?		In what grade are you?			Total
		Female	Male	9th grade	10th grade	11th grade	Col %
		Col %	Col %	Col %	Col %	Col %	
How wrong do your parents feel it would be for you to use prescription drugs not prescribed to you?	Not at all wrong	3.7%	9.6%	5.0%	6.8%	8.7%	6.6%
	A little bit wrong	4.3%	6.7%	5.3%	6.0%	5.2%	5.5%
	Wrong	14.6%	16.1%	15.1%	15.7%	15.3%	15.3%
	Very wrong	77.4%	67.6%	74.6%	71.4%	70.8%	72.5%
Total		100.0%	100.0%	100.0%	100.0%	100.0%	100.0%

Q117. How wrong do your friends feel it would be for you to use prescription drugs not prescribed to you?



		What is your sex?		In what grade are you?			Total
		Female	Male	9th grade	10th grade	11th grade	
		How wrong do your friends feel it would be for you to use prescription drugs not prescribed to you?	Not at all wrong	86	178	70	
	A little bit wrong	116	171	95	100	92	287
	Wrong	250	309	239	173	147	559
	Very wrong	916	689	665	524	416	1605
Total		1368	1347	1069	892	754	2715

		What is your sex?		In what grade are you?			Total
		Female	Male	9th grade	10th grade	11th grade	Col %
		Col %	Col %	Col %	Col %	Col %	
How wrong do your friends feel it would be for you to use prescription drugs not prescribed to you?	Not at all wrong	6.3%	13.2%	6.5%	10.7%	13.1%	9.7%
	A little bit wrong	8.5%	12.7%	8.9%	11.2%	12.2%	10.6%
	Wrong	18.3%	22.9%	22.4%	19.4%	19.5%	20.6%
	Very wrong	67.0%	51.2%	62.2%	58.7%	55.2%	59.1%
Total		100.0%	100.0%	100.0%	100.0%	100.0%	100.0%